


The NFSS Bulletin

Vol. 11, No.6



NATIONAL FINCH AND SOFTBILL SOCIETY

November—December 1994



THE NATIONAL FINCH AND SOFTBILL SOCIETY

OFFICERS

President	Stephen Hoppin	Phena and Fax (813) 997-NFSS
1st Vice President Regional V.P.s	Jon Hoffman	(502) 585-5370
2nd Vice President Publications & Education	Martha Wigmore	(612) 241-0071
3rd Vice President FINCHSAVE	Linda Oja	(804) 874-8581
4th Vice President Judges Panel, Stds & Research	Dr. Al Decoteau	(603) 672-4568
Corresponding Secretary Membership Chairman	Lynda Bakula	(319) 332-6728
Recording Secretary	Denise Capazzi	(203) 464-6961
Treasurer	Miki Sparzak	(410) 288-5130
President Emeritus	William Parlee	(203) 528-1458

APPOINTED OFFICERS

Editor	Martha Wigmore 18913 Boston St. NW Elk River MN 55330	(612) 241-0071
Liaison Officer Club Delegates, Show Dates	Russell Armitage, Jr.	(203) 756-1753
Band Secretary	Denise Capazzi	(203) 464-6961
Promotions Officer	Jerry McCawley	(717) 859-3780
Points Chairman	Dr. Al Decoteau	(603) 672-4568
FINCHSHDP	Pat & Mary Krichten	(717) 632-8092
Census Chairman	Tom Rood	(217) 774-5265
Awards Director	Russell Armitage, Jr.	(203) 756-1753
Advertising Manager	Lynda Bakula	(319) 332-6728

REGIONAL VICE PRESIDENTS

Region 1 - Northeast	Kris Kroner	(215) 628-4143
Region 2 - Southeast	Dale Laird	(407) 657-7989
Region 3 - Mid-Central	Tom Rood	(217) 774-5265
Region 4 - Mid-West	Gene Miller	(405) 382-7066
Region 5 - Mountain	Julie Kern	(303) 753-6145
Region 6 - Pacific Coast	Cathy Knight	(510) 634-5068
Region 7 - Caribbean	Dwight Smith	(809) 840-6743

The NFSS Bulletin

Home Office

18913 Boston St. NW, Elk River, MN 55330-1155

Publisher

The National Finch and Softbill Society

Editor:

Martha Wigmore

Advertising and

Mailing Addresses:

Lynda Bakula

Editorial Policy/Disclaimer

The NFSS Bulletin is published bi-monthly by the National Finch and Softbill Society. The following deadlines apply to all aspects of the *Bulletin*: 2/01, 4/01, 6/01, 8/01, 10/01, 12/01. Next issue deadline is extended to 12/15/94.

NFSS members are encouraged to submit articles, drawings and photographs. NFSS reserves the right to edit and/or reject all editorial, photographic and advertising material submitted to *The NFSS Bulletin* for publication. Photographs, when submitted, shall become the sole property of NFSS and shall be subject to use in any and all NFSS programs.

Affiliated clubs have permission to reprint all articles unless marked "All Rights Reserved". "All Rights Reserved" articles must have the author's written permission and all "reprinted by permission of" articles require written permission from the originating source.

Opinions expressed in articles and published in the *Bulletin* do not necessarily reflect the opinions of the Editor, NFSS or its Board of Directors.

Advertisements in the *Bulletin* are not endorsed by NFSS unless stated otherwise. NFSS assumes no responsibility for advertisers' claims or the quality of their products or services.

Copyright © 1994. The National Finch and Softbill Society.

Deadline for the next issue is extended to December 15th.

In this issue:

Breeders in those parts of the country where the weather is "cooling down" (in Minnesota, that's an understatement!) are already planning and preparing for the upcoming breeding season. And even for those of us whose finch and softbill breeding doesn't really follow the seasons, our **Special Focus** this issue—*Fostering Young*—is timely and offers many important ideas.

And meet here several extraordinary **Softhills** (and their owners), as well as successful breeders of **Lavenders**. *Thank you to our contributors!*

Reflections on **showing pairs**, on **NFSS' past** and the **threatened future of aviculture**, as well as a proven **egg food** recipe, are included. *Thanks to our judges for their contributions!*

And to top it off we have reviews of a new **book** on finches and sparrows.

On the show circuit one hears of remarkable breeding successes this year. It's time once more to document our valuable contribution through the **NFSS Annual Census**. Please return the Census Form and **Special Election Ballot** included in the center of this issue.

The quality of this Society's publication is a tribute to **Mr. Jon Hoffman**, who is lovingly remembered in this issue by a friend.

Thank you for your support during 1994. May we continue to hear from you and your birds during 1995!





The NFSS Bulletin

Vol. 11, No. 6
November—December 1994

FEATURES

- | | | |
|----|--|-------------------------|
| 6 | In Remembrance of Jonathan Beryl Hoffman | <i>Linda S. Rubin</i> |
| 14 | Her Name is Benjamin . . . | <i>Jacky Eckman</i> |
| 14 | The Recipe Corner: Egg Food | <i>Chef Cecil Gunby</i> |
| 16 | The Showing of Finch Pairs | <i>Tom Rood</i> |
| 18 | The Persa Touraco | <i>Dale Laird</i> |
| 20 | FINCHSAVE 1993 Softbill Group Annual Reports | |
| 24 | No More Birds in Captivity | <i>Charles Anchor</i> |

SPECIAL FOCUS: *Rearing Young Through Fostering*

- | | | |
|----|--|--|
| 25 | Breeding Finches—Fostering | <i>Linda Oja</i> |
| 30 | Society Finches and Fostering | <i>Rose Gianferrara</i> |
| 32 | Reasons for Fostering | <i>Jose Aleman</i> |
| 36 | Ten Years With NFSS | <i>Steve Hoppin</i> |
| 38 | Breeding Lavender Waxbills | <i>Lainey Claffin</i> |
| 40 | Book Reviews: <i>Finches & Sparrows: An Identification Guide</i> | <i>Mark G. Churchill</i>
<i>Robert Hole Jr.</i> |

Center **Special Election Ballot / Reader Survey**
Center **1994 NFSS Census Form**

DEPARTMENTS

In This Issue	1
President's Message	4
NFSS News & Notes	10
When Does Your Membership Expire?	11
SALE!! Eric Peake "Diamond Firetails" Print	13
Flocking Together: Q & A's	34
Changing Your Address?	37
Classified Ads	43
<i>Bulletin</i> Advertising Rates	43
1995 NFSS Board Meeting Dates	50
FINCHSHOP—The NFSS Store	52
Membership Application	53
Leg Banding Procedure	54
Guide to NFSS Band Sizes	55
NFSS Band Order Form	56

DIRECTORIES

Board of Directors—Phone Numbers	<i>Inside Front Cover</i>
—Mailing Addresses	8
NFSS Panel of Judges	44
Show Dates	45
Affiliates, Delegates and Shows	46

Cover Credit:

1994 LOGO CONTEST WINNER
by Rose Gianferrara

This lovely drawing of nine finches and a softbill has been selected by the NFSS Board of Directors to represent the Society, and that it does, with a flair! *Congratulations, Rose!*



President's Message

By Steve Hoppin

At one time or another, many NFSS members, of various ages and living in different geographical areas of the country, have contributed much to our organization. They have stepped forward to give time and energy from their busy day-to-day lives to assist the Society. Yes, they have *voluntarily* offered to provide their services and become working team members of the Society.

We are very fortunate to have many talented participants within NFSS who are willing to share their knowledge about this hobby that they hold dear to them. Regardless of their job assignments within NFSS, they are the backbones of the organization and allow us to fulfill our goals of the Society—promoting

interest in finches and softbills, education, preservation and conservation.

Although their personal experience in the finch and softbill fancy may differ, one thing our volunteers have in common is a sound interest in supporting and promoting an organization they take pride in—the National Finch and Softbill Society.

Depending upon their daily routines, NFSS volunteers spend anywhere from a few hours a month to several hours *a week*, or more, and provide the Society with valuable services. Regardless of the quantity of time devoted, each functions importantly as part of the team. These NFSS members are a special breed and their accomplishments at times are quite remarkable!

*NFSS volunteers spend
anywhere from a few
hours a month to several
hours a week*

As published in recent *NFSS Bulletins*, two appointed positions within NFSS were becoming vacant at the close of

1994—Band Secretary and Liaison Officer/Awards Director. Experience is not a requirement for these positions; however NFSS desired to appoint responsible individuals having good communication and organizational skills.

It is my pleasure to announce the appointment of the following two individuals, who not only have the desire to fill these positions, but have a sincere interest in NFSS.

Eileen Laird (wife of Dale Laird, NFSS SE Regional Vice



"Oscar" — a Red Crested Touraco hand fed from two days old by NFSS President Steve Hoppin. For more on breeding touracos see page 18.

President) of Winter Park, Florida, has been appointed Band Secretary starting with the 1995 Band orders. Eileen is well known and respected in the Southeast region and has been active in both local and state-wide bird club activities for many years. In addition, she is an active NFSS promoter!

Ginny Allen of Opelika, Alabama has been appointed Liaison Officer/Awards Director effective January 1, 1995. Ginny is also well-known and respected in the Southeast region and has been instrumental in stimulating interest in the finch and softbill fancy within a major bird club in the Southeast region.

I would like to thank both of these individuals for volunteering their services and welcome them to the NFSS Board of Directors.

NFSS would like to continue to promote from within the membership

and strives to offer members the opportunity to participate and become more involved, especially as a working team member. As you will note in *The NFSS Bulletin*, various committees are always seeking individuals to assist in their efforts. Of course, appointed and elected positions on the Board of Directors occasionally become available. In addition, every two years elections of Officers take place.

Should you have the desire to contribute more to your hobby, take the initiative. Share your ideas, talents and energy.

HAPPY HOLIDAYS!

P.S. Don't forget...an NFSS membership would be a wonderful holiday gift to any finch and softbill fancier!

In Remembrance of JONATHAN BERYL HOFFMAN 1945-1994

by Linda S. Rubin
Chestnut Hill, Massachusetts

Jonathan Beryl Hoffman, a member of the Fancy for nearly twenty years, was lost to us on Tuesday, September 13, 1994, after long illness. Jon was known to many of us as a panel judge for both the Society of Parrot Breeders and Exhibitors, and the National Finch and Softbill Society, and to thousands as the writer of "Show Notes" for *Bird Talk* magazine. Yet, Jon's dedication and contributions extended beyond the confines of the Fancy.

I remember first meeting Jon during the mid-seventies when he hired me to consult for his pet shop, the Back Bay Aquarium, in Boston. His intense interest and devotion to avian species was obvious, and so when I organized the Boston Society for Aviculture the following year, it seemed only fitting that Jon became involved and was elected a founding officer. His fascination with shows led him to become our show chairman the following year, and I can remember his great joy when his Belgium Blue Peachface Love Bird took Best Parrot in Show. It was not

long before Jon was a regular member of the show circuit in New England, informally judging a variety of species at the invitation of numerous clubs, before he became certified with the national specialty organizations.

But the call of the stage and theatre was the other love in Jon's life, and he dedicated himself to many a season of summer stock, performing with the Cleveland Playhouse, and even secured a short role in a television movie. Using his Master of Fine Arts degree in theatre from Yale, it was off to the University of Indiana where he taught dramatics as an associate professor for several years. His love of teaching, and obvious pleasure in sharing his knowledge was freely given to all, whether to students of acting, or students of aviculture.

I can still vividly recall the occasions when Jon visited my basement aviary, and at my request, performed a short rendition of Shakespeare's plays, usually King Lear (which he played in summer stock), Othello, or Hamlet; his rich, resonant voice reverberating through the house, which oddly did not upset the birds in the adjacent rooms. After his move to Kentucky, that same talented voice was devoted to professional narration, recording books for the blind.

While Jon continued to keep birds, he also developed an interest in showing and breeding Egyptian Mau cats. One which did exceptionally well in exhibition, was sent to Japan; and two kittens, in legacy, were given to his nephews.

However, he never abandoned his interest in psittacines and passeriformes, and became involved as an officer in both specialty societies in which he served as a panel judge. His writing ability aided the SPBE in the original draft of the general show standard for exhibition parrots.

I knew Jon Hoffman as a man of conviction. I can remember such crusades as when Jon fought hard to be sure the canary divisions of our early shows had equally as many ribbons and trophies as the other divisions: to more vital issues as human rights and fair treatment of the handicapped or physically challenged. His last talk presented to the Caretenders of Louisville achieved such an effect that patient treatment was beneficially altered as a result.

Jon was never shy to speak his mind, and one always knew where one stood with Jon. Whether you agreed with his viewpoints or not, you had to admire his courage to speak his truth, and openly face criticism, which never appeared to worry him. And, equally so, he respected the rights of others to voice their views, and would freely, and good-naturedly, debate the logic of such viewpoints.

Perhaps one incident with far-reaching effects, was the crusade he led to change the show date of the

Kaytee Great American Bird Show who held their charter show on the Jewish high holy day of Yom Kippur (the equivalent of Easter). Through his printed column in *Bird Talk* which generated a multitude of letters, and personal conversations with executives at Kaytee, the show date was changed, resulting in the growing recognition that a number of individuals from the Jewish faith were involved in the Fancy, including pet owners, retailers, distributors, etc., and were interested in attending and participating in future Great Americans, not to mention other shows and events.

During the memorial service, the rabbi did something unusual and not commonly seen. He stepped down from the dais to join Jon's remaining family to speak, and: "stand not above, but with the mourners", out of close ties with the family, and an equal grieving for Jon's passing. He referred affectionately to Jon as a multi-faceted and talented man, who in many respects was "a rebel", always ready to champion a cause. I would like to share a short story Rabbi Grollman told during the service, which I believe described Jon's approach to life, and will be recognizable to those of us who grew to know him.

Rabbi Grollman began: Years ago when Jon was attending Sunday

He referred affectionately to Jon as a multi-faceted and talented man, who in many respects was "a rebel", always ready to champion a cause.

NFSS Board of Directors 1994-95

Stephen Hoppin

President

3836 Hidden Acres Circle
N. Fort Myers, FL 33903
(813) 997-NFSS
Phone & Fax

Position Open

**1st Vice President
Regional V.P.'s**

Martha Wigmore
**2nd Vice President
Publications/Education
Editor**

18913 Boston St. NW
Elk River, MN 55330
(612) 241-0071

Linda Oja

3rd Vice President

FINCHSAVE

268 Exeter Rd.
Newport News, VA
23602-7350
(804) 874-8581

Dr. Al Decoteau

4th Vice President

Judges Panel

**Standards & Research
Points Chairman**
P.O. Box 369
Groton, MA 01450
Phone (603) 672-4568
Fax (603) 672-3120

Lynda Bakula

**Membership Chairman
Advertising Manager
Corresponding Secretary**
P.O. Box 3232
Ballwin, MO 63022
(314) 394-3530

Janice Hawn

Census Chairman

Use *FINCHSAVE* address

Eileen Laird

Band Secretary

1166 Village Forest Place
Winter Park, FL 32792
(407) 657-7989

Denise Capazzi

Recording Secretary

976 Long Cove Rd.
Gales Ferry, CT 06335
(203) 464-6961

Marion (Miki) Spartzak

Treasurer

517 Old North Point Rd.
Baltimore, MD 21224
(410) 288-5130

Ginny Allen

Liaison Officer

Club Delegates

Show Dates

Awards Director

307 Brookwood Ct.
Opelika, AL 36801-3657
(205) 749-7168

Jerry McCawley

Promotions Officer

506 Candlewyck Rd.
Lancaster, PA 17601
(717) 560-7978

Pat and Mary Krichten

FINCHSHOP

419 Third St.

Hanover, PA 17331
(717) 632-8092

William Parlee

President Emeritus

P.O. Box 380607
E. Hartford, CT 06138
(203) 569-0200

Kris Kroner

Regional Vice President

Region 1 - Northeast

433 Houston Rd.
Ambler, PA 19002
(215) 628-4143

Dale Laird

Regional Vice President

Region 2 - Southeast

1166 Village Forest Place
Winter Park, FL 32792
(407) 657-7989

Tom Rood

Regional Vice President

**Region 3 - Mid-Central
and Foreign**

313 N. Broadway
Shelbyville, IL 62565
(217) 774-5265

Gene Miller

Regional Vice President

Region 4 - Mid-West

Rt. #3 Box 144Z
Seminole, OK 74868
(405) 382-7066

Julie Kern

Regional Vice President

Region 5 - Mountain

2749 S. Lafayette Circle
Denver, CO 80210
(303) 753-6145

Cathy Knight

Regional Vice President

Region 6 - Pacific Coast

P.O. Box 188
Byron, CA 94514
(510) 634-5068

Dwight Smith

Regional Vice President

Region 7 - Caribbean

AG #64 Valle Real
Ponce, Puerto Rico 00731
(809) 840-6743

school, one of the lessons covered was on the separation between church and state. Jon had asked why then, was it required to say: "one nation, under God", during the Pledge of Allegiance? The next day, Rabbi Grollman received a phone call from the principal's office, stating that Jon had refused to say the Pledge of Allegiance! When Jon was questioned, he held doggedly to the point that in this country, there was, and is, separation between church and state, and so he would not speak about God, when making the pledge to his country. Rabbi Grollman then said. "well, Jon, there's such a thing as flexibility" - but Jon stuck to his point, firmly rooted in his conviction, and nothing could change his mind.

And so, through the course of his life, Jon had campaigned, defended, debated, and held fast, to the ideals he believed in, and to the causes he championed for others. And, many times, the world was a better place, for his having done so.

Truly, Jon Hoffman was a many-faceted individual, quick to laugh, with a great guffaw and

equally quick wit. He was also intensely passionate, completely devoted, and a staunch supporter of the underdog. He was: rebel, actor, writer, artist, teacher, professor, show judge, fancier, and not least of all, friend, to many. Jon, our friend, you will be missed...

Jon Hoffman was the beloved son of the late Martin and Sylvia (Seevak) Hoffman of Belmont, MA. He is survived by his brother Stephen Hoffman and his wife Ellen, sister Leah Rochbert and her husband Motti of Lexington, and three nephews: Ori, Gil, and Elan Rochbert. Remembrances may be made to the Martin and Sylvia Seevak Hoffman Fellowship, Harvard Medical School, 25 Shattuck Street, Boston, MA 02115; or to the AIDS Action Committee, 131 Clarendon Street, Boston, MA 2116.

Ironically, having passed away so close to the Yom Kippur holiday, memorial observance at the home of his brother Stephen was moved forward a few days. Knowing Jon, I think he would have approved.





National Finch And
Softbill Society's

FINCHSAVE

"the successful breeding program serving as a model for others to follow!"

FOR INFORMATION
CONTACT

Linda Oja
FINCHSAVE Director
268 Exeter Road
Newport News, VA 23602
(804) 874-8581

*Give Something Back to
Aviculture!*

NFSS News & Notes

Compiled from NFSS Directors

Binns Misses His Overseas Trip

Brian Binns, of Manchester, England, panel judge of NFSS and the Zebra Finch Society in Great Britain, missed his annual trip to the states this year, and fanciers in the Chicago area missed an opportunity to meet this special individual, due to illness. NFSS wishes our dear friend well!

New Logo for NFSS!

Rose Gianferrera of Bonita Springs, Florida submitted the winning entry in the logo contest (*see front cover*). You can look forward to finding this design on all the NFSS goodies! *Congratulations, Rose!*

A special thank you to each of our twelve entrants in the logo contest! Forty logo ideas were entered, and in upcoming issues of the *Bulletin* you will see many of these fine designs.

Recent Happenings —

Minutes from the 3rd quarter NFSS Board and General meetings, held at the Great American 8rd

Show will be included in the next issue of the *Bulletin*. But here's some news you'll want to know:

Dues increase—For the first time since its inception, membership dues will increase **effective January 1st, 1995** to: *Single* \$20.00; *Dual* \$25.00; *Junior* \$12.50; *Canadian* add \$5.00 to the above rates; *Foreign* add \$10.00 to the above rates; *First Class Mailing* add \$5.00 to the above rates. The new rates will provide enough funds to continue NFSS' current activities, including *The NFSS Bulletin*, as well as allow the organization to initiate new projects for the membership.

Renew early - Pay 1994 rates for your 1995 renewal if you renew prior to 1/01/95! And recruit the most fanciers into the membership of NFSS before 12/31/94 and be eligible for a special gift. Write your name on each application you share.

Board of Directors changes - As announced last issue, Eileen Laird of Winter Park, Florida is the NFSS Band Secretary beginning with 1995 hand orders (*see 1995 band order form this issue*). Denise Capazzi will continue to serve as Recording Secretary. 1995 bands will not be shipped until the end of December.

Ginny Allen of Opelika, Alabama is the NFSS Liaison Officer and Awards Director beginning with 1995, replacing the "retiring" (he wishes!) Russ Armitage.

Jan Hawn of Manassas, Virginia will take over the NFSS Census from Tom Rood, effective with 1995. *Thank you, each and every one!*

When is Your NFSS Membership Due for Renewal?

How to Read Your Mailing Label:

Your mailing label shows the issue through which your membership is paid (i.e. **Expire: 11/01/94**). If you have not paid by the time of the mailing of this issue you will see highlighted the sad tidings: **LAST ISSUE. RENEW TODAY!**

Election underway - Included in the center of this issue is a ballot to elect a First Vice President to fill the vacancy due to the passing of Jon Hoffman. Given the high caliber of the candidate(s), we are unlikely to experience *much* negative campaigning. Please return your ballots prior to January 25, 1995.

Other rates - Display advertising remains a bargain in the *Bulletin*, but NFSS rates have increased effective with the January/February 1995 issue (*see page 43*). Classified ads are still only 15¢ per word per issue, and free to FINCHSAVE participants — effective and efficient advertising for you! **Back issues of the *Bulletin*** are great references. Effective with orders received after 1/01/95 copies of any 1994 or later issue cost \$4.00/issue; all earlier issues cost \$3.00/issue.

Returned Check Fee - Effective immediately, there will be a \$10.00 service charge from NFSS for receipt of any "bad check". If the check and fee are not paid, membership will be suspended.

**Eric Peake's "Diamond Firetails"
Print on sale now!**

Through January 31st, 1995, this limited edition print, signed by internationally renowned artist Eric Peake and available only through the NFSS FINCHSHOP, will be on sale for only \$35.00! *See opposite page.*

1995 NFSS Census

To be included in the annual 1995 Census of finches and softbills, please complete and return, prior to March 31st, 1995, the Census form inserted in this issue beneath the Ballo! *(More details are on the form.)*

Breeder Recognition Within NFSS

At GABS this year, a committee was formed to develop a NFSS Breeder Recognition Program. The group of chairman Jerry McCawley, Miki Spazak and Lynda Bakula would like to hear from you.

Supporting the National

The following individuals contributed to awards for the Finch and Softbill Division at NFSS' National Show (at NCBS) this year: Miki Spazak, Phillippe Bonilla, Gene and June Miller, Steve Hoppin, Dennis Burlans, Charlie Anchor, Lynda Bakula, Denise and Phil Barth, Tom Rood, Martha Wigmore. *Thanks for your generous support!*

Show Secretaries—Reminder

Show secretaries and NFSS Panel Judges completing the NFSS Show Report this year are requested to provide a *complete* description of the top ten birds, including the color mutation when applicable.

Reminder to Affiliated Clubs

NFSS Panel Judge Chairman Dr. Al Decoteau asks that affiliated clubs always use the latest list of Panel Judges. This list will change from time to time: new judges are added, and, occasionally, a judge is removed from the list.

Clubs should be aware that if a judge who has been removed from the NFSS Judges Panel is hired to judge finches and softbills, no points can be awarded for that show.

Can We Help You Write It?

If you have an idea for an article but would appreciate a kick in the... er., some assistance of any kind getting it on paper, please just contact the Editor.

The Feather Falls Out—Corrections

The Capital Area Avicultural Society was overlooked this year as an NFSS affiliate. *We appreciate and recognize your support!*

Apologies for the mighty bright pink paper in our Special Section last issue. It was hard to read off of. I'm going to stop 'In the Next Issue' blurbs - but you'll see it all in upcoming issues!

A Holiday Note

A special thank you to all our readers, and for those scribbled 'thank you' notes, and especially for the veritable flood of articles from our contributors. The fruit is so lovely!

But now, remember, "Och, come awa' in! There's *always* room for one more!"

Best wishes to you all! May your perches be full!

Martha





Internationally Known Artist Eric Peake's

DIAMOND FIRETAILS Lithograph

A Limited Edition Print Signed By the Artist

Available exclusively through NFSS' FINCHSHOP

HOLIDAY SPECIAL SALE \$35.00

Regular price \$50.00. Sale price good through 1/31/95.

Print Size 13" x 18"

The Perfect Gift for Your Favorite Aviculturist!

THE prize-winning Starling Her name is Benjamin...

by Jacky Eckman
Baltimore, Maryland

...but she was called *Gutterbird* by all others. She is now banned from Iowa, or so say the other exhibitors!

Benjamin, a common Starling walked away from the Great American Bird Show in Des Moines, Iowa—for the second year in a row—with the Best in Show award of \$1,000! I found her in 1993 on the sidewalk at my home. She had fallen out of her gutter nest, and looked no bigger than a piece of old chewed-up bubble gum. One week later all the other nest mates were killed when our neighbor's house caught fire.


Luckily we had only smoke and water damage to our side.

When I found Benjamin I did not know the first thing about raising softbills. But she was raised with a parrotlet baby and fed hookbill hand-feeding formula and mealworms.

Today her food consists of one bowl of insectivore powder, one bowl of scenic tropical bits swimming with mealworms, one cup of eggfood, one bowl of fruits, veggies, rice, etc., one cup of soaked dog kibbles and one huge bowl of water to bathe in. Her favorite foods are waxworms and blueberries.

Benjamin resides with a starling raised this year. They live in a Safe-guard cage together and listen to hard rock all day long. They both will eat out of your hands and love to tug at my hair.

Editor's (GABS Judge's) Note: If you get a chance, see this extraordinary bird. You will never forget its presence.



The RECIPE CORNER

Today's Dish: Egg Food

Prepared by Chef Cecil Gunby
of Sharpsburg, Georgia

Ingredients (for large quantity):

- 1 kilo box dried Quiko or Cede
- 1 dozen hard-boiled eggs with shell
- 1 bunch brocolli
- 1 lb. bag carrots
- 1 tsp. multi-vitamin (such as Quiko or Nekton S)
- 1/4 tsp. vitamin E powder

Grate separately the eggs, brocolli and carrot in food processor, then mix well all ingredients.



Benjamin, the extraordinary show-winning Common Starling
Rearred and owned by Jacky and Jimmy Eckman, Baltimore, Maryland
(Photo furnished by J. Eckman)

The Showing of Finch Pairs

by Tom Road
Shelbyville, Illinois

With 1994 as the 10th Anniversary year of the National Finch and Softbill Society, I have enjoyed reading the various articles in our *Bulletin* on how the club has changed and progressed over the past decade. For those NFSS members who also exhibit their birds, I think you will agree that the quality of our shows and the quality of our birds have also progressed since the formation of this organization. Experiencing this progress is what makes the challenge of breeding and exhibiting finches an enjoyable hobby.

When it comes to exhibiting our finches, I think the Pairs Section is one of the toughest and most challenging sections to exhibit in. Those who know me well also know that the Pairs Section is my favorite. I wish that more exhibitors would enter a few pairs at some of their favorite shows.

With the quality of finches being exhibited today, it is tough enough being successful on the show bench with a single bird, much less showing two birds in the same cage. In

the exhibition of finch pairs, there is a lot more to it than just putting two birds of the same species in a show-cage. In this article, I would like to cover a few aspects of exhibiting pairs, provided you keep in mind that these are my own thoughts and views. Please accept or reject them as you see it.

As far as I know, I do not think there are any actual guidelines or "rules" laid down for the exhibition of pairs. To date, none of our show

standards cover the exhibition of pairs. Most of us who show pairs have learned from experience and of course, from making mistakes. At times we see "mismatched" pairs on the show bench, and very often we hear a judge comment that one partner of the pair would have been bet-

ter off shown as a single entry. I think a word we should incorporate into our pairs "vocabulary" is the word matched. A matched pair should mean more than just two birds of the same species. A matched pair should also mean matched in color, size, conformation, and condition. This is not quite as easy as it sounds. Putting a matched pair of finches on the show bench as a quality exhibit takes work.

The issue of color has come up at several shows and in many discussions. For example, a normal male Zebra and a normal hen Zebra would

*A matched pair
should mean more
than just two birds
of the same species;
should mean
matched in color,
size, conformation,
and condition.*

make a good exhibition pair of finches. We have discussed at several shows that a normal and a chestnut flanked white or a normal and fawn are acceptable Zebra matings; therefore, *should they be acceptable as an exhibition pair?* Of course, this could also include many other acceptable cross-color matings within the world of finch breeding (Goulds, Societies, Shafttails, etc.). My feeling is that, for exhibition purposes, a matched pair should be two birds of the same color mutation (two normal Zebras, two fawn and white Societies, two black headed Goulds, two fawn Shafttails, etc.). Quite honestly, in the past 10 years, I have not seen that many pairs exhibited where two different color mutations are shown in one show cage. When it does happen, this would allow for some good discussion between the judge and the gallery.

Keep in mind that in some finch species, the male is brighter and more colorful than the hen (Goulds, Stars, Violet-ears, etc.). Of course, species of this sort would not be penalized as being *mis-matched* when exhibited in pairs. As previously stated, my preference is for two birds of the same color mutation to be exhibited as a matched pair.

Type, size, and condition are also very important in showing a quality pair of finches. Both members of the pair should be comparable in size and type. Unless both birds are mirror images of each other, it would be better to exhibit them as single entries. The same

bold true for the conditioning of both birds. A broken tail or flight feather or a few pin feathers on one partner could pull down the chances of the whole exhibit. Always keep in mind that the judge is evaluating the pair, not the better of the two birds. I

*Always keep in mind
that the judge is
evaluating the pair,
not the better of the
two birds.*

think Cecil Gunby put it best last year at the Missouri Cage Bird Association show when he told the gallery that when showing pairs, "the pair should act like a pair". That is to say, they should recognize each other and react to each other in the show cage rather than fight with each other or act afraid of each other. In such species as Zebras, Shafttails, and Societies (along with many others), the males usually display to the hens with their mating call and mating dance. This is when the exhibition of a quality pair of finches can truly be appreciated.

I would like to encourage more NFSS members to show a pair or two of finches in the coming show season. Be prepared to put in some time and patience when selecting your exhibition pairs. Also be prepared to feel a sense of pride should one of your pairs end up on the Top Bench.

Breeding softbills— The Persa Touraco

by Dale Laird
Winter Park, Florida

In the spring of 1991 Eileen and I bought a female Persa Touraco. We thought finding a mate would be an easy chore but did not have any success until about eight months later, right in our own back yard. A local club member had a single male we were able to obtain on a breeding loan. We thought this was going to be easy. After all, the books said they were an easy species to breed. We had eight infertile clutches in a row before the first baby hatched.

We have been successful using an old grape crate from the local super market as the nest. We just fill it about half full of straw and hang it from the roof of the flight. Having hand-fed over 25 hookbills we decided to pull the babies at three weeks for hand-feeding. Big mistake. By this time they were almost weaned! They were still very sweet and are excellent pets but it taught us to pull the babies as soon as they hatch.

We pull the babies at one or two days now. They are born with their eyes open and fully aware of what is going on around them. It is very important to give them something to grasp as they have a tendency to get

spraddle-legged if raised on a smooth surface. We have used both pine chips and chopped straw. We keep them in an incubator for the first three weeks then place them in a medium-size parrot cage until about six weeks old. Then we place them in a 4' x 3' x 3' wire cage until grown.

Feeding has been much easier for us since we started feeding

Kaytee Exact Mynah pellets and Zupreem along with a wide variety of fruit. From day two we feed soaked pellets for the first week. They open an amazingly large mouth and wait for you to stuff it in. After the first week

we start feeding soaked Zupreem pellets and small amounts of fruit along with the pellets. By four weeks they are starting to eat on their own, although we continue to provide supplemental hand-feeding for two more weeks.

Eileen and I have raised seven hand-fed Persa Touracos this past year after the first eight infertile clutches. Now we have to take the nest away to keep them from having more than two clutches a year. Every baby is just as sweet as the first and make outstanding companion birds.

*Eileen and I
have raised
seven hand-fed
Persa Touracos*






Dale and Eileen Laird's Persa Touraco chicks

Above—Two days old (May 1, 1994)

Below—Ten weeks old (July 8, 1994)

(Photos by Dale and Eileen Laird)



FINCHSAVE REPORTS—1993:**SOFTBILL GROUP Annual
Breeding Report Results**

Reports for FINCHSAVE groups will be published periodically.

**Dumont's Mynah**

Reports received—1	Total # of birds raised—4
<p>Breeding setups—5' x 3' x 2 1/2' cage with 12" x 12" x 24" nest box hung on the outside. Artificial greens hung in the cage offered the privacy necessary for these birds to nest.</p>	
<p>Special foods— fresh fruit and vegetables diced small Wayne dry dog food soaked in water until soft</p>	<p>mashed hard boiled egg mixed with soy protein powder and Prime bird vitamins 5 or 6 mealworms per bird per day</p>
<p>Significant problems—The cock was found dead while the second brood was still in the nest, but the hen continued on to raise and fledge them successfully. One of the stock of birds died in an accident. Three others succumbed to Hemochromatosis (Iron storage disease).</p>	

Laughing Kookaburra

Reports received—1	Total # of birds raised—3
<p>Breeding setups—One pair per 10' x 3' x 3' flight.</p>	
<p>Special foods— frozen mice steamed beef heart ground turkey scrambled egg dry cottage cheese</p>	<p>game bird starter dustings of egg shell Nekton S and MSA some king mealworms butterworms feeder goldfish</p>
<p>Significant problems—Only four fertile eggs out of eight. Eggs were incubated in an incubator and chicks were handfed. No method of sexing yet available.</p>	

Persa's Touraco

Reports received—1	Total # of birds raised—4
Breeding setups —One pair per 8' x 4' x 4' flight outdoors (FL). A grape crate filled with straw was used for a nest. Chicks were handfed. Nearly on their own at six weeks.	
Special foods — bananas grapes fruit cocktail tropical fruit mix diced apples	chopped spinach Vionate spirulina soaked Zupreem mynah pellets
Significant problems —Eight infertile clutches in a row before the first chick.	

Lilac-breasted Roller

Reports received—1	Total # of birds raised—4
Breeding setups —4' x 2' x 2' cage. Two nest boxes attached at each end. Chicks were hand-raised.	
Special foods — meat mix soaked Science Diet Growth dog food	pinkie mice butterworms They eat small amounts of fruit and sprouts.
Significant problems —The birds didn't breed until they were moved from the kitchen to the seclusion of the birdroom.	

Rothchild's Mynah

Reports received—1	Total # of birds raised—0
Special foods — rice beans corn soaked dog food	fresh fruits and vegetables mealworms live fish pinkies bugs

Silver-eared Mesia

Reports received—2	Total # of birds raised—0
<p>Breeding setups—<i>Breeder #1</i>: One pair along with four other unsexed birds of the same species in a flight. <i>Breeder #2</i>: One pair in a 12' x 4' aviary. One pair in a 12' x 12' birdroom.</p>	
<p>Special foods—<i>Breeder #1</i>: meat mix mockingbird food Roudybush crumbles (breeder) fresh fruit daily some small butterworms</p>	<p><i>Breeder #2</i>: fresh fruit and vegetables daily Mynah pellets L & M Canary, Finch & Softbill Plus peanut butter eggfood (hardboiled egg & vitamins) mealworms and waxworms</p>

Significant problems—Two chicks were lost presumably due to contamination upon fledging due to the quail sharing the aviary. Quail have since been sold. Also, this was a new pair that waited until fall to breed. Cocoa fiber used exclusively for nesting material.

Zosterops

Reports received—1	Total # of birds raised—0
<p>Breeding setups—Four birds were housed in an 8' x 4' H x 3' cage in the house. Two eggs were found on the floor of the cage soon after the two cocks became quarrelsome. The birds have since been moved to a 12' x 12' birdroom/aviary.</p>	
<p>Special foods—<i>Free choice</i>: fresh fruits and vegetables daily L & M Canary, Finch and Softbill Plus mynah pellets peanut butter</p>	<p><i>Several times a week</i>: eggfood mealworms sunbird nectar waxworms</p>

Von Der Decken Hornbill

Reports received—1	Total # of birds raised—0
Breeding setups— Nesting activity but no eggs so far.	
Special foods— meat mix fruit worms	

Pekin Robin

Reports received—2	Total # of birds raised—0
Breeding setups— <i>Breeder #1:</i> Set up one pair per cage. <i>Breeder #2:</i> Set up the birds in a 4' x 2' x 2' cage.	
Special foods— <i>Breeder #1:</i> meat mix mockingbird food Roudybush crumbles (breeder) fresh fruit daily some small butterworms	<i>Breeder #2:</i> fresh fruit and vegetables daily seed Nekton vitamins

Indian Hill Mynah

Reports received—1	Total # of birds raised—0
Special foods— rice beans corn soaked dog food	fresh fruits and vegetables mealworms live fish pinkies bugs

Letter to the editor

No More Birds in Captivity

*by Charles Anchor
Addison, Illinois*

Harsh words that will never happen? "BULL" The laws that have been passed virtually ban any imports of cage birds. The laws that forced the quarantine stations upon us are asinine enough.

It was amazing how the Newcastle outbreak occurred in the commercial chicken flocks just as the price of chickens and eggs hit an all-time low. The importation of birds from foreign lands was the published culprit. Nobody ever explained how the disease traveled from our flocks to a chicken farm. It is not an air-borne disease.

All infected birds and buildings were destroyed and the owners paid top dollar. OUR TAX DOLLARS. Some top government officials were chicken farmers then, but that's another story.

We banded together then and forced the government to let us import. Although, the birds must be put through quarantine which is quite stressful. Also, as a little realized fact, which us dummies pay for, we have another government department. It will never be dissolved.

The persons that put through these new restrictions somehow fantasize that this will preserve the bird population in the wild. Without

habitat there can be no birds. We all have seen what is happening to wilderness. If habitat ever returns, the birds being raised in captivity could repopulate the wild. This we have to convince our lawmakers.

Our enemies, and they are our enemy, believe that no bird should be caged. They are very well organized. These people pushed these laws through. They are not stopping. We will be attacked state by state as well as nationally. This will also affect canary and budgies. WE had better start working together and get some lobbyists working for us.

Look at the birds that are excluded from the new strict import ban. Except for one, these birds have commercial value and had lobbyists working for them, and they beat our enemy.

We don't have the money that the commercial interests have. Don't forget the unions were possibly also involved. As I said, divided we don't have the money this will take, but together we can get it done.

There is a organization in place—the American Federation of Aviculture (A.F.A.), so we have a start and they have the experience. Some people may blame them because not enough was done. Remember, we did not back them. Hell, we did not even talk to them.

People, let's join the A.F.A. Let's demand results, let's pay attention to the way things are done. Let's see that our money is spent working for our interests.



SPECIAL FOCUS: *Fostering*

Breeding finches—fostering

by *Linda Oja*
Newport News, Virginia

There comes a time in many a finch breeder's life when a pair of birds will be obtained which will not

their egg production beyond normal limits.

Fostering occurs naturally with certain species such as the Whydahs and Cuckoos who parasitize the nest of other birds. The chicks are successfully reared because the eggs and



Adult and newly fledged Society Finches bred by Sandra Gregorich-Peterson, Minneapolis, Minnesota (Photo by Sandra Gregorich-Peterson)

incubate eggs or raise the young to fledging. Usually the birds are quite costly and/or difficult to obtain and in some cases wild caught. Fostering the eggs under other birds may be the only solution. It may also be wise to foster the first few clutches of a new pair of birds, especially if they turn out to be poor parents or if one bird dies you will still have the offspring. I do not believe in fostering just to increase production. One risks abusing the hens by prolonging

chicks of these birds closely resemble that of the host species. Whydah chicks are raised along with the host bird's chicks. In order to raise Whydahs and Combassous, the aviculturist would have to foster their eggs to host species of Waxbills, Fire finches and Pytilias.

Society and Zebra finches are most often used as foster parents. This is probably because they are so frequently and successfully bred and will easily raise their young in

captivity. Rate of success is higher when eggs are fostered rather than chicks. I have occasionally been successful at fostering chicks under both Societies and Zebras in emergency situations. I recently spoke with a breeder that has a cage of Societies who will feed chicks but will not incubate eggs. The trick is to know what your birds are capable of and use this to your advantage.

Fostering eggs

To successfully foster eggs the foster parents have to have a clutch of eggs in the same stage of development as those being switched. Two male Societies may be encouraged to begin sitting by placing dummy eggs in the nest, one each day. When the birds are sitting tight, the dummy eggs can be replaced with real eggs. This also works for true pairs. Do not leave any of the foster parent's eggs in the nest with the fostered eggs. In doing this you may run the risk of the foster parents neglecting the fostered chicks in favor of their own.


It is best to handle the eggs with a spoon to avoid getting your natural skin oils on the eggs. I do not try to

clean eggs unless they are heavily soiled. Water can block the egg pores and may allow bacteria to enter the egg. If you wash the eggs, use a solution of two drops of chlorine bleach per tablespoon of water. It is best to handle the eggs as little as possible. You can store eggs at room

Suggested Fosterings

<u>Foster Parents</u>	<u>Fostering Species</u>
Society Finch	Australians, Mannikins, Waxbills, Cutthroat
Zebra Finch	Australians, Waxbills, Cutthroat
Firefinch	Violet-eared waxbill
Silverbill	Waxbills, Firefinch
Canary	Goldfinch, Siskin, Graan Singar
Malba Finch	Paradisa Whydah
Purple Granadiar	Fischer's Whydah
Red-eared Waxbill	Pintailed Whydah

temperature for approximately one week (as long as incubation has not been initiated). It is recommended that the stored eggs be turned daily. Fertility may be determined after the eggs have been incubated approximately 4-5 days. When candled, or held up to a strong light source, the red embryo or tiny red blood vessels will be visible in the egg.



The Society Finch
—a foster parent of
the finch world

Incubation

In some cases, incubation habits need to be studied to improve hatching success. Societies are known to sit tightly on their clutch of eggs thus keeping the eggs at a constant, warm temperature. If one closely observes other species that successfully raise their own, you may find that they do not incubate the eggs in the same manner. Incubation temperature requirements may vary according to species. If you have a low hatch rate with fertile fostered eggs, you may have better success by keeping the eggs under the original parents as long as possible. Of course this will not work if the parents refuse to incubate or destroy the eggs.

Choosing the fostering species

Chances for success may be increased for certain species if you can foster under birds of the same

species. If this is not possible then try to use related species of birds of similar origin, *i.e.*, Waxbills, Australian. Some species, for instance Gouldians, will only accept chicks of their own kind. Societies, on the other hand have been known to accept chicks of various species. You have to experiment with your particular Societies to see which species they will foster. Some readers have reported that their Societies will not feed Owl finch, Cutthroat, or Cordon bleu chicks while others report success with these same species. Some Societies are just better at fostering than others. If you have Societies that successfully raise a difficult-to-foster species such as Cordon bleus, it is recommended that you only allow them to raise that species.

I have often heard of one species of Waxbill taking over the nest of another species and successfully raising the chicks. This often occurs in community aviaries. Others have reported pairs of Cordon bleus and

even Owl finches that have successfully and consistently raised young of other species.

Begging characteristics

Another important factor to consider in fostering is begging posture of the chicks. Nestlings of the



Estrildid begging posture

Estrildidae species beg with the head twisted in a downward position. The foster parents must recognize this begging posture to respond and feed the chicks. Societies are familiar with this posture. Finches of the *Fringillidae*, *Ploceidae* and *Emberizidae* families beg in a different manner and may not be successfully fostered under Societies. For example, Siskins, Cuban melodious, Jacarinis. Green Singers and Goldfinches beg with their heads and necks up straight as do canaries and some of these may be fostered under canaries.

Failure to foster

Appearance of the chicks may cause rejection. Cutthroat and Cordon bleus are two most often

mentioned species that are likely to be rejected by Societies. These chicks as well as other waxbills are dark-skinned (some fuzzy as well) and their begging patterns vary somewhat from that of Society chicks. The Society chicks are light-skinned and smooth when first hatched. Jayne Yantz has observed that the female of her fostering pairs usually determines whether the chicks will be accepted. In addition, the female should be calm enough to accept nest disturbances caused by switching eggs and checking on hatchlings.



Canary begging posture

A sudden change of diet may also cause Societies to refuse to feed foster chicks. If you are fostering chicks that require a high protein diet with no hard seed, waxbills for instance, familiarize your Societies with their new diet before using them as foster parents. All of my Societies recognize egg food as a rearing food. Some have even learned to eat mealworms by observing other birds in the aviary. It may take more

time to get them used to eating sprouted seed, soaked seed, or crumbles in place of hard seed. Occasionally fostered chicks require supplemental handfeeding as the foster parents will not feed enough. Some birds including some Societies just don't adapt well and don't make good parents.

Timing can be very important in fostering. I once attempted to foster newly hatched Owl finch chicks to Societies who had only been incubating one week. The Society eggs were removed and the chicks were placed in the nest but the Societies would not accept them. This same pair successfully raised other Owl finch chicks when the eggs were switched at the proper time.

Imprinting

Fostered chicks need to be placed back with their own species as soon as they are weaned (by maximum of 45 days from hatching) to minimize imprinting. If the chicks become imprinted on their foster species, they will have difficulty relating to birds of their own species and may be hard to breed. This became evident with a Society I fostered under Zebra finches. Although he maintained his Society song he seemed to only be attracted to female Zebra finches. In another instance a Zebra finch raised by Societies sang like a Society finch.

When trying to breed first generation fostered birds it's best not to have Societies within sight or sound. Remember it is desirable to preserve

the characteristics of the fostered species. The primary goal is to produce birds of that species which breed successfully in captivity.

Breeding set up

When using Societies as foster parents it is preferable to set them up in individual breeding cages as they do not tend to breed or raise young well in a colony breeding situation or community flight. Hinged-top wooden nest boxes mounted on the outside of the cage allow easy access for exchanging eggs and checking on the chicks. My Zebra finches, however, successfully raised several clutches of Gouldians in my outdoor community flight situation. Laura Barwick (N.C.) reported that in her community flight, she observed Zebra finches raising Cutthroat chicks successfully. Find what works in your situation and stick with it.

A lot of valuable information was obtained from breeders who shared bits of information on the happenings in their aviaries. I thank them for sharing their experiences and encourage others to do so as well.

References

1. Baptista, Luis F., "The Biology & Husbandry of Whydahs & Combsous", *The afa Watchbird*. 1992, 19(1): 40-45.
2. Black, Robert G., "Handling Finch Eggs". *American Cage Bird Magazine*. 1984, 56(4): 14-15.

Continued on page 30 . . .

Society Finches and Fostering

by Rose Gianferrara
Bonita Springs, Florida

In this day and age, with all the restrictions coming our way, we need all the help we can get.

Fostering is not unusual or difficult. I have been using Society finches as foster parents for the past twenty years. I do let most of my finches raise their own young, and I find a lot of pleasure and enjoyment sitting in my outside aviary and watching the parents feeding and flying with their babies. However, there are times when the birds will not sit on their eggs or feed their young and there are times I would like to increase my numbers. So, I just put the eggs or babies under a pair of Societies. Most of the time they are very willing to accept whatever I give them, even if they're not already sitting on eggs. They are faithful parents.

I keep two or three Societies in a small breeding cage, with a large wicker nest or a 5"x5"x5" wooden

box and cut-up and shredded burlap. The males will do all the building. In many cases I have used three males to a cage and they just love when I give them eggs. They will in most cases sit for over twenty days. This gives us a chance to use them again if the first set of eggs are no good. These little finches are worth their weight in gold!

One thing myself and other breeders have learned is that Societies will not feed canaries or any

finch that feeds like a canary, as those babies spring their head straight up instead of down and to the side. The resemblance of the foster babies to the Societies own young is very important. Mine will raise my Red-headed Parrot finches, Owls, Gouldians, Gold-breasted, Blue Caps, Fires, Stars, Shaft-tails and at the time of this writing, they

*Mine will raise my
Red-headed Parrot
finches, Owls,
Gouldians, Gold-
breasted, Blue Caps,
Fires, Stars, Shaft-
tails and at the time
of this writing, they
are feeding three
baby Pin-tail
Nonpareils.*

are feeding three baby Pin-tail Nonpareils.

Keep records. You must know what pair is doing what. Let's not forget to NFSS close-band our birds. I also use open color plastic bands to help me identify my family lines.

I use a teaspoon to transfer my eggs. I do not feed egg mixture during incubation. About the tenth day I start feeding egg food again. When the babies hatch the parents receive it

in the morning, greens at noon and more egg mixture around three. By the time night comes around my young are filled with food.

I receive a lot of calls from breeders who find dead babies in the nest. There can be many reasons for this, and it can be frustrating. It could be contaminated water or food, bacteria, fungus, non-feeding parents, dietary deficiency, mites or whatever... Here in Florida with our heat and high humidity I always look for signs of mites. These blood sucking

*Here in Florida
with our heat and
high humidity I al-
ways look for
signs of mites.*

pests hide by day but venture out at night

to feed on our young ones. This blood loss will give the nestling that anemic coloring. Most people will blame the parents for not feeding and say that they do not have mites. We all have mites—it's a matter of keeping them under control.

We have an electric fogger and fog our bird rooms about once a month with Biological Bird Cage Spray which contains Pyrethrins, and I dust my nest with Buhach mite powder which is 0.9% Pyrethrins, made from the Pyrethrum flowers and is environmentally safe. We do our spraying as the sun is setting, as most mites will come out about that time. We concentrate mostly on cracks and crevices and make a light mist in the air.

We leave our young with their foster parents until they are cracking seed and are not begging for food any longer. Most babies are on their own between forty and forty five days.

These are some of the things that work for me. If you are having success please do not change what you're doing. There aren't many short cuts. Give your finches the best diet, a clean environment, space, baths and Love!

I wish you all the best of breeding, keeping and enjoyment.

Oja on fostering, continued . . .

3. Black, Robert G., **Society Finches as Foster Parents**. 2nd edition, 1987.
4. Koontz, Hal. "Foster Raising Australian Finches", **The NFS Bulletin**. 1987 4(2): 18-21.
5. Leli, Ubaldo, "The Gouldian Finch: aviculture and reproduction". **The afa Watchbird**, 1992. 19(1): 40-45.
6. Newman, Maureen. "Purple Grenadier". **The afa Watchbird**. 1992, 19(1): 7-12.
7. Yantz, Jayne. "Saving Abandoned Nestlings". **American Cage Bird Magazine**, 1990, 62(11): 12-15.

◆

This article was previously printed in Virginia Finch Forum. Peninsula Cage Bird Society. Newport News, VA. July 1992 and is reprinted here with their kind permission.

Reasons for Fostering

by Jose Aleman
Orlando, Florida

I have found that "Fostering" is one of those topics like "Capital punishment", "Abortion", "Homosexuality" and others which create a lot of controversy and one in which people always take sides. Either they are for it or they are completely against it.

We can begin here by recognizing two groups of finch fanciers —hobbyists and breeders. Hobbyists have some finches because they enjoy their fascinating behavior, colors and songs. Usually they will only have a few cages but more often they have a community of finches in an aviary. This group will eventually try their luck at breeding these birds, and sometimes, if the conditions are right, they do succeed and they are thrilled that not only are they housing and enjoying their birds, their numbers are also multiplying.

For this group of people the word "Fostering" is not a part of their vocabulary. In their thinking it is simply not needed, and sometimes they come up with a long list of reasons to avoid it, such as:

You don't want your finches to be IMPRINTED!!!

The fostered birds will never be "good breeders"!!!

Even if they are not against fostering, hobbyists will often come up with other excuses to avoid fostering, such as:

I don't have the space, or cage room...

I don't have the time to water, feed and clean cages...

I don't have that many cages, nests, cups, etc...

I don't have a need...the birds breed themselves...

I'm satisfied with my bird production...

The second group of fanciers, breeders, are also delighted by the behavior, colors and song of their finches, but breeding takes priority,

and they are not satisfied knowing that even when their birds are reproducing, there is still room for improving the breeding success!

Usually this group of breeders will have a finch breeding room full of cages and they follow the rule of fostering, which goes like this:

For every pair of finches that you want to multiply you should have at least three pairs of fostering parents. This practically ensures that you will be able to move the eggs or babies to one of the three fosters pairs, which hopefully would be sitting on their own eggs or babies. Keep in mind that the eggs or

For every pair of finches that you want to multiply you should have at least three pairs of fostering parents.

babies should be close in age, so having three foster pairs available at any one time is necessary.

Finch fanciers who are breeders will create the space needed and will build or buy as many cages as necessary. They will make the effort to

.....

*In my many years of
fostering my birds I
have never experi-
enced any imprinting.*

.....

feed, water and clean all of the individual cages, and for them "Fostering" is needed and justified!

Let's examine some of the reasons to foster:

- Some species are hard to reproduce. They will lay fertile eggs but they will not incubate, feed or go the length of time needed for weaning their babies, or they will kill their offspring once they become juveniles.
- Perhaps you are working with a species of finch that needs help because their numbers are diminishing in the wild. You owe it to aviculture to reproduce them in large numbers in the shortest period of time possible.
- Also don't forget that the enterprise of housing, breeding, feeding and caring for your finches COSTS MONEY!! So you would like the birds to

pay for themselves or at least help defray costs.

What if you want to own your own business breeding finches. Most likely you will want to make it a profitable venture. There is a BIG difference at the end of the breeding year between twelve or thirty-six babies. There is not doubt that fostering increases the amount of birds produced in any given year.

In my many years of fostering my birds I have never experienced any imprinting. The young have never lost their ability to reproduce and they have been good breeders when allowed to breed and raise their own babies.

It is not my intention here to end the fostering controversy or to convince otherwise those who don't agree, but I hope I have brought to the surface that the pro's of fostering outnumber the con's, and life goes on.....



For additional reading:

For more on Fostering see "Foster Raising Australian Finches" by Hal M. Koontz in the March—April 1987 issue of *The NFS Bulletin* (as it was then called). This comprehensive article was also included in *The NFSS Official Handbook 1992/93*.

Flocking Together...



Our readers have the following questions for the NFSS membership:

❖ I have recently moved and would like to begin breeding finches. I would like to use a cage that is 3' x 2' x 3' high to breed Gouldian finches and one other species (if possible). I would also like to breed 1 to 2 other species in large cages (3' x 2' x 2'). Keeping in mind that I am a novice, I would like to breed species which are important to aviculture at this time. What species would you recommend that I consider?

David Thornton
3846 Madison
Brookfield, IL 60513

❖ I would like the name of a show cage supplier. I am sure there are others out there in the "bird world" like me who would like to start showing their birds but cannot seem to get their hands on a decent show cage.

Darcelle Phillips
1601 Saxon Road
Watkinsville, GA 30677

Want to correspond with fellow NFSS members who share your interest in a particular species or who may have met a challenge in their bird room similar to the one you are facing? Use the NFSS **FLOCKING TOGETHER** column to send a call out to the membership. Mail your request to the Editor. *The NFSS Bulletin*.

In response to the question last issue concerning moving safely and easily with birds, we have the following excerpts from a letter from a member:



❖ I have moved a number of times with "my flock" from Maine to Louisiana and elsewhere, and I have never lost a bird. Find one cage which will fit in your car/truck which will hold all of your birds PERCHED. Decide beforehand where the cage will go the vehicle. **REGULATE THE TEMPERATURE** during the entire trip. Prevent direct sun, wind and cold-weather drafts. Avoid hot or cold cars and take the birds into your hotel room if you stop for the night. Increase the birds' vitamin intake at least one month before and two weeks after the move. Remove everything in the cage except perches (no branches, toys, etc.). Place all perches at the same height to cut down injuries and fighting over higher perches. Line the bottom of the cage with newspaper and top that with paper towels. Secure this around the edges with tape. Add more paper towels as needed. The paper towels absorb spills. Place water and seed in containers easily accessible to both the birds and you, and which will contain their contents. **REDUCE MESS AND FLYING DEBREE**. Let the birds use these containers at least one month before the trip to get familiar with them. Place birds in cage one day prior to moving day to become familiar with the cage. Cover the cage with a dark sheet or light blanket. Secure it under the cage, but allow some air to pass through so the birds do not suffocate. The cage should be darkish but not too dark, and this should have a calming effect. **DO NOT PLAY YOUR RADIO LOUDLY** as this will frighten your birds. Lift the cage cover only when you stop. Do not allow children to "check" on the birds. **YOU WANT TO CREATE AS PEACEFUL AN ENVIRONMENT AS POSSIBLE**. Re-water and reseed only when you stop for the night. Keep the food and vitamins easily accessible during the trip. When you arrive at your new home, keep the birds covered, at the correct temperature and in a quiet room until things have settled down. Set up a permanent cage as soon as is possible, and release the birds in their new cage home early in the day so that they can adjust to their new environment.

Dareelle Phillips
Watkinsville, Georgia

Readers who can help an inquirer can write directly to the individual if their address is provided, or to the Editor for forwarding. If you wish, send a copy of your letter to the Editor for publication in the *Bulletin* where your ideas will reach many others with the same or similar needs.

NFSS Member #42

Ten Years With NFSS

by Steve Hoppin
N. Ft. Myers, Florida

As one of the first two hundred members of this Society and as part of the NFSS ten year anniversary, I too had a need to write a short synopsis of what NFSS has meant to me over the past ten years.

I sat down to write this article and the first reflection that came to mind was when and how I first found out about NFSS.

It was 1984 and I had several years of breeding canaries under my belt. I was one of the few active finch fanciers involved for the third year with my local bird club. I say one of the few because finch fanciers were far and few between, as the majority of the club members were interested only in the large, colorful and personable parrots. I had already been introduced to bird shows, worked as a steward and found them both educational and lots of fun. Up to now my experience with finches consisted of working with Blue Caps, Shafttails, and

Lady Gouldians only to have had limited breeding success (that is **without** fostering). I considered myself to be a novice finch breeder/exhibitor, that for years had a strong desire to learn more about the care and breeding of finches: not just a particular family, but all kinds.

At the time, one of the few magazines that satisfied my yearnings by publishing finch and softbill articles was *American Cage Bird Magazine*. I subscribed and anxiously awaited it's arrival every

month. Upon receipt I would read it from cover to cover and then always go back and re-read Robert Black's "Finches In Aviculture" column several times.

It was in the August 1984 issue of *ACBM*

that I saw an article announcing the recent formation of the "National Finch Society". The article was small and brief. Regardless of the size it immediately caught my attention. I quickly wrote to the Society requesting further information and a membership application thinking all the time this is a dream come true... a national organization founded exclusively for the finch fancier! Within the next few weeks I received my membership card indicating I was assigned NFS #42.

Thanks to the assistance of many thoughtful and caring NFSS members, I have had the opportunity to fulfill many of my desires and goals working with various finches (and a few softbills).

The NFS Bulletin started coming bi-monthly and before long, from the published NFS Census. I found myself communicating with avid finch fanciers near and far. The information shared by various members assisted me to make improvements in the ways I kept and cared for my birds. Between the shared information and my own trial and error techniques I have achieved much success in raising and close banding (NFSS bands, of course!) many finch species.

Since that time the Society has changed its name to The National Finch and Softbill Society and has continued to contribute to the efforts of many finch and softbill enthusiasts.

Nearing the end of 1994 I am pleased to respond to the invitation to submit my thoughts on the past ten years of The National Finch and Softbill Society. I am very glad I took note of the small announcement in a major avian publication introducing a new specialty avian society when I did. Thanks to the assistance of many thoughtful and caring NFSS members, I have had the opportunity to fulfill many of my desires and goals working with various finches (and a few softbills). Best of all, I have been blessed with many genuine and lasting friendships within our "Finch Family".

Cheers to NFSS in its ten year anniversary!



Changing Your Address?

Let NFSS be the first to greet you at your new address!

Please send this form or this information to

Lynda Bakula
NFSS Membership Chairman
P.O. Box 3232
Ballwin, MO 63022

Club delegates should also send their change of address

separately to
Ginny Allen
NFSS Liaison Officer
307 Brookwood Court
Opelika, AL 36801-3657

Name _____ # _____ **Membership**

New Address _____

City _____

State _____ Zip _____

Phone _____

Breeding Lavender Waxbills

*By Lainey Claffin
Grasslands Exotic Finches
(617) 891-4056
226 Ash Street
Weston, MA 02193*

Although Lavender waxbills are not as colorful as most waxbills, people are often struck by their elegance and agility. Their movements are light and precise, and they spend most of their time in motion. Their song and mating rituals are extremely lively and interesting to watch. It seems to be their strong personalities that make them so popular.

Unfortunately, as large numbers of wild-caught Lavenders have been imported for many years, few breeding efforts have been made until recently. Legislation has now been implemented to severely limit any further imports, so without concerted breeding efforts, the Lavender may be lost to this country. Fortunately, we have had excellent luck breeding our Lavenders: approximately 12 out of 15 pairs have bred for us.

Favorite foods

Our Lavenders eat everything we feed them (including mealworms, fruit and vegetables), but their favorite foods seem to be Lafeber's finch granules and sprouted seeds. We

strongly recommend these two foods to people with Lavenders, as they may act as a breeding stimulus. They also particularly enjoy ant pupae, although these are not always easy to find.

Housing

We breed our Lavenders in group aviaries (3' x 6' in length) with other species of waxbills, Parrot finches and Owl finches. We only breed one pair of each species in each aviary, as two or more pairs of a given species often fight. Lavenders can be rested in groups, but should be bred in separate pairs. We have also bred Lavenders in cages with a single pair in each cage, but the cage must be roomy—two and a half to three foot square or more is best.

Our aviaries are filled with tree branches, artificial foliage and flowers, grass bundles, etc., and each nest is surrounded by plant material to shelter the nest opening. Lavenders need lots of privacy, so dense vegetation (real or artificial) helps to make them feel safe. Our aviaries and breeding cages are covered with hay and pine branches on top, and the sides are covered with burlap. We mist the cages and aviaries twice each day, which seems to help in getting the Lavenders to breed. Seasons also influence the Lavenders: ours prefer to breed in late summer or early fall.

Nesting

For nests we use large wicker buckets, wooden waxbill boxes and wicker tube nests. our Lavenders will breed in any type of nest. For nesting material, we give them coconut fiber, burlap strands, sheep's wool, hay and seeding grasses. It is the seeding grasses that appear to stimulate mating in our Lavenders more than anything else we provide for them. The grass stalks should be thin and long with fluffy seed heads. They take these stalks and use them to perform their mating ritual, then stuff their nests with them. They also stuff their nests with all kinds of strange objects. This junk heap seems to be important to them, so we try not to clean the actual nests too much while they are breeding.

Fostering when needed

Among the numerous difficulties in breeding Lavenders is the fact that they often incubate very diligently for several days, then suddenly abandon their eggs entirely. In this case we foster the eggs to Society finches which are either virgin pairs or pairs that have only raised waxbills and have never even raised their own young. We have had excellent luck with this method. We provide the

foster parents (and all our breeding pairs) with a constant supply of eggfood, sprouted seeds, fruits, vegetables, mealworms, dry seeds, and Lafeber finch granules. The fledgling Lavenders particularly enjoy the Lafeber granules, as they are easy for them to eat.

Sexing Lavenders

Another difficulty in breeding Lavenders comes with sexing the breeding pairs. In our experience, the most reliable method is to listen to the calls—the male makes a two note call, first up, then down. The hen makes two or three short calls, each the same note, and her call never goes up and down like the two note call of the male. If a single bird is placed in a cage by itself, it should call within a few hours. In addition, we look at the color of the abdomen. The male tends to have a blacker abdomen than the hen. The hen's abdomen is usually more greyish black.

Lavenders can prove very healthy and long-lived if they are provided with proper care. They are a delight to watch with their lively repertoire of behaviors and activities, and they can become extremely tame once they grow accustomed to their environment.



Book Reviews

Finches & Sparrows: An Identification Guide

By Peter Clement. 1993.
Princeton University Press,
Princeton, New Jersey.
500 pp. illus. by Alan Harris and
John Davis.

The Bulletin received two reviews of this recent release, and the differing perspectives may be of interest to finch fanciers.

*Review by Mark G. Churchill
Athens, Georgia*

With Derek Goodwin's *Estrildid Finches of the World* out of print and increasingly hard to find, there has been a need for a good reference book on estrildids. *Finches & Sparrows: An Identification Guide* will help fill the void. This is a recent (1993) addition to the *Identification Guide* series (previous titles include *Waterfowl; Swallows & Martins*, and *Kingfishers, Bee-Eaters & Rollers*) originally published in Britain. Here in the US, Houghton Mifflin has published some titles, while others, including *Finches & Sparrows*, are published by Princeton University Press.

Finches & Sparrows deals with the families Fringillidae (true finches), Estrildidae (waxbills & grassfinches), and Passeridae (true

sparrows & snow finches). Some birders will be disappointed that familiar finches in Emberizidae (e.g., northern cardinal, indigo bunting, as well as the North American Sparrows) are not included. Likewise, some aviculturalists may resent the exclusion of Ploceidae (weavers & whydahs). But three families is a lot to cover, and the book does so very thoroughly.

The text, by Peter Clement, includes exhaustive descriptions of each species, as well as brief notes on behavior and conservation status. There is little or no reference to captive birds, as the book is intended primarily as a field guide, but much of the information can still be applied to captive flocks, and Clement expresses his hope that it will be used by aviculturalists as a general reference.

The colour plates, by Alan Harris (who illustrated all the estrildids) and John Davis, are reason enough to buy the book. The paintings are consistently excellent, as opposed to the varying quality found in Goodwin's book. Not only is every species illustrated—again in contrast to Goodwin—but every plumage (male, female, and juvenile) is shown, with well-marked subspecific (racial) differences also depicted. This last feature, combined with the text on subspecies, may be invaluable to aviculturalists who wish to separate subspecies in their breeding programs. Also included, opposite the plates, are range maps.

One caveat: many of the common names used in the book will be

unfamiliar to American aviculturalists. For example, the strawberry finch or red avadavat (*Amandava amandava*) is referred to as the red munia. To some extent, this is simply a reflection of differing American and British nomenclature; such differences are the reason for scientific names, which are universal. In any case, alternate common names are listed in the species accounts.

Aviculturalists, recreational birders, and field ornithologists can always benefit from improved communication. *Finches & sparrows* is a good example of a work that can appeal to all three groups and facilitate that communication.

Finches & Sparrows: An Identification Guide is available at bookstores or direct from Princeton University Press, 41 William Street, Princeton, NJ 08540. The ISBN (helpful for special orders) is 0-691-03424-9. The list price is \$49.50. The library call number is QL696.P246C58 1993.

*Review by Robert Hole, Jr.
Mississippi State, Mississippi*

This book covers 256 finch and 34 sparrow species, limiting its coverage to finches in the family Estrildidae, part of the family Fringillidae (only subfamilies Fringillinae and Carduelinae) and sparrows of the family Passeridae. The book does not cover the American finches and sparrows in the family Emberizidae, but for the average finch or sparrow keeper in North America, the coverage is quite adequate. The groups covered are

primarily Old World in distribution, which fits in nicely with the interests of many North American exotic finch fanciers.

Many of the common names used are also European, even for birds occurring in north America. This only really becomes confusing when dealing with north American natives, as many of the names used are not the accepted North American common names.

The species are numbers, 1-290, but I am not sure why. The plates present them in a different order than the text, and the text numbers do not correspond to any other reference that I know of, so numbering them seems rather useless.

In each species description, the book provides a section on identification (major characteristics), a description (a fairly detailed physical description of the adults and juveniles), notes on geographic variation within the species, a bit on the voice (providing a word description of the calls and song), status, habitat and notes on behavior (a very abbreviated summary of what is known of the bird in the wild), known distribution (word description of the range in the wild), a few measurements (size, weight, etc.), and a couple references for each species, most of which are other review books.

The bibliography is not very extensive, including only 231 references, many of which are regional field guides. I would not call this a thorough search of the literature of finches and sparrows, and because of

this, it is potentially rather inaccurate.

The 73 plates are of generally high quality, but of standard field guide type, and so rather flat. The plates serve their purpose of aiding identification, but this is not meant to be a "coffee-table" picture book. Similar species are grouped together, rather than being placed in text order. This is helpful in identification, but is not carried out to its full extent. There are, for instance five distinct and separated groups of plates with red finches on them. If a person were only to know they had a "red bird" there might be some difficulty finding them all to make an identification.

I find the index to be helpful so far as it goes, but it is really just a glorified table of contents. There is not subject index, but all the birds seem to be listed by both common and scientific names. Curiously, you'll find Zebra Finch under that

The Wonderful World of Finches and Softbills: An Introduction

**An NFSS Video
Prepared and narrated by
Mr. Jon Hoffman**

Adapted from a slide presentation, the birds will delight you and the narration will fascinate you!

Much more than an introduction, this video looks at dozens of varieties of finches and softbills.

To order, see the FINCHSHOP order form in this issue.

heading, but not under "Finch, Zebra," though you can look it up under either "*Poephila guttata*" or "*guttata, Poephila*". All the birds are treated in the same manner. The index is also printed in *very* small print and squashed together both vertically and with three columns to the page. This all combining to make it rather hard to read.

All in all, this is probably a good book for a bird society, public or university library, or for the "hard core" finch enthusiast. It is a good aid to identification, so mostly fulfills its title. I cannot, however, recommend it for the general bird keeper. If you are interested in the wild life of finches and sparrows, this might be a good start to your library and a help to get into the literature on the subject.

TWO WAYS To Give Something Back to Aviculture:

1. Join *FINCHSAVE*, NFSS' cooperative breeding program.

2. Write something for *The NFSS Bulletin*, NFSS' bi-monthly publication.

*The National Finch and
Softbill Society*

NFSS Classified Ads

Classified ads (except *FINCHSAVE* ads) are \$.15 per word, per issue.

Gouldians: Diamonds, Strawberries, Painted, Blue Caps, Gold Breasted, Peter's, Dybowski, Parrot Finches all types, and more. For price list send envelope (no stamps) - Joseph Azzopardi, 616 Bathurst Street, Toronto, Canada M5S2R1 - Fax/Phone (416) 536-2912.

so95

BIRD BANK NEWS is a monthly newspaper dealing exclusively with captive birds. Get 12 issues of the latest news and events for \$16. Write or call AIM, 1115 Fern Ave., Felton, CA 95018 (800) 246-5577.

ja95

For Sale: GOULDIANS—NORMALS AND ALL MUTATIONS, NFSS banded, show line. A.J. Lee (FL) (305) 270-1000 or S.A.S.E.: 6811 S.W. 89th Ct., Miami, FL 33173.

ja95

For Sale: Finches & Finch Breeding Items. Seeds, fruit & veg, egg food, grit, millet, cuttle bone, antibiotics, breeding cages, cage spray, nest boxes, nesting material, fake eggs, open bands, nets, cage accessories, candling light and breeding records. Please send S.A.S.E. to: A-1 Aviary, 11536 Chestfield Ct., Orlando, FL 32837. FREE price-list. FREE shipping (first order).

nd

EXOTIC BIRD PRODUCTS INC. offers free brochure about Bag O'Bugs insect formula, nestling food, 11 kinds of calcium blocks, toys and more! Highest quality guaranteed direct to you—fast and ppd. from P.O. Box 128, Newberg, OR 97132. 1-800-441-1157.

ma95

TYPING HELP DREAMED ABOUT- Article typing needed for *The NFSS Bulletin* on DOS/Windows Ami-Pro or other WP S/W. Lots of atta-boyz! Call Editor.

FINCHSAVE Classifieds

FINCHSAVE classifieds run **FREE** of charge to *FINCHSAVE* participants. All readers are welcome to respond to *FINCHSAVE* ads.

For Sale: Magpie Mannikin, *FINCHSAVE* collection. Gold-breasts, Cutthroats domestic bred. Tobert Petrie (MO) (816) 459-9800. nd

Wanted for *FINCHSAVE* program: up to 10 pair of Red-headed Finches, *Amadina erythrocephala*, for a Central Florida Bird Club Breeding Consortium. Gene Goss (FL) (407) 957-1274 nd

For Sale: Diamond Sparrows, Plum-head Finches, Normal and White-breasted Gouldians, and White Societies. Ken or Carole Miller (Tampa, FL) (813) 971-1190 (after 6pm EST). nd

✦

NFSS Bulletin Advertising Rates New rates effective 1/01/95

Display (camera ready) Ads:

Full page \$50/issue: \$200/year
Half page \$30/issue: \$120/year
Qtr. page \$20/issue: \$80/year
Inside cover \$70/issue: \$300/year

Classified Advertisements

FINCHSAVE: free to participants
Others: \$.15 per word, per issue

Deadlines

12/1, 2/1, 4/1, 6/1, 8/1, 10/1
for next bi-monthly issue.

Send ad and payment (payable to *NFSS*) to

Martha Wigmore
NFSS Bulletin Editor
18913 Boston St. NW
Elk River, MN 55330
(612) 241-0071

NFSS Panel of Judges 1994

Charles Anchor
630 Lake Park Drive
Addison, IL 60101
(708) 543-3757

Laura Bewley
Rt. 2 Box 1130
Mounds, OK 74047
(918) 366-7427

Brian Binns
97 Bent Lanes
Davyhulme, Nr. Urmston
Manchester, England
M31 8WZ.

Harold Bowles
93 Burnt Hickory Dr. SW
Cartersville, GA 30120
(404) 387-9189

Earl Courts
1807 N.E. Colburn
Lee's Summit, MO
64063
(816) 524-0921

Clarence Culwell
250 Horseshoe Dr.
Springtown, TX 76082
(817) 220-5568

Dr. Al E. Decoteau
Panel Chairman
P.O. Box 369
Groton, MA 01450
Phone (603) 672-4568
Fax (603) 672-3120

Daren Decoteau
P.O. Box 369
Groton, MA 01450
(603) 880-7832

Roddy Gabel
600 Gist Avenue
Silver Spring, MD 20910
(301) 585-9647

Brenda Geesey
335 de la Ronde St.
New Orleans, LA 70114

Cecil Gunby
8121 Highway 54
Sharpsburg, GA 30277
(404) 254-1261

Kenneth Gunby*
1117 Williamsburg Lane
Norcross, GA 30093
(404) 251-2877
**NFSS Panel Judge through
11/19/94 only.*

Stephen Hoppin
3836 Hidden Acres Circle
N. Fort Myers, FL 33903
(813) 997-NFSS

Ray Johnson
175 Stoneridge Way
Fayetteville, GA 30214
(404) 461-8675

Clayton Jones
P.O. Box 266
Soquel, CA 95073
(408) 728-8676

Hal M. Koontz
2604 Auburn Ct.
Bakersfield, CA 93306
(805) 872-1063

Joseph Krader
24692 Pasco de Toronto
Yorba Linda, CA 92687
(714) 692-8051

Brian Mandarich
4743 E. Hedges Ave.
Fresno, CA 93703
(209) 255-6508

Conrad Meinert
1212 E. Cr. 300 S.
Warsaw, IN 46580
(219) 269-2873

William G. Parlee
P.O. Box 380607
E. Hartford, CT 06138
(203) 569-0200

Marty Von Raesfeld
1135 Chapman St.
San Jose, CA 95126
(408) 985-2712

Tom Rood
313 N. Broadway
Shelbyville, IL 62565
(217) 774-5265

Patrick Vance
18175 Avilla
Lathrup Village, MI
48076
(810) 443-0643

Martha Wigmore
18913 Boston St. NW
Elk River, MN 55330
(612) 241-0071

Paul S. Williams
703 Donegal Drive
Papillion, NE 68046
(402) 592-5488

*FOR INFORMATION ON
THE NFSS JUDGES
PANEL
CONTACT
DR. AL DECOTEAU
PANEL CHAIRMAN*

1994 Chronological Show List

There's a NFSS Show for Everyone!

November

11/05 CA

Central CA Cage Bird Club

(*Marty Von Raesfeld*)

■ CA

San Diego Bird Show, Inc.

(*Cecil Gunby*)

■ FL

Gold Coast All Bird Club

■ GA

Region #2 Show

Georgia Cage Bird Society

(*Conrad Meinert*)

■ IL

Region #3 Show

Greater Chicago Cage Bird Club

(*Charles Anchor*)

■ MI

Mid-Michigan Bird Club

(*Martha Wigmore*)

■ MO

Missouri Cage Bird Association

(*Tom Rood*)

■ PA

Greater Pittsburgh Cage Bird Society

■ TX

Texas Bird Breeders & Fanciers Assn.

(*Clarence Culwell*)

■ TX

Texas Canary Club

(*Paul Williams*)

11/12 CA

Region #6 Show

Golden Gate Avian Society - Day 1

(*Hal Koontz*)

■ LA

Capital Area Avicultural Society

(*Charles Anchor*)

■ PA

Delaware Valley Bird Club

(*Stephen Hoppin*)

11/13 CA

Region #6 Show

Golden Gate Avian Society - Day 2

(*Clayton Jones*)

11/18 NH

National Cage Bird Show

Birds of a Feather Avicultural Society

(*Daren Decoteau*)

11/19 OR

Rose City Exotic Bird Club

11/26 CA

Santa Clara Valley Canary & Exotic Bird Club

(*Brian Mandarich*)

■ CN

Vancouver Island Cage Bird Society

(*Clayton Jones*)

■ CT

New England Finch Fanciers

(*Daren Decoteau*)

■ IL

National Institute of Red-Orange Canaries

(*Ray Johnson*)

December

12/03 CA

Aviary Assn. of Kern County

(*Brian Mandarich*)

■ FL

Colorbred Canary Club of Miami

■ PR

Region #7 Show

3rd Puerto Rican National Show

Organización Puertorriqueña de Aves Exóticas, Inc.

(*Daren Decoteau*)

1995

2/18 FL

Florida State Fair Exotic Bird Show - Day 1

(*Conrad Meinert*)

2/19 FL

Florida State Fair Exotic Bird Show - Day 2

(*Clarence Culwell*)

For a complete listing of the 1994 Shows, see the Sep/Oct 1994 issue of *The NFSS Bulletin*.



NFSS Affiliates, Delegates & Shows

(Listing as of November 1, 1994)

ALABAMA

Rocket City Cage Bird Club

Ron Clifton (205) 852-7155

Bird Fair November 19 & 20, 1994

Huntsville, AL

CALIFORNIA

American Family Bird Show

Aviary Assn. of Kern County

Willis & Velva Baker (805) 765-6110

Show December 3, 1994

Panel Judge: Brian Manderich

Capital City Bird Society

Dare B. Cagle (916) 452-4526

Central California Cage Bird Club*

Show November 5, 1994

Turlock, CA

Panel Judge: Marty Von Racsfeld

Finch Society of San Diego County

Sharon Russell (619) 546-1870

Fresno Canary and Finch Society

Dixie Lea (209) 584-3764

Golden Gate Avian Society

Claudia Salo (510) 455-9909

Region #6 Show

Double Show

November 12, 1994 *Saturday*

Panel Judge: Hal Koontz

November 13, 1994 *Sunday*

Panel Judge: Clayton Jones

Tracy, CA

San Diego Bird Show, Inc.

Sharon Russell (619) 546-1870

Show November 5, 1994

Del Mar, CA

Panel Judge: Cecil Gunby

Santa Clara Valley Canary & Exotic Bird Club

Neil Crowley (408) 258-4601

Show November 26, 1994

Panel Judge: Brian Mandarich

COLORADO

Colorado Cage Bird Association

Teri McAuliffe (719) 576-9009

Rocky Mountain Society of Aviculture

Julie Kern (303) 753-6145

CONNECTICUT

Connecticut Association for Aviculture

Chris Voronovitch (203) 649-8220

New England Finch Fanciers

Russell Armitage, Jr. (203) 756-1753

Show November 26, 1994

East Hartford, CT

Panel Judge: Daren Decoteau

FLORIDA

Aviary & Cage Bird Society of South Florida

Phil Barth (305) 931-3468

Central Florida Bird Breeders

Eugene F. Goss, Jr. (407) 957-1274

Colorbred Canary Club of Miami, Inc

Armando J. Lec (305) 270-1000

Show December 3, 1994

Non-panel judge

Exotic Bird Club of Florida

Jonathan Jones (407) 724-9498

Florida State Fair Exotic Bird Show

Dale Laird (407) 657-7989

Double Show

February 18, 1995 *Saturday*

Panel Judge: Conrad Meinert

February 19, 1995 *Sunday*

Panel Judge: Clarence Culwell

Tampa, FL

Gold Coast All Bird Club

Len Brower (305) 931-3468


Show November 5, 1994

* * * are unaffiliated clubs, but points
earnable under NFSS Panel Judges



Let's Make Our *Florida State Fair* *Bird Show*

The Biggest and Best !



Following Societies Competing:

	<u>Judge 18th</u>	<u>Judge 19th</u>
A.B.S.	Ghalib Al Nasser	Earl Nichols
A.C.S.	Carter Atwood	John Franchek
N.C.S.	Al Decoteau	Conrad Meinert
S.P.B.E.	Clarence Cuiwell	Roland Dubuc
A.L.B.S.	Roland Dubuc	Al Decoteau
Finches & Softbills	Conrad Meinert	Clarence Cutwell
Canary	Bernard Devaney	Baldo Hernandez
	(Type)	(Color Breed)
Pet Birds	To be judged by first judge to finish division.	

For More Information Contact: Exotic Bird Show, Florida State Fair,
P.O. Box 11766, Tampa, FL 33680 or call 813/621-7821, 800/345-FAIR (FL Only)

Greater Brandon Avian Society, Inc.

Carole Miller (813) 971-1190

Gulf Coast Exotic Bird Club

Diane Pittman (813) 772-1150

Sun Coast Avian Society

Joe Ventimiglia (813) 392-9391

Sunshine State Cage Bird Society

Dale Laird (407) 657-7989

GEORGIA**Georgia Cage Bird Society**

Candy Wright (404) 633-4364

Region #2 Show*Show November 5, 1994*

Atlanta, GA

Panel Judge: Conrad Meinert

HAWAII**Honolulu Canary and Finch Club**

Kathy Perreira (808) 839-2269

ILLINOIS**Greater Chicago Cage Bird Club**

Jane Muscato (708) 305-9043

Region #3 Show*Show November 5, 1994*

Rolling Meadows, IL

Panel Judge: Charles "Funnyman"
Anchor**Illini Bird Fanciers**

Jan Marcott (217) 347-9690

**National Institute of Red-Orange
Canaries (NIROC)**

Stephan V. Hopman

Show November 26, 1994

Elk Grove, IL

Panel Judge: Ray Johnson

Springfield Pet Bird Club

Tom Rood (217) 774-5265

INDIANA**Indiana Bird Fanciers**

Conrad Meinert (219) 269-2873

Panel Judge: Tom Rood

IOWA**Mid-America Cage Bird Society**

Rhoda L. Shirley (515) 243-1511

KANSAS**Heartland Canary and Finch Club**

Shirley Landkamer (913) 594-6795

Kansas Avicultural Society

Jim Cowan (316) 263-8835

KENTUCKY**Central Kentucky Cage Bird Society**

Steve Slates (606) 223-2600

LOUISIANA**Capital Area Avicultural Society**

Tim Schexnaydre (504) 562-3579

Show November 12, 1994

Baton Rouge, LA

Panel Judge: Charles Anchor

Gulf South Bird Club, Inc.

Panel Judge: Paul Williams

MARYLAND**Baltimore Bird Fanciers**

Jackie Eckman (410) 485-7842

Maryland Cage Bird Society

Theresa Brown (301) 735-7662

MASSACHUSETTS**Massachusetts Cage Bird Association**

Dianna Smith (508) 540-3214

MICHIGAN**Great Lakes Avicultural Society**

Diana Hugo (616) 842-0163

Mid-Michigan Bird Club

Mary Lou Tewilliger (517) 463-5695

Show November 5, 1994

St. Johns, MI

Panel Judge: Martha Wigmore

Mid-West Cage-Bird Club, Inc.

Patrick Vance (313) 443-0643

Motor City Bird Breeders

Patrick Vance (313) 443-0643

Society of Canary and Finch Breeders

Patrick Vance (313) 443-0643

MISSOURI**Greater Kansas City Avicultural
Society**

Jamie Jackson (913) 268-3209

Heart of America Hookbill & Finch Society

Mose Linn (816) 523-4661

Missouri Cage Bird Association

Richard & Rose Dickman
(314) 928-3444

Show November 5, 1994
Eureka, MO

Panel Judge: Tom Rood

NEW HAMPSHIRE

Birds of a Feather Avicultural Society

National Cage Bird Show

November 17-19, 1994

Manchester, NH

Panel Judge: Daren Decoteau

NEW JERSEY

South Jersey Bird Club

Janet Greenlee (609) 228-4738

NEW YORK

Finger Lakes Cage Bird Association

Rena Rouse (315) 252-7673

New York Finch & Type Canary Club

Harry S. Novak (516) 889-7153

Power City Bird Society

Maria Gleason (716) 282-2944

Rochester Cage Bird Club

Patrick Goonan (716) 288-5633

NORTH CAROLINA

Raleigh-Durham Caged Bird Society

Karen Whitlow (919) 557-0450

Smokey Mtn. Cage Bird Society

James Cody (704) 686-5157

OHIO

Classic Feathers

John Neff, Jr. (419) 782-3121

Toledo Bird Assn. & Zebra Finch Club of America

Patrick Vance (313) 443-0643

OKLAHOMA

Bird Fanciers of Oklahoma

Gene and June Miller (405) 382-7066

**NFS
INTERNATIONAL
AFFILIATES**

AUSTRALIA

Queensland Finch Society

Gavin Dietz, P.O. Box 1600,

Coorparoo DC 4151

Queensland, Australia

CANADA

Budgerigar & Foreign Bird Society of Canada

Jim Marks (416) 292-3852

Durham Avicultural Society of Ontario

Vincent Moase (905) 723-1978

Essex-Kent Cage Bird Society

Alfred Mion (519) 948-6398

Vancouver Island Cage Bird Society*

Show November 26, 1994

Vancouver Island, British Columbia,
Canada

Panel Judge: Clayton Jones

GREAT BRITAIN

Zebra Finch Society, England

Brian Binns, Manchester, England

(see Judges' listing for address)

NEW ZEALAND

New Zealand Finch Breeders Assn.

Mrs. E. M. Foster, P.O. Box 70

Albany, Auckland, New Zealand

Oklahoma Cage Bird Society

Laura Bewley (918) 366-7427

OREGON

Rose City Exotic Bird Club

Susan Akins (503) 630-2877

Show November 19, 1994

Washington Co. Fairgrounds

PENNSYLVANIA

Central Pennsylvania Cage Bird Society
Pat Krichten (717) 632-8092

Chester County Bird Breeders

Delaware Valley Bird Club
Kris Kroner (215) 628-4143
Show November 12, 1994
Ft. Washington, PA
Panel Judge: Stephen Hoppin

Greater Pittsburgh Cage Bird Society
Dr. Lindsay Clack (412) 363-6438
Show November 5, 1994
Monroeville, PA

Seven Mountains Exotic Bird Club**PUERTO RICO**

Organización Puertorriqueña de Aves Exoticas, Inc.

Rafael Fchevarria (809) 795 5718
Region #7 Show
3rd Puerto Rican National Show
December 3-4, 1994
Bayamon, Puerto Rico
Panel Judge: Daren Decoteau

SOUTH CAROLINA

Palmetto Cage Bird Club
Melvin Yoder (803) 459-5319

TENNESSEE

Middle Tennessee Cage Bird Club
Eva Duffey (615) 361-5939

TEXAS

Bay Area Cockatiel & Cage Bird Club
Karol Deem (409) 737-1557

Fort Worth Bird Club
Clarence Culwell (817) 220-5568

Texas Bird Breeders and Fanciers Association

Clarence Culwell (817) 220-5568
Show November 5, 1994
Killeen, TX
Panel Judge: Clarence Culwell

Texas Canary Club*

Show November 5, 1994
Houston, TX
Panel Judge: Paul Williams

Notice of Upcoming 1995 NFSS Board of Directors' Meetings

1ST QTR 1995

FL. State Fair Exotic Bird Show
Weekend of Feb. 18-19, 1995
Tampa, Florida

2ND QTR 1995

"By Mail"

3RD QTR 1995

Kaytee Great American Bird Show
Oakland, California

4TH QTR 1995

National Cage Bird Show
New Orleans, Louisiana
Weekend of Nov. 16-18, 1995

Understanding that circumstances vary for each individual, all Board members are encouraged to attend these meetings.

VIRGINIA

National Capital Bird Club
Deborah Goodall (703) 471-1231

Peninsula Cage Bird Society
Linda Oja (804) 874-8581

WISCONSIN

Badger Canary Fanciers Ltd.
Patrice (Ripple) Brusk (414) 785-8988



Natural Nutrition Small, Active & Enticing
 Promotes Better Breeding & Parent Feeding
 No Bulky Exoskeleton, No Biting Jaws
 Easy to Keep & Use Three Week Refrig Shelf Life
 Superior Quality & Live Delivery Guaranteed
 1100 Live Larvae per Ounce

Common Housefly (*Musca domestica*)

Smaller Orders min. 2 - 8 max. ounces
 Shipping and Handling fee of \$10 includes
 delivery to your street address via UPS Next
 Day Air. Add \$1 per ounce of larvae ordered.

Pound & Up Orders

UPS Next Day Air included in Price
 1# 31.70; 2# 44.70; 3# 61.56; 4# 75.93; 5# 90.35
 Information on bulk quantities upon request.

SKIPIO'S™ AVIARY SUPPLIMENTS

The very best dried insect based birdfoods ever. our
 SKIPIO'S™ are made of the finest natural ingredients.

Egg Meal Finch Breeder Mix Softbill Diet

Soya Musca™

Soya Musca™ is a fine dry powder made of soy protein concentrate, dried fly larvae and *spirulina*. It is a versatile high protein condiment that is used to dust fruits, vegetables, fortify mashes, meals, nectars & gels.

CALL OR WRITE FOR OUR NEW CATALOGUE

COCKERUM OREGON INSECTS CORPORATION, COICOR

Post Office Box 714 Tillamook, Oregon 97141-0714

Orders (800) 454-3233 Information (503) 842-5988 Fax (503) 842-6059

FINCHSHOP

the National Finch and Softbill Society store

ITEM	QTY	SIZE/ STYLE	PRICE EACH	TOTAL AMT
Video <i>"The Wonderful World of Finches and Softbills: An Introduction"</i>		Members & Affiliates: Non-Members:	\$17.00 \$22.00	
Show Cage Plans (see sizes below)			\$4.00	
All 3 Show Cage Plans			\$10.00	
Plastic Water Bottle			\$6.00	
Zebra Pin			\$5.00	
Gouldian Pin			\$6.00	
Aracari T Shirt (s/m/l)			\$12.00	
Eric Peake Lithograph <i>The Diamond Firetails</i> Signed by the artist		SPECIAL SALE <i>thru 1/31/95</i> <i>Regular price</i>	\$35.00 \$50.00	
Name Badge (members only)		<i>Print name at bottom of form.</i>	\$5.00	
Past <i>Bulletin</i> Issues-1994 and later issues			\$4.00	
-1993 and earlier issues			\$3.00	
1992/93 NFSS Handbook		<i>Look for Update info next issue.</i>	\$12.00	

NFSS SHOW CAGE PLANS - updated in '93

1 Cage *Finches up to and including Zebras*

2 Cage *Finches larger than Zebras*

3 Cage *Softbills*

TOTAL _____

Mail form and payment to

FINCHSHOP

c/o Pat & Mary Krichten
419 Third St.
Hanover, PA 17331

For more information call
(717) 632-8092

Name _____ Member # _____

Address _____

City _____

State _____ Zip _____

Phone _____



THE NATIONAL FINCH AND SOFTBILL SOCIETY

Membership Campaign 1994

Recruit the highest number of new members during the 4th quarter
of 1994 and win a special gift from NFSS!!

Write your name on every application you provide a new member.

Contest will include only **new** memberships received by the
NFSS Membership Chairman between 10/01/94 and 12/31/94.

RECRUITING MEMBER'S NAME _____

MEMBERSHIP APPLICATION

Membership is for twelve months
and includes six bi-monthly issues of *The NFSS Bulletin*.

NAME _____

ADDRESS _____

CITY _____

STATE _____

ZIP _____

PHONE NUMBER _____

New
Member? _____

Renew
NFSS # _____

CHECK ONE: Single \$15 _____

Dual \$20* _____

Junior

(under 16 yrs) \$7.50 _____

* 2nd name for dual membership _____

U.S. 1st class mailing, add \$5.00.

Canadian & foreign subscriptions are mailed 1st class. Please send US funds.

Canadian, add \$5.00

Foreign, add \$10.00

PLEASE TELL US MORE ABOUT YOU!

Species of finches and softbills you are interested in:

Check the topics that are of most interest to you in *The NFSS Bulletin*:

Nutrition _____ Breeding _____ Husbandry _____ Classifieds _____

Conservation _____ Exhibition _____ Census _____ NFSS News _____

MAIL YOUR COMPLETED APPLICATION

AND PAYMENT TO:

Ms. Lynda Bakula

NFSS Membership Services


P.O. Box 3232

Ballwin, MO 63022




LEG BANDING PROCEDURE


courtesy of
The National Finch and Softbill Society




The most important thing to remember when banding chicks is to do it over a counter or table so if the chick is dropped it doesn't fall to the floor. The age to band varies between species but is generally between 5 and 10 days. You can tell by looking at the ankle joint (the joint where the toes come together) and the size of the band.




Have the bands, a toothpick (or other small blunt instrument) and some lubricant ready. Be sure you have the bands "right side up" for easier reading.



The band is generally placed on the bird's right leg. Banding just before the parents go to roost in the evening will prevent them from picking at the band. By the next morning they will have forgotten about it.



Hold the chick firmly but in such a way as to not cut off its breathing and so that you don't harm it. Remember, their bodies cannot tolerate compression. Put a little bit of lubricant on the chick's foot and slide the band over the three front toes and finally over the ankle joint. The back toe will probably have to be gently pried out from under the band with a toothpick. The band now should be in the proper location between the ankle and the elbow joints.



Check on the chick the next few days to be sure that the band has not slipped off and that there are no scrapes or irritations on the foot or leg.

THE NATIONAL FINCH AND SOFTBILL SOCIETY

GUIDE TO ORDERING NFSS CLOSED LEG BANDS

NFSS welcomes comments and suggestions for this Guide. Contact the home office.

size "A"

Small Waxbills
Gold-breasted Waxbill
Orange-checked Waxbill
Bicheno (Owl) Finch
Quail Finch
Red-eared Waxbill
Strawberry Finch

size "B"

Black-cheeked Waxbill
Cordon Bleu Waxbill
Cuban Melodious Finch
Fire Finch
Lavender Finch
Olive Finch
Rufous-backed Mannikin

size "C"

Black and White Mannikin
Blue-capped Waxbill
Bronze-winged Mannikin
Cherry Finch
Green Singing Finch
Grey Singing Finch
Heck's Shafttail
Painted Finch
Pileated Finch
Pytilias
Red-headed Parrot Finch
Shafttail Finch
Silverbills
Star Finch

size "D"

Blue-faced Parrot Finch
most other Parrot finches
Chestnut-breasted Finch
Gouldian Finch
Pictorella Finch
Pin-tailed Nonparcil
Yellow-rumped Finch
Zebra Finch

more size "D"

most smaller Mannikins
most Twinspots

size "E"

Black-crested Finch
Diamond Sparrow
Golden Song Sparrow
Nuns
Peter's Twinspot
Siskins
Society Finch
Spice Finch

size "G"

European Goldfinch
Magpie Mannikin
other large Mannikins
small Tanagers

size "J"

Pekin Robin
Silver-eared Mesia
other small softbills

size "K"

Java Rice Bird
Red-crested Cardinal
Saffron
Shama Thrush

size "L"

Diamond Dove
other small doves
Quail
other softbills

THE NATIONAL FINCH AND SOFTBILL SOCIETY

BAND ORDER FORM

NFSS offers to **members only** closed traceable aluminum bands. Available only in the NFSS color of the year. The bands are engraved with the initials *NFS*, size code, year and number. No choice of numbers.

NO RUSH ORDERS!
Allow 30 days from receipt of your order for delivery.
Cashier's Check or Money Order will expedite your order.
Anticipate your needs to avoid frequent re-orders.

All orders are recorded for permanent reference. Bands are ordered in strings of ten, all the same size. New members may order before receiving membership number. Write "New" for membership # on order form.

BAND SIZE	# OF STRINGS	PRICE/ STRING	TOTAL AMT
A		\$2.75	
B		\$2.75	
C		\$2.75	
D		\$2.75	
E		\$2.75	
G		\$2.75	
J		\$2.75	
K		\$2.75	
L		\$2.75	

POSTAL INSURANCE:

Under \$50 - \$.75

From \$50 to \$100 - \$1.60

Over \$100 - \$2.40

If you choose not to include this sum NFSS will not be responsible for replacement of bands lost in shipment.

SUBTOTAL _____

INSURANCE _____

TOTAL _____

Name _____ Membership # _____

Address _____

City _____

State _____ Zip _____

Phone _____

Mail form and payment
for 1995 bands only to:

Eileen Laird
NFSS Band Secretary
1166 Village Forest Pl.
Winter Park, FL 32792
(407) 657-7989

The EXACT™ FACTS On Avian Nutrition

The fact is, when it comes to seed diets, most birds are selective. Some will nudge through the mullet to snatch the safflower seeds. Others prefer sunflower.

It's also a fact that different seed types possess nutrients in varying quantities. Key nutrients found in the neglected seeds are omitted. Even a diet of seeds, fruits and vegetables does not possess all of the nutrients a bird needs.

The best way to insure that a bird's primary diet meets its exact nutritional needs is to make each bite count. That's exactly what the Kaytee nutritional

team had in mind when it developed Exact and Exact Professional Diets.

Kaytee Exact combines wheat, corn, oats, eggs, vitamins and minerals into a crunchy, seed-shaped nugget. Each nugget contains the correct proportion of all nutrients for each bird type.

Asian-tested over a five-year period, breeders and researchers found Exact to be a nutritionally superior, complete diet. Birds will no longer leave important nutrients unmet because each nugget is Exact.

Everyone will love Exact's no-mess appeal too! There are no seed hulls or spill over from hunting for favorite seeds.

And with Kaytee's tested approach and tips on converting to Exact, even the pickiest eaters can be converted in under 30 days.

Offer your birds exactly what they need in any stage in life to be healthy and live longer.

Exact Daily Feeding Formula - A nutritionally complete bird food designed for birds in all stages of adult life. Available in convenient

canisters with formulations for Parrots, Cockatiels, Parakeets and Finch/Canary.


Exact Professional Diet - Maintenance Formula - Developed for use by professionals, this nutritional complete bird food is designed for birds in all stages of adult life, with formulations for Parrots, Cockatiels, Parakeets and Finch/Canary.

Exact Professional Diet - Breeding Formula - Developed for use by breeders and designed specifically for birds in the brooding and chick rearing cycle

with formulations for Parrots, Cockatiels, Parakeets and Finch/Canary.

Exact Hand-Feeding Formula - A convenient, nutritionally complete formula for all hand-feeding has been tested by leading breeders across the country. It's simple and effective - all you add is water. Available in convenient canisters and 20 lb. buckets.

Meet your birds' exact needs with nutritionally superior products from Kaytee, America's nutritional experts. For more information contact your local pet professional or call Kaytee toll-free 1-800-669-9580.



Better Nutrition for a Healthier Pet

exact™ Formulas	For Finch/Canary	For Parakeets	For Cockatiels	For Parrots
DAILY FEEDING	16 oz. Canister	16 oz. Canister	16 oz. Canister	32 oz. Canister
PROFESSIONAL DIET - MAINTENANCE	25 lb. Paper	25 lb. Paper	25 lb. Paper	25 lb. Paper
PROFESSIONAL DIET - BREEDING	25 lb. Paper	25 lb. Paper	25 lb. Paper	25 lb. Paper

HAND-FEEDING FORMULA For Baby Birds: 22 oz. Canister & 20 lb. Bucket

Kaytee exact™ Exact nutrition, no mess.

©1990 Kaytee Products, Inc. Kaytee, Inc.