



the National Finch  
and Softbill Society  
1238 Vermont St.  
San Francisco, CA 94110-3531

The EuroCage™ is based on a design used by many European bird breeders. The cages can be used singly or in stacks of three high, covering an entire wall or room. The cages are light, sturdy, have powder-coated fronts and durable white plastic sides. These opaque sides are an important part of successful breeding; they separate the pairs so they can hear each other without seeing each other. Each unit can be equipped with a fluorescent light to show the birds to their best advantage. Nestboxes can be placed on a platform inside the cages which assures that banks of cages can be neatly fitted together. The design of the cage allows for maximum hygiene with minimum effort, and the high quality aluminum tubing is designed for a lifetime investment. Any questions...

**Call 1.800.456.6780**

*We cage 'em, You raise 'em™*



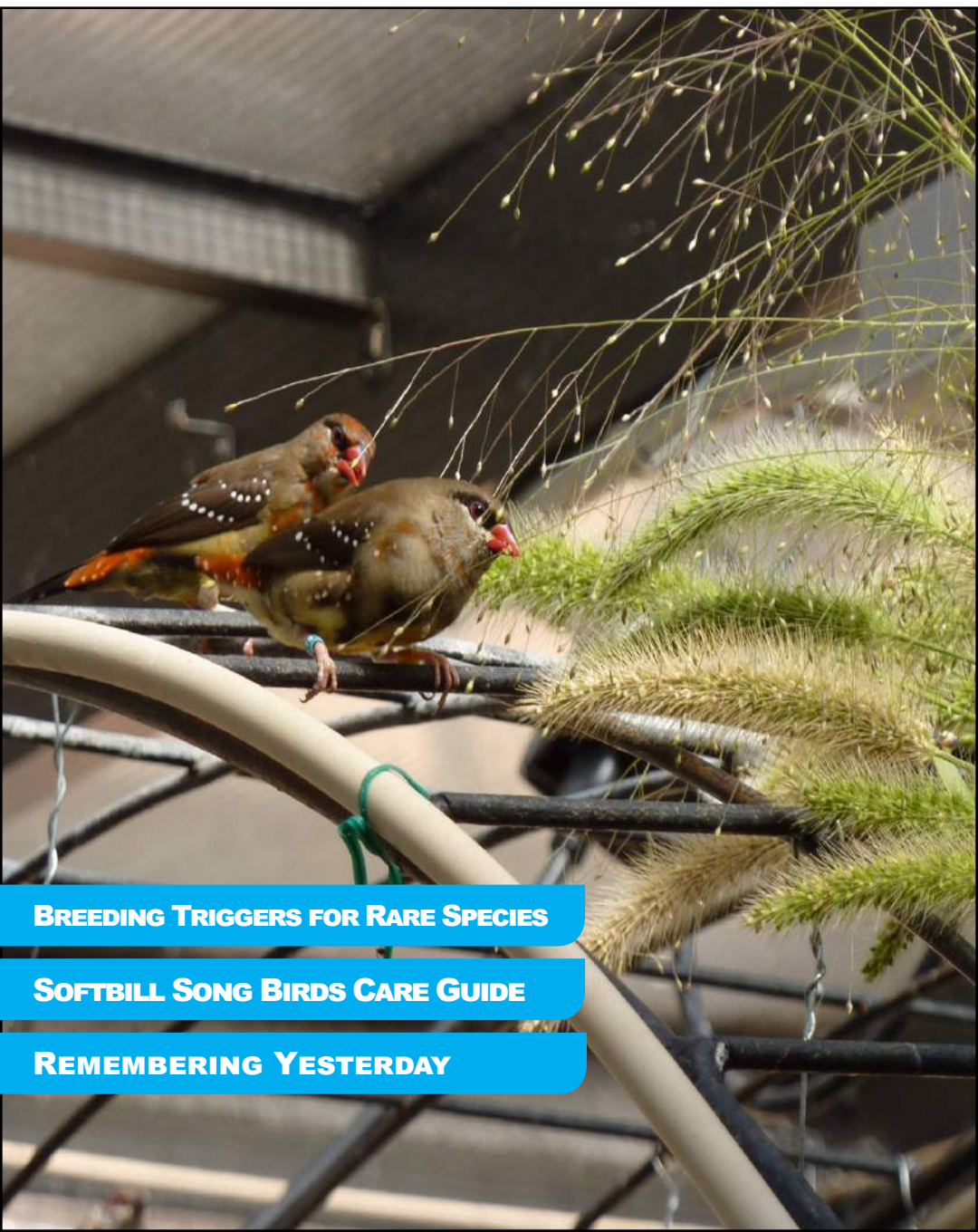
**CC<sup>®</sup> Corners Limited**  
CUSTOM CAGING SPECIALISTS



# NATIONAL FINCH & SOFTBILL SOCIETY

VOLUME 32, NO. 2  
MAR/APR 2015

THE JOURNAL OF THE NATIONAL FINCH AND SOFTBILL SOCIETY



**BREEDING TRIGGERS FOR RARE SPECIES**

**SOFTBILL SONG BIRDS CARE GUIDE**

**REMEMBERING YESTERDAY**

# PARADISE EARTH

Birds, Products, & Premium Feed



## Softbills & Finches IN STOCK NOW:

- Paradise Tanagers
- Bearded Barbets
- Red-legged Honeycreepers
- Owl Finches
- Purple Grenadiers

We Proudly Offer our Paradise Earth  
**PREMIUM FINCH BLEND**, & now our  
**SOFTBILL DIET**.

Our premium diets are complete feeds,  
specifically designed for the dietary needs  
of finches and softbills.



Ask about  
our

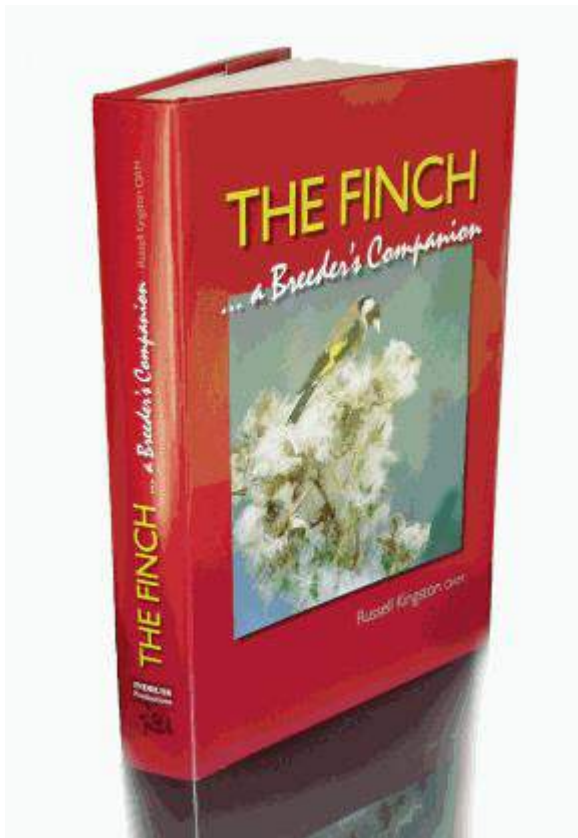
**BIRD  
GUARANTEE!**

We have worked diligently over the past several years on  
our special feeds, which include **Dried Insects, Bee  
Pollen, Vitamins, Dried Fruits, & Dried Vegetables.**

*Feed your birds our Paradise Earth  
Premium Feed & see improved  
feathers, breeding & overall health.*

Buy Softbills, Finches and our Premium Feeds online at

**[www.BirdProduct.com](http://www.BirdProduct.com)**



Now available at [ladygouldian.com](http://ladygouldian.com)

The newest MASTERWORK by

**RUSSELL KINGSTON**

The book has over 520 pages, weighs approx. 5.4 pounds and measures 8.5 by 12 inches.

**THE FINCH...a Breeder's Companion**

Covers 70 species using 400 color photos.  
Closely related species are treated separately,  
But are grouped together in 25 chapters.

**\$129.95**

**10% discount for NFSS members**

**Available  
at  
770-939-4531**

Laraine's  
[ladygouldian.com](http://ladygouldian.com)  
*defying the myth of fragile gouldians*





exploring  
new ideas



perfecting  
exotic  
animal  
nutrition

We know you  
take them seriously,  
which is why  
we take their  
nutrition seriously.



Exotic animal nutrition  
is our business.

For over 20 years,  
we've collaborated with  
zoo and exotic animal  
professionals to conduct  
extensive research to  
improve nutrition of exotic  
species. Our products are  
proven to support the  
health and longevity of  
exotic animals.



Sign up for our  
newsletter today at  
**MAZURI.COM/NFS14**  
and be the first to  
learn about:

- Latest Product Information
- Product Promotions
- Tradeshows & Events




**Mazuri**<sup>®</sup>  
A World of Good Nutrition

# NFSS MISSION STATEMENT

The National Finch and Softbill Society is dedicated to promoting the enjoyment of keeping and breeding finches and softbills to all interested parties, enhancing our knowledge of the proper care of these birds, encouraging breeding programs, and working with other organizations for the preservation of aviculture in this country.

## **JOURNAL OF THE NATIONAL FINCH AND SOFTBILL SOCIETY**

918 Georgia Ave  Etowah, TN 37331

Published Bi-Monthly by the NFSS

**SUBMITTING MATERIALS FOR PUBLICATION.** All materials should be submitted to the editor, at [editor@nfss.org](mailto:editor@nfss.org). The NFSS reserves the right to edit and/or reject all written, photographic, and advertising materials submitted. With the exception of advertising, deadlines are 15th day of December, February, April, June, August and October.

**EDITORIAL POLICY.** All NFSS-affiliated clubs have permission to reprint all articles and photos, with the following exceptions: articles and photos with either a copyright symbol or "All Rights Reserved" require the copyright owner's permission. All "Reprinted by Permission of" articles require a written permission from the originating source.

Opinions expressed or facts reported in articles and published in the NFSS Journal do not reflect the view of the editor, the NFSS, or the Board of Directors. Advertisements published in the NFSS Journal do not imply endorsement by the NFSS. The NFSS assumes no responsibility for advertiser's claims or the quality of their products and services.

**NEW MEMBERS & RENEWALS.** New memberships and late renewals (expired memberships) received by the 15th day of any month immediately preceding an NFSS Journal issue will receive six consecutive issues, beginning with the issue immediately following the month they joined. For dues received after these cutoff dates, the first issue will be one issue later. Cutoff dates to receive the next published issue are as follows: the 15th day of December, February, April, June, August and October.



**MEMBERS ONLY PASSWORD**



RedSiskin14

[WWW.NFSS.ORG/MEMBERS-ONLY](http://WWW.NFSS.ORG/MEMBERS-ONLY)

# TABLE OF CONTENTS

4 President's Message  
Rebecca Mikel

6 Breeding Softbill Song Birds . . . .  
Roland Cristo



16 Getting to Know Your BOD . . . . .  
Paula Hansen



24 Breeding Triggers for Rare Finches . . . .  
Nancy Ingram



33 Remembering Yesterday  
A Nostalgic NFSS Featured Column

34 Volunteers Needed  
Open Board of Director Positions



35 Finch Save  
Census Information

On the Cover..  .by Member Nancy Ingram

Pictured is a juvenile pair of Strawberry Finches perched on a trellis structure inside of Nancy's sun porch aviary. They are enjoying some freshly grown spray millet which is most nutritious at this green stage of the plant.

These fresh live growing foods are just one of the many breeding triggers Nancy has in her aviary for this rare species of finch. Among others are live insects, compost, sprouts, nesting structures with plenty of hiding space, planter boxes with fresh foods to forage through, natural nesting materials, access to the outdoors and some fresh air, and more.

Find out just what Nancy feeds her flock to trigger them into breeding and all of the other many ways she encourages them on page 24 of this issue.

Please consider keeping a rare or not so common species in your breeding program! Even if it's just a single pair you can help the captivity population grow,

# PRESIDENT'S MESSAGE



Slowly but surely, in this part of the country which is SW Michigan we're moving towards Spring. I don't move birds into outdoor aviaries until about the same time I plant tender bedding plants in late May/early June. I probably keep my bird rooms warmer than necessary through the winter, and because I do that I worry about the stress of a cool Spring night in an outdoor aviary. Especially since Michigan Spring nights can bring heavy frost, and sometimes a little snow as well.

A couple of Journal issues ago,

Ginny Allen, NFSS member and prior BOD member, wrote an article about some of her past memories within the NFSS. In this issue, Bill Parle, President Emeritus as well as our fellow-aviculturist and prior NFSS judge, continues what we hope becomes a regular feature in future issues of the Journal. For those of you with memories or photos to share which shed some light on this organization in years past, please contact our Editor or any member of the BOD.

Although it seems we just finished with one not too long ago, 2015 is a General Election year for the elected officers of the Board of Directors. In future issues of the Journal you'll begin seeing information about that process — notification of

"Please think seriously about how your skills might fit in and help improve this Society."

dates, job descriptions, requests for you to consider running for a position, bios of those who choose to run, and a ballot to cast your



vote. We are working diligently behind the scenes to try to be able to offer on-line voting as an option for this 2015 General Election so stay tuned!!

I've served on the BOD since 2006 and there have been very few times when any of the persons running for a position on the BOD ran opposed. As you read through those job descrip-

tions to appear in a later issue of the Journal, please think seriously about how your skills might fit in and help improve this Society.

The American Federation of Aviculture is hosting their annual convention in Chicago, IL this year – July 31st - August 2nd. NFSS board members are in communication with AFA Representatives about the possibility of hosting another Finch Show at that event. We also plan to have an NFSS table to promote this society. If you are able to attend even one day of that event – to show

your birds, spend some time at the NFSS table, or if you might be interested in speaking on an avian related topic as an NFSS

Representative, please contact me.

Plans are also underway for the 2015 National Caged Bird Show which is also being held in the Chicago area this year. The new dates this year

are December 3rd through the 5th, and the location is a venue used previously for a National Event: Pheasant Run Resort in St. Charles, IL. Please check out the NCBS website at [www.ncbs.org](http://www.ncbs.org) as the details begin to unfold, and certainly plan on attending to support that event.

Yes, it certainly looks like 2015 is going to be another busy year!

Rebecca Mikel  
NFSS President

"Plans are also underway for the 2015 National Caged Bird Show which is also being held in the Chicago area this year."

BREEDING

# SOFTBILL SONG BIRDS



Roland Cristo  
N.I.S.S. Member

Songbirds have long been the most popular of cage birds in the world. Indeed in Southeast Asia, Malaysia and through that area they raise softbilled birds, Shamas, Magpie robins, bulbuls, White-eyes, Zoothera Thrushes, Pekin Robins, Leaf-birds, And many other species for the purposes of breeding and having songbird contests.

In Brazil and other parts of South America they are working with birds like Bicudas (great-billed seed finch), Curios (lesser seed finch) Cuban bullfinches, Ultra-marine Grosbeaks, Cardinals, Siskins, many of the species in the Sporophila genus and others birds. They are breeding these species and many others for their song. They also use regional song dialects from different parts of the country to teach their birds. They even have singing contests which can also help them with this effort.

For species such as the Bicudas and Curios breeding is done with the cooperation of the Brazilian government. Indeed probably the largest Avicultural organization in the world is in Brazil. I have been told this organization has 30,000 members. They own their own meeting facilities throughout the country where they show their birds for confirmation and song. We have many people from these cultures now living in the US. In fact the Asian-American community in the Los Angeles area holds these same song contests. And of course the various canary species are bred in the USA and Europe for their song and show.

## DEFINITION OF "SOFTBILL"

The word "softbill" is strictly an Avicultural term that covers many, many species of birds. Anseriformes, Galliformes, Psittaciformes, Passeriformes, etc.

Finches—(Passeriformes) they mainly feed on seeds, they crack the seed using their beaks and tongue to manipulate the seed and take the husk off. Parrot type





birds do the same thing. Softbill birds however do not do that. They may swallow or break their food open by holding in their feet and pecking with their beaks, but they don't process the seed with their beaks/tongue first. Softbills whether insectivorous, frugivorous, or omnivorous, mostly eat items which require little preparation.

They are called softbill because they feed on soft food items such as fruit, nectar, insects, foliage and other food items. The most critical thing that determines whether a species is a softbill species is illustrated by this quote from Richard Mark Martin's book, "Unlike most seedeaters, softbills feed their 'altricial' young by placing fresh undigested items in their beaks, and not by regurgitation."

### **SHAMAS (COPSYCHUS MALABARICUS)**

This species is from Southeast Asia, ranging from Western India to Borneo in the east. There are 12 subspecies from various areas differing mainly in length of the tail and markings on the head. They're categorized as an insectivore species spending much of their time in the undergrowth of the forest, ranging from sea level to 600 meters in elevation. In areas such as Thailand and Borneo they range up to 1,500 meters. Pairs spend their time separately only coming together during the breeding season. Males can be very aggressive


in captivity and if a female isn't ready to nest he can do extreme harm to her - if not watched carefully, he will kill her. Once they make a nest those problems are reduced, and they will nest up to 4 or five times a year. A single clutch consist of about 4-5 eggs. There are a light and dark colored females, the latter can be mistaken at first glance as males. They are dimorphic.

### **SNOWY CROWNED ROBIN CHAT (COSSYPHA NIVEICAPLLA)**

This species is located from western Central Africa east to mid Africa. They range from sea level to 1,500 meters in central Africa, to 2,500 meters in Eastern Africa. This is another species like the shama, spending much of its time foraging in the lower part of the forest searching for insects. Again like the Shama, males and females spend time apart until breeding season. Males can be very aggressive toward their hens. They are monomorphic.

### **WHITE-EARED BULBULS (PYCNONOTUS LEUCOTIS)**

This species is from eastern Iraq all the way into Northwestern India. They inhabit dry woodland to semi-desert scrub from the lowlands to about 2,000 meters. There are two subspecies in this genus. Their diet is mainly fruit, flower buds and



White Rumped Shama Thrush

nectar consuming some live insects especially when they have young. They are monomorphic.

### **RED VENTED BULBULS (PYCNONOTUS CAFER)**

This species ranges from Pakistan to Thailand. They live in dryer deciduous habitats, forest scrubs, orchards and gardens. Their diet is much like the White Eared being mainly a fruit eater, feeding on insects when they have young. There are 8 sub-species. They are monomorphic

### **RED CRESTED CARDINAL (PAROARIA CORONATE)**

This species is located from east Bolivia to Argentina, including Paraguay and south Brazil. Their habitat includes semi open forests, scrub forests, agriculture areas, parks, towns and cities. They eat a variety of food including seeds, buds, berries and insects mainly by foraging on the ground. They are considered by many to be a super species with the Red-cowled, pope cardinal in the US (*Paroaria dominicana*). There are 5 color mutations being bred in Brazil. They are monomorphic.

### **PEKIN ROBIN (LEIOTHRIX LUTEA)**

They range from Northeast Pakistan in the west to east China, from 75 meters to 3,400 meters in elevation. Their habitat includes thick under growth and mixed forest, and clusters of bamboo. They're mostly an insectivore species but also consume some seeds, fruit and berries. They move about in the non-breeding season in flocks of up to 100 birds, breaking up into pairs to nest during their breeding season. They build a neat open nest laying 3-5 eggs per clutch. There are 5 sub species, differing in the intensity and amount of coloring for each. They are monomorphic.

### **MAGPIE SHRIKES (CORVINELLA MELANOLEUCA)**

They range from Northwest Kenya, south Zimbabwe and northern south Africa. Their habitat varies from savanna woodlands and scattered acacia trees, more commonly in moist areas up to 1,800 meters. They feed on arthropods, termites, insects, lizards, mice, fresh or rotting meats and fruits.

They are a boisterous species and when nesting, young birds from previous nests will help raise the current clutch. They



Snowy Crowned Robin Chat nest with chick

build a neat open nest laying 4-5 eggs per clutch. There are 4 subspecies, differing in the amount of white in their plumage. They are dimorphic.

## **BLUE-BLACK GROSBEAK (CYANOCOMPSA CYANOIDES)**

Ranging from south Mexico, Bolivia, north Brazil and the Guianas, this is a wide spread species. Their habitat consists of evergreen forest thickets and dense vegetation (probably the reason for being so scarce in captivity) from sea level to 1,400 meters in elevation. They are mainly a seed eating species, also eating green food and some insects. They build an open nest and a normal clutch consists of 2 eggs. There are 4 subspecies, and the difference between each is in the amount of blue coloring on the birds. They are dimorphic.

## **BLACK-CRESTED FINCH (LOPHOSPINGUS PUSILLUS)**

This species ranges from south Bolivia, west Paraguay and central east Argentina, up to 2,000 meters in elevation. They live in grassy pastures adjacent to woodlands, and they forage on the ground in pairs

or small flocks consuming seeds as well as some insects. They also build an open nest and lay 2-3 eggs per clutch. They are dimorphic.

## **DIET**

We are presently working with insectivore, frugivorous, and omnivore species. All insectivore species are fed using a high and low feeder. We do this because the insectivore species can be very aggressive. The males can dominate a hen and not let her feed. It is very important when working with these birds when they have babies, that they are fed first thing early in the morning - especially the insectivores. If they don't have live food first thing in the morning to feed their young, chances are the young will be thrown out. So we make it a priority to be up just after sunrise to feed any of the insectivore species with babies.

At that time any other species with babies are also fed live insects. The insectivore species that have babies are fed every three or four hour intervals throughout the day. The fruit eating species are fed three to four times a day.

## **AUTOMATIC FEEDER**

When we were working a full time off the premises job, we used an automatic (battery operated) feeder. It has 5 feeding stations and can be set to come on



Snowy Crowned Robin Chat nest with chicks

at any time interval you wish within a 24 hour period. We would put live food into each container and set it to rotate every 2-3 hours starting at 7 a.m., then we'd feed more live food when we got off of work.

## NEST BUILDING

We give our birds coconut fiber which we purchase in bundles, along with fine grass to use as nesting materials. We put enough of this material into the flights so the parents can complete a nest. This normally takes two to five days. If there isn't enough material available while they're building their nest, they will tear apart what they have constructed and start over again. It is very important that they are furnished with enough material to complete their nest from start to finish! We use wicker type baskets for the birds to make the nest. We attach at least one basket to one of the silk trees and attach another basket into the homemade half open wooden box that we construct on site. The nest is a very neat structure when completely built.

From the time they lay eggs to when the young fledge the nest is kept as neat as when it was first built. The young defecate in a fecal mucous sack capsule. Most of the nesting passerines do this. The parents take the capsule, fly away from the nest and drop it. This is done so the perimeter around the nest shows no sign of the babies. Predators that might eat the chicks are not attracted to the nest. Cavity nesting passerines such as starlings also remove the fecal capsules for protection and hygiene.

## FLEDGLINGS

The young come off of the nest at about 12 days old give or take. Their tail is barely 1/4 inch long at this point. Their ability to



Red Crested Cardinal nest with chicks

fly is limited and it will take 2-5 days before they can fly to the higher perches. For the first couple of days when they aren't able to fly to the higher perches, it's important to make sure that they can get up off of the ground to roost at night.

Therefore there needs to be a lot of branches on the ground for them to roost up off of the ground. If they roost on the ground the dampness makes them lethargic and they don't respond when the parents go to feed them. The parents feed the young that do respond, thus you lose the ones that don't respond! This is very important with the insectivore species, Shama, Robin Chats, and Pekin Robins. We have gone so far as to catch the young at dusk, put them into a small container and into a brooder, then take them out at day break and the parents go right back to feeding them. We do it for a couple of days until the young are able to fly. We have done that with 4 different pairs of Shammas without a problem.

## FEEDING INSTRUCTIONS

### Softbill Food

2 scoops Purina nutri-blend Pigeon Green  
1 scoop Zupreem natural cockatiel  
1 1/2 scoops cat food  
1 1/2 - 2 scoops Purina Game Bird Startena crumbles

Place pigeon green in a container, Fill 1/2 with water. Set aside but keep turning it upside down. Scoop cat food in container with enough water to cover food. Put lid on and rotate the same way as the green. Scoop Zupreem natural cockatiel in a container and place enough water to submerge 3/4 of the Zupreem natural cockatiel, rotate container. Let sit overnight in the refrigerator.

Next day, take off lids and place a large container (green) and the Zupreem natural cockatiel in microwave for 3 minutes. Then place the remaining large container (cat food) in the microwave for 1.5 minutes. Do not stop plate from rotating. Mix all in large bucket, add crumbles and mix to a friable consistency.

## FRUIT MIX

We use Apples, Maradol papaya, carrots, Blueberries these are processed in a food chopper, then we add Green peas.



White Rumped Shama Thrush

It is mixed well and served as needed. All birds have a dry mix in front of them at all times. The fruit eaters (bulbuls, barbets and such) always have a bowl of Zupreem's fruit blend in their flights.

The insectivores always have Mazuri Insectivore mixed with Farmers Helper Ultra Kibble and a little Zupreem fruit blend for color.

## TOFU MIX

1 pkg. firm tofu (not organic) the typical pkg. is 14-17 oz, 1/4 cup of olive oil, 3-5 Tbsp Lory powder, 1/4 tsp vitamin mineral

supplement, a pinch of canthaxanthine if feeding birds with red/orange feathers.

Mash all of the ingredients with a pastie knife, which is faster than a fork, to the consistency of cottage cheese. You can keep the mix in a fridge for a couple of days. Any longer and it has to be frozen in order for it to keep.

## AVIARY NOTES

\*Give extra mealworms to cages with juvenile pekin robin, shama and robin chat

\*Feed & water finches & conures and BOB (barbet) in Seed Room

\* Feeds:

-Purina Nutri-blend Green pigeon pellet

-Purina Game Bird Startena

-Diamond Cat food Active cat 40% protein

-Zupreem Cockatiel pellets natural & fruit blend

-Automatic feeder- Pet-safe 5 meal pet feeder

-Hearty Bird - Vitamin/Mineral mix, Lory powder—Any name brand

## REFERENCE MATERIAL

-Handbook of Birds of the World

-The photo of the singing birds from Singapore was taken by Steve Duncan



Pekin Robin nest with chicks

# THE NFSS FINCHSAVE GROUPS

A word from Scott Golden ~ 3rd Vice President & Finch Save Director:

The NFSS needs to shift gears if we are going to keep the FSS program and NFSS viable and growing. Our online focus for many years has been the Yahoo! groups, which are closed to all non-NFSS members. Unfortunately, participation in the Yahoo! forums has greatly diminished. Most FSS groups have had no activity for months and the NFSS group has mostly had a few administrative postings for the last several months.

I feel that we are missing the opportunity to appeal for broader participation and new members because most people in the Avicultural community simply do not know that the National Finch and Softbill Society and the Finch and Softbill Save program even exist. We have hidden our existence away to new people.

We will be keeping the current Yahoo! groups for those NFSS members that find them useful. In addition, we have established the following groups on Facebook under the umbrella of NFSS and FSS. These groups will each have a triad of moderators, be similar in design and be open to the public (with moderator approval), while advocating for the joining of NFSS and the benefits that membership provides (bands, Journal, greater political voice, etc).

I invite you all to find these groups on Facebook! Invite your friends, far and wide to join us too. With a little bit of time and effort, I feel we will see a resurgence in membership in NFSS and a greater interest in the hobby which we all hold dear.

Red Siskin Cooperative  
[facebook.com/groups/294815967360043/](https://facebook.com/groups/294815967360043/)

Turaco Cooperative  
[facebook.com/groups/324291101078122/](https://facebook.com/groups/324291101078122/)

Blue/Purple Waxbill Cooperative (Uraeginthus)  
[facebook.com/groups/267170073481793/](https://facebook.com/groups/267170073481793/)

African Finch Cooperative  
[facebook.com/groups/1514844325394753/](https://facebook.com/groups/1514844325394753/)

Song Bird Cooperative  
[facebook.com/groups/1451259121801237/](https://facebook.com/groups/1451259121801237/)

Strawberry Goldbreast Cooperative  
[facebook.com/groups/417376308400282/](https://facebook.com/groups/417376308400282/)

Parrot Finch Cooperative  
[facebook.com/groups/Parrotfinches](https://facebook.com/groups/Parrotfinches)

Society Finch (Bengalese) Breeders USA  
[facebook.com/groups/576249442454227/](https://facebook.com/groups/576249442454227/)

Honeycreeper, Dacnis & Tanager Cooperative  
[facebook.com/groups/302219369963351/](https://facebook.com/groups/302219369963351/)

Rare Australian Finch Cooperative  
[facebook.com/groups/606903272757932/](https://facebook.com/groups/606903272757932/)

Bulbul Cooperative  
[facebook.com/groups/897220236972727/](https://facebook.com/groups/897220236972727/)

Mousebird Cooperative  
[facebook.com/groups/1466950730230669/](https://facebook.com/groups/1466950730230669/)

Serinus Cooperative  
[facebook.com/groups/318204341690515/](https://facebook.com/groups/318204341690515/)

Munia and Mannikin Cooperative  
[facebook.com/groups/1512983115580602/](https://facebook.com/groups/1512983115580602/)

Java Sparrow Cooperative North America  
[facebook.com/groups/1407482236158564/](https://facebook.com/groups/1407482236158564/)

Toucans & Aracaris Cooperative  
[facebook.com/groups/370198129823443/](https://facebook.com/groups/370198129823443/)

Zebra Finch Cooperative North America  
[facebook.com/groups/750499521680623/](https://facebook.com/groups/750499521680623/)

South American, Central American &  
Caribbean Finches Cooperative  
[facebook.com/groups/800939559927915/](https://facebook.com/groups/800939559927915/)

NFSS: Avian Legislation, Politics and Debate  
[facebook.com/groups/327893904038852/](https://facebook.com/groups/327893904038852/)





NFSS



Rare Australian Finch Cooperative

Working together to breed and preserve the rare Australian finches within North American Aviculture



Red Siskin Cooperative

Dedicated to the preservation of wild and domestic Red Siskin populations



Bulbul Cooperative (Pycnonotidae)

Working together to breed & preserve these species within North American Aviculture.

NFSS & FSS



Turacos Cooperative

Working together to breed & preserve these species within North American Aviculture.

NFSS & FSS



NFSS & FSS

Mousebird Cooperative (Coliidae)

Working together to breed & preserve these species within North American Aviculture.



Blue/Purple Waxbills Cooperative (Uraeginthus)

Working to breed & preserve these species within North American Aviculture.



Serinus Cooperative

Working together to breed & preserve these species within North American Aviculture.



African Finch Cooperative

Working together to breed & preserve these species within North American Aviculture.

NFSS & FSS



Munia & Mannikin Cooperative

Working together to breed and preserve these species in North American Aviculture.

NFSS & FSS



Song Bird Cooperative

Working together to breed & preserve these species within North American Aviculture.

NFSS & FSS



Java Sparrow Cooperative North America

Working together to breed & preserve these species within North American Aviculture.



Strawberry and Goldbreast Cooperative

Working together to breed and preserve these species within North American Aviculture.

NFSS & FSS



Toucans and Aracaris Cooperative

Working together to breed & preserve these species within North American Aviculture.

NFSS & FSS



Parrot Finches Cooperative

NFSS & FSS

Working together to breed & preserve these species in North American Aviculture.



Zebra Finch Breeders USA



Society Finch (Bengalensis) Breeders USA

NFSS



South American, Central American & Caribbean Finches

Working together to breed & preserve these species within North American Aviculture.

NFSS & FSS



Honeycreeper, Dacnis & Tanager Cooperative

Working together to breed & preserve these species within North American Aviculture.

NFSS & FSS



NFSS: Avian Legislation, Politics and Debates

# ATTENTION NFSS MEMBERS!

Do you know of a potential affiliate club or advertiser & would like us to send them a copy of our Journal?

Are you attending a fair, convention, meeting or show & would like to bring copies of our Journal to potential new members?

Send a mailing address + # of copies needed to [editor@nfss.org](mailto:editor@nfss.org)



## **THE FOREIGN BIRD LEAGUE**

The Premier Foreign Bird Keeping Society in the UK  
Founded 1932

Overseas Membership 2013      £20 (to be paid in sterling)  
PayPal Available

Please visit our website to download a membership form and  
to check on the latest membership fees.

[www.foreignbirdleague.com](http://www.foreignbirdleague.com)




# YOUR JOURNAL WANTS YOU!

We are looking for member & non-member submissions of articles, photos, or even re-print suggestions. Anything pertaining to keeping finches & softbills is pertinent information we could include in our next Journal issue.

- \* Want to see your name in the next copy of the NISS Journal?
- \* Have you written an article in the past for the NISS or your own personal use?
- \* Ever been to a bird-related event and would like to recount your experience?
- \* Have you purchased an item or book and would like to write a review?
- \* Got some advice for other hobbyists and breeders of a certain species?
- \* Have you purchased a new flock member and would like to tell us your story?
- \* Ever written a blog post for your website/social media or someone else's?

Send your submissions or suggestions to [editor@nfss.org](mailto:editor@nfss.org)



## JUST FINCHES *and Softbills* MAGAZINE



While focusing primarily on Australasia, this magazine incorporates what's happening with finches and Softbills from many overseas locations as well, including, South Africa, America, Europe and the U.K.

Published quarterly, we look at many different species as well as breeder setups. We also have a Question and Answer section and provision for comments from a leading avian vet.

**4 Issues for \$62NZD (about \$52USD) postage paid**  
Subscribe on-line - Secure credit card  
**[www.justfinches.com](http://www.justfinches.com) • [paul@justfinches.com](mailto:paul@justfinches.com)**

# GETTING TO KNOW YOUR BOARD MEMBERS

PAULA HANSEN ~ LEG BAND DIRECTOR

I'm a native New Yorker and sometimes "blunt," I'm told. To folks that don't know me very well they take a step back. I think that's part of my nature of which I've learned to tone that down. They say you can't leave kids alone and you have to be careful these days. I could tell you stories of while I was growing up. My best quality I think I have is honesty instilled by Dominican Nuns for 7 years, and our Catholic school only had education and music (church choir) to offer. Our playground was a parking lot for recess and a dirt field (weed filled lot) to play punch ball. I went roller skating and bicycling with my little brother on the back fender of cars or sitting on the handle bars, climbed monkey bars, played handball (tennis with no racket and a pink Spalding ball), or punch ball (that is baseball

with a fist, no bat, using that same pink ball) and baseball to us was card flipping and running races around the block to see who could run the fastest. This is how we kids networked back then.

My parents moved many times while my dad was building his career. He was an apartment building superintendent, an apartment manager and his final job a co-op manager. We moved about 7 times in 7 years.

"I was invited to and attended a summit meeting in Washington DC last year. That was pretty exciting!"

Mom was a previous Miss America when she worked for RCA. That was before she had 3 kids. Then she was a switchboard operator and cashier for a hospital in Queens, then a Medicare/Medicaid biller/manager at the same place for 30 yrs. Maybe that's where my perseverance came from?

When my folks bought a house



A photo of myself & the rest of the West Coast Zebra & Society Show in Sacramento July 2014.

in the suburbs I landed a job in a pet shop. I was responsible for all of the animal care duties - feeding, cleaning and washing. Next door was my future husband Henry, the assistant manager. We dated and married 8 months later. After his 4 yrs in the Air Force based in Sacramento we returned to New York. Seven years later Henry and I ran away from the rat race in 1984 and moved to Oregon, God's country.

Henry bought me a canary for Valentine's Day in 1990. A year later an aviary was built and I joined a bird club.

## **MY HISTORY IN AVICULTURE**

In 1991 I started with the basics - Zebra and Society Finches, and then moved on to Red Factor

and Gloster Canaries. In 1994 my interests turned to breeding Shaftails, Button & Coturnix Quail. The local elementary school would have field trips to my house to see the birds. Then in 1996 I shifted to BH/RH Gouldians, Cordon Bleus and Gold-Breasted Waxbills. During this year I also applied for the American Federation of Aviculture's Red Siskin Project. I also



was Oregon's AFA Representative and Regional Director. Presently I'm focused on our NFSS Finch Save program and helping a few folks get established with the Red Siskin species. I do support aviculture through avian research with the Smithsonian Research Institute also.

I continue to manage a diverse gene pool of the Red Siskin and am now involved more with the Smithsonian to recover the population in their country of origin and coordinate with their NGO partners (other non-government groups) in that effort. That information was printed in the Sep/Oct issue of the Journal. I was

invited to and attended a summit meeting in Washington DC last year. That was pretty exciting!

Since 1991 I've attended countless shows and bird marts. I've also served as president of the Finch Connection Bird Club for 9 years. On the business side of my life I worked for the state of Oregon for 25 years and am currently retired.

I continue to be a member of 2 local bird clubs and volunteer at their shows, am a Finch Save member and Specie Captain. I've been serving as your NFSS Band Secretary since 2002 which is the best office to hold in my opinion.






Page 19: My grandson and I looking for Easter eggs in our yard.

Left Bottom: A pair of Brazilian Cardinals in one of my aviaries with a Red Siskin perched behind them.

Above: A gaggle of my Red Siskins experi-

encing a feeding frenzy over a thick bush of spray millet I hung for them. They are also housed in one of my aviaries.

Below: Myself and my grandson recently roller skating together. Look at how much he has grown!



# EASY-TO-APPLY COLORED EZ LEG BAND RINGS


Also easy to stack without taking up a lot of space



Now available in the NFSS Online Finch Shop @ [nfss.org/shop](https://nfss.org/shop)



OAKLAND  
PRINTING  
COMPANY



- ›Letterpress
- ›Emboss
- ›Die-cut
- ›Serigraphy
- ›Design services
- ›Oakland, CA, USA

OAKLAND  
PRINTING  
COMPANY.COM





# Exotic Finches & Softbills

Jamie Yorck

*Airline shipping available  
Contact for current availability and price list*



Phone: 415-824-3594 - email: [jyorck@astound.net](mailto:jyorck@astound.net)  
San Francisco, California



## SKIPIO'S FAMOUS BIRD FOODS Fly Farm Products

for finches, softbills, poultry & wild birds - these products & more @ [skipio.biz](http://skipio.biz)



our retailers:



as seen on:



organically farmed insects with over 25 years of experience ~ made in the usa

# THE RED SISKIN SPECIES NEEDS OUR HELP!

The Red Siskin is one of the world's most endangered birds and, tragically, remains a prized target for wildlife traffickers. Trapping has eliminated this species from much of its historic range in northern South America but a few small populations persist in Venezuela, where it is culturally iconic and a well-recognized symbol for wildlife conservation. NFSS supports efforts to conserve species under threat in the wild and has been actively involved with international partners

on a plan to recover the Red Siskin in Venezuela through an innovative captive breeding and reintroduction program. There is now a strong team in place to provide essential scientific support and execute the recovery strategy, including the Smithsonian Institution in the US and Parque Zoológico y Botánico Bararida, the conservation NGO Provita, and the Instituto Venezolano de Investigaciones Cientificas in Venezuela. Also, scientists from the Smithsonian and the University of

Kansas recently discovered a population of Red Siskins in Guyana, which offers a new opportunity for conservation of this bird. However, the long-term success of any conservation effort depends most critically on sustained public support.



Please express your support for Red Siskin conservation by clicking the donation button and contributing to the recovery fund. Contributions will fund immediate priorities: improving

facilities to receive confiscated birds in Venezuela, assessing reintroduction locations, educating the public to reduce trapping pressure, establishing a research population to optimize breeding conditions, reintroduction techniques, and building a captive breeding facility specifically designed for Red Siskins at Parque Zoológico y Botánico Bararida. We will continue to provide regular updates on project activities and progress to the NFSS Journal and website.

Thank you for your support.

## DONATE TO THE RED SISKIN CONSERVATION & MONITORING EFFORTS



Through Our New Paypal Donate Button @ NFSS.org  
And Join the New Red Siskin NFSS and FSS Facebook Group:  
[facebook.com/groups/294815967360043/](https://facebook.com/groups/294815967360043/)

**EVERY DONATION HELPS!  
SHARE OUR GROUP WITH YOUR FRIENDS!**

# Moving with the times

**JIM ADDISON** explores the changing style of zebras

## ZEBRA FINCHES

**H**AVING bred and exhibited zebra finches for more than 50 years, I have been very aware of the change in the shape of exhibition birds over that time. The written standards have remained fairly constant.

So has the change in type occurred because we have developed zebra finches to measure up to our interpretation of them? For example, the word "cobby" can mean anything we want it to. Think about it. Does it indicate how rounded or plump they must be? I am asking this because over half a century show birds have certainly appeared to get deeper bodied and much more rounded. I use the word "appear" because in truth the skeletal frame has only changed slightly, but the feathering has changed a lot.

I wrote an article in the Scottish & Northern Counties ZFS 1986 yearbook expressing my view on how I thought exhibition zebra finches had changed from 30 years previously. Now almost

another 25 years have passed and it is time to consider what has changed again.

In my original article, I gave my view on how from the original wild-type, imported bird, selective breeding had

resulted in a more rounded bird, albeit less active. I will again ask the question: has the current style of exhibition zebra finches come about because we think it

matches up to the standard, or is it what the breeders want them to be? I leave it to you to answer my question, but keep in mind the birds that win on the show bench are successful because they are favoured by the vast majority of us.

If the skeletal frame of zebra finches has changed only slightly over 60 years, what then caused the shape to alter so much? I think I can answer that question easily. It is double buffing; the continual pairing of the coarser-feathered (but as opposed to yellow) zebra finches. The

texture of more open feathering bulks out the shape and results in the show birds fanciers desire.

Recently a visiting fancier from Australia remarked: "Even the smallest British show zebra finches are bigger

than Australian show birds. However, compared with Aussie birds the colour is poor."

I am sure the breeders of British zebra finches do not deliberately set out to double buff. Unlike

canaries it is difficult to know which zebras are buff and which are yellow. However, by pairing cocks and hens that have looser, open feathers time after time, we are double buffing without being aware of it. That is why, as the Australian fancier said: "Colour is poor." Over the past years the main emphasis has been on visual "substance".

Here I am expressing my own personal view when I say the danger is we can go too far in the pursuit of bulk. I saw one pair of zebra finches last year,



## By pairing cocks and hens that have looser, open feathers time after time, we are double buffing



This Peter Harrison normal cock exemplifies today's standard of quality zebra finch

which can only be described as "feather dusters"; just a round ball of feathers with no visible shape. Added to that, they were so lethargic even poking at them through the wire cage fronts had no effect. Let me make clear, I am not criticising the lovely pairs of zebra finches currently gracing the show bench, but identifying problems that

could occur in future.

Lastly, I am sure you have a view on my article and it is your opportunity to have your say. Am I right? Am I wrong? How do you think zebra finches will change?

*Jim Addison has bred, exhibited and judged zebra finches for 55 years.*

# BREEDING TRIGGERS FOR RARE FINCH SPECIES

MY EXPERIENCE: STRAWBERRY FINCHES IN A SUN PORCH AVIARY

Nancy Ingram  
NFSS Member

Most people can get Strawberry Finches to breed once in their aviary; the trick is to get subsequent nests. It took me 6 years to figure out a breeding trigger for Strawberry Finches. I am sharing my methods in the hope that we can keep this species in the bird trade. I have developed a nesting structure that makes an incredible difference in breeding Strawberry Finches. It must mimic something they would choose in the wild. My nesting structure, or something similar to it, is the breeding trigger for Strawberry Finches missing from most aviaries.

For years we have been told that if the importation of birds is cut off, those species will disappear from the bird trade unless reliable domestic breeding is taking place. Birds with the shortest life spans will disappear first. This is exactly what has happened with the Strawberry Finch. On February 4, 2004 the Centers for Disease Control and Prevention ordered the immediate embargo of all birds and bird products from countries known to have highly pathogenic avian influenza. Simultaneously, the U.S. Department of Agriculture and Animal and Plant Health Inspection Service gave the same order. Strawberry Finches have disappeared from the bird trade because their importation from S.E. Asia was

halted due to the H5N1 Avian Flu Pandemic.

I bought two pairs of Strawberry Finches in 2003. They each raised one clutch and then for years these birds did nothing. Many other breeders had the same experience. We were all lulled into complacency by our early success. What was the trigger to get these birds to nest again? Both of the original nests in my sun porch aviary had been built in secluded locations—one in the lower branches of a split leaf philodendron overhanging a compost and the other between two cages. (Philodendrons are listed as poisonous but are less dangerous in an environment with a wide variety of other plants and plenty of food available.) My first two pairs of Strawberry Finches died of old age but I kept four of their offspring, two males and two females.

I breed finches in a temperature controlled sun porch. I have divided this 15' x 21' space into 2 flights. I try to keep the temperature between 60°-90°F. (It takes about two years to figure out how much control you actually have over the temperature of a given sun porch.) The walls of my sun porch are removable transparent plastic panels. The roof is translucent Lexan. Screens are slid over the roof in the summer and woven Mylar blankets are installed in the ceiling in the winter. I've put a 3' in diameter plastic wading pool in the center of each flight. I fill these with dirt, spent seeds, plant trimmings, horse ma-





A photo of one of my hens enjoying some live fruit flies. I add a new piece of fruit every 3-4 days.

nure, etc. and use them as composts. I hoe the composts about once a week. There is a trellis, arching over each compost, from which I suspend fruit fly bowls. I have 2 fruit fly bowls for each breeding pair. I raise fruit flies in these small screen covered containers. I add a piece of fruit every 3-4 days. A plastic milk jug lid is threaded onto the wire holding the fruit fly bowl and acts as an ant barrier when filled with diatomaceous earth. I grow plants in my sun porch which attract insects or are edible (examples: the birds eat carrot tops and hibiscus bushes support white flies). There are 2 four foot long full spectrum fluorescent lights in each flight. In addition to the composts I have lots of 2' planters in which the birds forage for small insects and

sprouting seeds.

There are problems unique to a sun porch as I touched on in my last article and will explain more in depth here. I give my birds softfood every other day. Birds that eat softfood in a cage in the house will usually ignore it in a sun porch. The female birds in my sun porch had egg binding problems because they wouldn't eat the softfood. I have solved this by stirring a little cod liver oil into their seeds each week. I put in just enough to lightly coat the seeds. My sun porch has lots of live insects available at all times. If there are too many fruit flies or white flies then there are too many spiders. I don't use insecticides. I don't grow citrus because it attracts aphids which in turn attract ants. Ants are always trying to move in, especially in the late winter. I sprinkle diatomaceous earth around to discourage them.



Over the years I have developed several nesting structures to make different finch species feel more secure. Some of these include "corners," "tubes," and "walls" which are covered with shade cloth or artificial foliage. All the birds check out every structure I put in the sun porch. Different species have specific preferences. My "wall" consists of 2 pieces of lath which are cut 2 feet square. The sides are held apart by 4" high wire baskets. The lath sides and baskets are tied together with plastic covered garden twist wire. I cover the lath with recycled artificial Christmas tree branches. I lay 1/4" screen on top of the baskets which are about 5" below the top of the lath structure and fasten a plastic canary nest on top of the screen. A plastic fir garland is



Here is an adult male feeding a juvenile on top of one of my "wall" nest structures in the aviary.

laid over the top of the "wall."

I left the four Strawberry Finch offspring in my sun porch. They got along with all my other finches. I never observed any nesting behavior from them. By 2010 I thought they were too old to breed; the males were 6 and the females 5. Late that year I placed one of my "wall" structures in the far corner of the north flight. (I had built this nesting structure for another species.) Within a couple weeks one male Strawberry Finch was carrying around grass and building a nest in this "wall." These old birds successfully raised 3 chicks in early 2011. The lifespan of Strawberry Finches in captivity is 5-7 years.

A new pair in my sun porch will spend the first month exploring the space and locating the seeds and water in the cages. These cages are connected to cages inside the house by short passageways. All cages are self contained so if I need to catch a bird in one it is a simple matter to close the door. I put long pieces of fresh grass out for nest building. A compatible pair will usually start building a nest in a "wall" within 2 months. 90% of the time this species chooses to build their nest in one of my "walls." It takes a male 1-3 mornings to build a nest. I put out clean pillow feathers on the 4th morning. The female lays 3-6 eggs. Incubation starts on about the 5th day and the male and female take turns. Strawberry Finches are dedicated parents. I try not to disturb brooding birds unnecessarily. If for some reason they abandon their nest I leave it in place for another 2 weeks. Strawberry Finches synchronize their breeding cycles in

a colony situation. This causes the chicks to all fledge at the same time. Incubation for this species is 12-14 days. I band the chicks at fledging (21 days) or at 10 days if colony breeding. Strawberry chicks are dependent on their parents for another 21 days after they fledge. In order to be sure I document their lineage correctly I have to band the chicks of colony bred birds at 10 days of age.

I still get worried when I have fledglings in my sun porch because there are so many places for them to hide. The parents seem to know where they are and will only feed their





own babies. On about the fourth day after fledging the chicks will actually chase after the parents, begging for food. From this point on the chicks start finding some sprouting seeds and insects on their own.


My “walls” trigger nest building in a planted sun porch. Experienced breeders often have trouble getting their birds to build nests and lay eggs after their initial success. I have observed a few false starts in my sun porch. Some pairs will abandon a nest with a couple eggs for no apparent reason. A little competition between pairs usually acts as a breeding stimulus. The pairs sometimes argue over “walls” in specific locations so I have extra “walls” in place. If I am colony breeding 5

pairs or more I put end caps on the “walls” to cut down on traffic through them and make the nests more easily defensible.

There must be some unexplained factors that resulted in the near disappearance of this species from the bird trade. These birds seem content in cages. Strawberry Finches have a sequence of nesting behaviors typical of many finches in captivity however expert breeders have had trouble getting consecutive nests. Breeding triggers for this species have been elusive. I provided these birds with a very natural setting but they didn't breed for 6 years—until I put the “wall” in my sun porch. This nesting structure, which is a dense 2' by 2' structure facing an open area, must mimic something they would choose in the wild. Breeding Strawberry Finches in captivity doesn't seem to be straight forward. I've had several females select suitable mates and then lay infertile eggs. (I remove the female after 3 nests of infertile eggs to prevent calcium depletion.) I breed only males in nuptial plumage. The bond between a pair is quite strong if they have successfully raised chicks together. I've never gotten chicks from males without at least red/orange flecks on their head. My husbandry methods may be out of the comfort zone of some people. These methods however meet the breeding needs of Strawberry Finches.

**SOFTFOOD:** 1 CUP CHOPPED FRESH VEGETABLES, 1 TEASPOON PULVERIZED TURKEY STARTER, 1 TEASPOON MASHED BOILED EGG, 1/8 TEASPOON VITAMIN ALTERNATED WITH 1/4 TEASPOON COD LIVER OIL, 1 TEASPOON SUNFLOWER SEEDS, 1/2 TEASPOON NIGER SEED, 1 TEASPOON CRUSHED OYSTER SHELL, AND 1/2 TEASPOON CRUSHED STERILE EGG SHELL









# IT ALL STARTED WITH MICE TRAPS HOW I HAPPENED UPON MY NEW ALEXANDRINE PARROT

Hoang Qyan  
Guest Writer

WE ALL SHARE MEMORIES WITH OUR BIRD, FROM THE VERY FIRST MOMENT WE MET FROM EVERYTHING HAPPENING IN OUR DAILY LIFE. I'M SURE EVERYONE HAS A UNIQUE STORY. I WANT TO SHARE MINE WITH YOU GUYS, EVEN WHEN THIS IS ABOUT KEITH, MY ALEXANDRINE, A HOOKBILL. THE FOLLOWING WAS MY FACEBOOK STATUS FROM APRIL 2014.

I believe everything happens for a reason.

Two months ago [February 2014], I wasn't even thinking about having parrots again. As some of my friends already knew, I'd had parrots in the past and things didn't work out well, so I kept a promise to myself, that I wouldn't bring home any parrot if there's not a sign from the universe telling me to do so.

It was a beautiful day in the beginning of March. I found tracks from rats near my aviary so I figured I must do something about it. 'Traps,' I thought to myself. And I pulled out my old notebook from the bottom of the shelf, to find the address of the store selling my favorite type of mouse trap. I found it, and even carefully planned my quickest way from home to that store. Everything went down pretty well til I got a phone call from one of my clients:

"We're so sorry but something went wrong with the money transfer between our bank and yours. Can you drop by our office to take cash instead?" They were talking about my designing fee, so I said, yeah, why not. Mice traps can wait.

At two in the afternoon that day, I walked out of their office with a decent amount of cash in my pocket. I don't usually carry that much money around. I prefer bringing my credit cards in my wallet better. But then again I was late for work and I had the traps to buy. I had no idea how to get there, so I kept going with my sense of direction, and, obviously, I was lost! I had to stop many times to ask for directions, and after I finally knew where I was going, I recognized the street I was in would lead me to an old bird store that I used to visit all the time in the past. "Paying it a visit wouldn't hurt," I thought, and pulled over.

I walked in the store and the owner still recognized me after all those years. She smiled, and nodded her head. I smiled back. Everything looked so familiar: the same old dirty, earthy smell, the cages, and all the noises from the birds, of course. I quickly noticed a carton box full of Alexandrine parrot in the corner, mostly because they're screaming their distinctive beg for food.





"Well well, look at what we have here.."  
"You already know they're Alexandrine, eh? Want one? As usual, special price for you, of course."  
"I don't know.."  
"Tell you what, I'ma leave you alone with them for a while, if you like one, then let me know, okay?" she smiled.  
"Definitely."

When we finally got time on our own, I took a closer look at the birds. They were all clean, healthy, and curious about everything. At around 3 weeks old, they were a little bit too young for my taste since I was busy with my projects and I didn't know if I could manage to feed them 3-4 times a day. But then I put my hand in the box to pick up some birds for a closer look. And right when my hand is in the box, all of them ran away from it - except for one youngest baby in the middle which seemed interested in it and didn't show any signs of scare.

"Woo, look at you little brave thing," I smiled at him.

And then, to my surprise, he jumped into the palm of my hand, with no hesitate, at all, and then cuddled and made silly little noise.

"Well he likes you," the owner said as she reappeared from nowhere.

"He surely does," I replied. And I brought him home.

I don't know where would we be if that day I hadn't been carrying the cash my pocket, if I didn't decide to turn that



way, didn't get lost, or didn't choose to go for the mice traps. I still don't know if everything was secretly put together by a mystery force to guide me to that very moment. I don't know all the possibilities.

I just know I love my little parrot, more than I can even put up into words - unconditionally. I will have to try my very best every day to be his single parent, his friend, his very best guardian to this big bad world.

Because at that moment, when everyone chose to run away from me. He's the only one who did something different.

He stayed.





# REMEMBERING YESTERDAY

## NOSTALGIC NFSS MOMENTS RECOUNTED

Bill Parlee  
President Emeritus

### NOT SO WONDERFUL JUDGING MEMORIES

Although I have many wonderful memories of judging over 100 shows around the country, and meeting so many wonderful people, some memories you want to forget but just can't. My friend Nancy Reed (cockatiels) and I were scheduled to judge the Minnesota Cage Bird Show in Minneapolis. We arrived at the airport in Hartford, CT on a snowy November morning. Our flight was delayed but finally was diverted to Boston. After 3 more hours in Boston we finally took off for Minnesota. We arrived at Minneapolis 5 hours late. The person that was to pick us up and take us to the show location, had long since left. Of course, back then there were no cell phones, so we were at a strange airport on our own. We took a taxi to the show hotel and checked in.

Early the next morning we and other judges were standing around the lobby waiting for someone to pick us up.. No one showed. After

a while someone from the show called the hotel to find out why we all weren't at the show hall. Turns out the hotel had checked us into the wrong room. If we had been in the correct room there would have been a fruit basket and set of keys to a van in the parking lot with instructions on how to get to the hall. The show was a two day event and I judged the finches on day one. Upon completion of the judging an official from the show told me that the Canary judge had canceled and they had no one to judge the Canaries on the second day of the show, and asked if I would do it. I told them I had only limited experience in Canaries but would do it if they could find no one else. It actually turned out ok as I put 8 of the top 10 from the previous days judging on the final bench.

"The trade off is meeting wonderful breeders and exhibitors from around the country, making great friends, and seeing and judging some of the finest birds."

Exhibitors sometimes don't realize what judges might have to go through to judge their

show. They sometimes take time off from work, sometimes have travel problems, usually get up on travel day long before the birds do and all for free or a small honorarium. But the trade off is meeting wonderful breeders and exhibitors from around the country, making great friends, and seeing and judging some of the finest birds.

# VOLUNTEERS NEEDED FOR AVAILABLE BOARD OF DIRECTOR POSITIONS

The following positions are available to all interested & qualified members. Applicants will be screened and final candidates that are selected will then run for office in the 2015 elections this Summer. For more information contact the Election Committee Chairman & Advertising Manager Amber Kincheloe at [advertising@nfss.org](mailto:advertising@nfss.org).

## WEBMASTER

**Requirements:** A fast & steady internet connection, html and/or WordPress experience is preferred but not mandatory.  
**Job Description:** After our recent website re-design the Webmaster position has changed greatly to become easier to manage. Through the WordPress platform and a custom-made layout builder installed into the site, changes and/or updates are made in minutes.

## LEGISLATIVE LIAISON

**Requirements:** A basic knowledge of the legislative process as it relates to aviculture.  
**Job Description:** Shall be responsible along with Regional Vice Presidents in keeping abreast of both local and national legislative activities that could affect bird owners, breeders, and exhibitors. Further, to report possible efforts that are not in our best interests to the Board of Directors in a timely manner. Shall be responsible for working with other local and national Avicultural organizations in protecting our right to own and enjoy our birds. Shall, at Board direction, report all developments to our membership, in the way then set forth by the Board of Directors.

## TREASURER

**Requirements:** Background Check, Training, & Professional Experience.  
**Job Description:** The Treasurer shall prepare and submit to the Board at the 4th Quarter Board meeting a budget to be approved by the Board, indicating proposed income and expenditures for the upcoming year. He/she is responsible for establishing and maintaining Society financial accounts. The Treasurer is responsible for receiving and depositing funds into those accounts, and paying the Society's debts in a timely manner. The Treasurer is required to file in a timely manner all tax information and returns as required by our IRS 990(501c) status. All funds, records, receipts, and expenditures for the previous year or shorter period upon relief of the Treasurer, will be reviewed by two members of the Board of Directors, not to include the current Treasurer, as appointed by the Board of Directors. The results of the review will be presented to the Board of Directors upon completion. Further, an audit of the financial accounts will be completed as above upon the removal or resignation of any Treasurer.

## FINCH SHOP MANAGER

**Requirements:** Enough time & dedication to turn around our Finch Shop.  
**Job Description:** Shall be responsible for the inventory and sales of merchandise offered to the general public. He/she must receive and process customer orders, order from vendors, and work with the NFSS Journal editor and the Webmaster to update the Finch Shop Catalog as needed. New products must also be sought and recommended to the Board of Directors for approval. Said officer shall be responsible for the forwarding of funds and reports in a timely manner to the Treasurer. Any Society inventory must be maintained in good order and forwarded in a timely manner upon resignation or when a newly appointed director has been appointed.



# Finch and Softbill Save (FSS)

A Conservation Program Established by the  
National Finch and Softbill Society

---

Most finch and softbill species are not bred enough in the US and Canada, leading to a decline in the number of individual birds and bird species available today. A number of factors have contributed to this decline, including import restrictions, lack of motivation to breed these species, and difficulty finding other breeders with whom we can exchange bloodlines. Finch and Softbill Save strives to increase the number of captive-bred birds by sharing information that may lead to improved breeding success and by providing a way for breeders to work cooperatively.

## NEW - Finch and Softbill Save is Going Online!

Finch and Softbill Save is taking advantage of the web to make it easier to fulfill the program requirements and to improve our ability to analyze the data reported by participants. A web-based application is being developed that will allow participants to record their breeding results online along with observations about the environment and conditions that led to those results. The program will include the following features:

- **Annual reporting routines** will evaluate the data reported by participants and tally the statistics provided for each species. Such analyses offer a snapshot of the state of aviculture for each species and can lead to species profiles to assist our breeding efforts.
- **A studbook** will maintain the documented ancestral history of all birds in the program, providing pedigrees and tools to help ensure genetic diversity.
- Breeders of rare species can easily **network to exchange bloodlines** and expand flocks, without sacrificing each participant's **control over private information**.

## We Need You!

No conservation effort, no matter how well conceived and well designed, can succeed without participation from the avicultural community. You can help by joining FSS and sharing your results. All species of finches and softbills that can be legally kept in captivity in the US and Canada are included except zebra finches, society finches, gouldian finches, and java rice finches, which are already well-established. There is no fee to join, but you must be a member of the National Finch and Softbill Society.

## How to Join:

**NFSS:** Visit the NFSS website at [www.nfss.org](http://www.nfss.org).

**FSS:** Ensure your NFSS membership is current and join the Finch and Softbill Save Yahoo! group at: [http://pets.groups.yahoo.com/group/Finch\\_SoftbillSave/](http://pets.groups.yahoo.com/group/Finch_SoftbillSave/). Software development has just begun, but progress reports will be made to the Finch and Softbill Save Yahoo! group.

## For more information

Vonda Zwick (VondaFSfinchaviary.com)  
Finch & Softbill Saveogram Director  
611 Hingham Ln  
Schaumburg, IL

# AFFILIATED CLUBS

## CALIFORNIA

Central California Cage Bird Club ([www.mycbccbc.org](http://www.mycbccbc.org))

Meetings: 3rd Sun. of the month at 3800 Cornucopia Way #B, Harvest Hall, Modesto, CA 95358-9492 / Contact: Jane Perez at [janep.plymouth@gmail.com](mailto:janep.plymouth@gmail.com) or 209-245-3582

Finch Society of San Diego ([www.finchsocietyofsandiego.com](http://www.finchsocietyofsandiego.com))

Meetings: 4th Sun., 2-4 p.m. Poway Elks Club, 13219 Poway Road, Poway, CA 92064 / Contact: Sally Huntington—5634 Carnegie St., San Diego, CA 92122; 858-452-9423 [sdfinchsociety@gmail.com](mailto:sdfinchsociety@gmail.com)

West Coast Zebra & Society Finch Show ([www.efinch.com/show](http://www.efinch.com/show))

Meetings: No club meetings, show committee meeting in July.  
Contact: Sally Huntington, 5634 Carnegie St., San Diego, CA 92122  
858-452-9423

## COLORADO

Mountain States Avian Society ([www.msasbirds.org](http://www.msasbirds.org))

Meetings: 2nd Sat. 1 p.m. at Animal Central, 8308 Church Ranch Blvd., Westminster CO 80021 / Contact: Gary Morgan, 15341 Kingston St., Brighton, CO 80602; 303-659-9554 [burdmn@aol.com](mailto:burdmn@aol.com)  
NFSS Delegate: Jesse Avila, 7910 Greenland Road, Franktown CO 80116  
303-664-0399, [pjbavila@aol.com](mailto:pjbavila@aol.com)

## FLORIDA

Florida Canary Fanciers, Inc. ([www.floridacanaryfanciers.com](http://www.floridacanaryfanciers.com))

Meetings: 3rd Sun. every other month, 2:00 p.m., Perkins Restaurant, Davenport, FL / Contact: Ruth Ann Stearns 352-394-3668 or [ra.canary@gmail.com](mailto:ra.canary@gmail.com)

Suncoast Canary & Finch Club ([www.suncoastcanaryandfinchclub.com](http://www.suncoastcanaryandfinchclub.com))

Meetings: 1st Wed. of every month at 7p.m., Collingswood Animal Hospital, 1419 Collingswood Blvd, Port Charlotte, FL 33948  
Contact: [vetagator@yahoo.com](mailto:vetagator@yahoo.com)

## ILLINOIS

Greater Chicago Cage Bird Club ([www.gccbc.org](http://www.gccbc.org))

Meetings: 3rd Fri., except Nov & Dec, at 204 S. Villa Ave., Villa Park, IL 60181 / Contact: Robert Wild, 305 Grosvenor Ct., Bolingbrook, IL 60440  
630-980-4416, [wild@comcast.net](mailto:wild@comcast.net) or [secretary@gccbc.org](mailto:secretary@gccbc.org)

National Institute of Red Orange Canaries ([www.niroc.org](http://www.niroc.org))

Meetings: 4th Fri. monthly, Grace Evangelical Lutheran Church, Westchester  
Contact: [druprr@gmail.com](mailto:druprr@gmail.com)

Illini Bird Fanciers Inc. ([www.illinibirdfanciers.com](http://www.illinibirdfanciers.com))

Meetings: 4th Sun. of the month from Noon to 4 p.m. at 3233 Mathers Rd., Springfield, IL / Contact: Karen Williams at 217-391-4648 or [contact@illinibirdfanciers.com](mailto:contact@illinibirdfanciers.com)



# AFFILIATED CLUBS

## IOWA

**Mid America Cage Bird Society** ([www.macbs.org](http://www.macbs.org))

Meetings: 4th Sun., locations vary; Exceptions: No Nov. meeting.

Contact: President - John Thielking, 239-851-8132, [JThielking@comcast.net](mailto:JThielking@comcast.net)

## MARYLAND

**Baltimore Bird Fanciers** ([www.baltimorebirdfanciers.org](http://www.baltimorebirdfanciers.org))

Meetings: 3rd Sun., 2 p.m. at Towson Library, 320 York Rd., Baltimore, MD 21204 /

Contact: Christine Roberts, 11 Prettyboy Garth, Parkton, MD 21120

410-343-1807, [comteacher@yahoo.com](mailto:comteacher@yahoo.com)

## MICHIGAN

**Society of Canary & Finch Breeders** ([www.scfbmichigan.com](http://www.scfbmichigan.com))

Meetings: 3rd Sat. of month, location varies.

Contact: Mary Tarsitano 586-781-6429 or [mtarsitano@gmail.com](mailto:mtarsitano@gmail.com)

## MISSOURI

**Gateway Parrot Club** ([www.gatewayparrotclub.org](http://www.gatewayparrotclub.org))

Meetings: 3rd Sun., 2 p.m. at Varietees Exotic Bird Store, 60 Meramec Valley Plaza, Valley Park, MO 63088, (Exceptions: No meetings in June, Aug & Dec)

Contact: Christine A. Kinkade, 2412 Angela Dr., High Ridge, MO 63049

636-343-8097 [Boardmember2@GatewayParrotClub.org](mailto:Boardmember2@GatewayParrotClub.org) or

[President@GatewayParrotClub.org](mailto:President@GatewayParrotClub.org)

**Greater Kansas City Avicultural Society** ([www.gkcas.org](http://www.gkcas.org))

Meetings: 2nd Sunday of each month, 2-4 p.m.

Email: [gkcas@live.com](mailto:gkcas@live.com)

## NEW HAMPSHIRE

**Birds of a Feather Avicultural Society** ([www.boaf.com](http://www.boaf.com))

Meetings: 2nd Mon. at Villa Crest Retirement Home

Contact: Ray Schwartz, 19 Olde Common Dr., Atkinson, NH 03811;

603-362-6106 [President@BOAF.com](mailto:President@BOAF.com) or [Prismsdad@aol.com](mailto:Prismsdad@aol.com)

## NEW JERSEY

**Garden State Bird Association** ([www.gsbirda.com](http://www.gsbirda.com))

Meetings: 1st Fri. of each month, 7:30 p.m., 409 Route 1 & 9 South,

Elizabeth, NJ / Contact: Rui Goncalves, 908-868-1605

[ruigoncalves65@icloud.com](mailto:ruigoncalves65@icloud.com)

## NEW YORK

**Colorbred Canary Club of New York** ([www.newyorkcolorbredcanaryclub.com](http://www.newyorkcolorbredcanaryclub.com))

Meetings: 1st Sun. each month at 50-21 193 St., Fresh Meadows, NY

Contact: Jose Zelada, 20 N Goodwin Ave., Elmsford, NY 10523; 914-345-5707

[JZelada@optonline.net](mailto:JZelada@optonline.net)

**Kings County Canary Club**

Meetings: 3rd Sun., 5 Frank Ct., Brooklyn, NY 11229

Contact: Kathleen Guise Schaefer, 5 Frank Ct., Brooklyn, NY 11229

718-332-3413, [kanarykate@aol.com](mailto:kanarykate@aol.com)

**New York Finch & Type Canary Club**

Meetings: 2nd Sun. each month except July & August

Contact: [barstand@verizon.net](mailto:barstand@verizon.net)

## OREGON

**Columbia Canary Club** ([www.facebook.com/ColumbiaCanaryClub](http://www.facebook.com/ColumbiaCanaryClub))

Meetings: 1st Fri. of each month, 7:30 p.m., 409 Route 1 & 9 South,

Elizabeth, NJ / Contact: Sandra Gregory, 680 Douglas Avenue, NE, Gervais, Oregon 97026-7770

Email is [sfoote@pressdata.net](mailto:sfoote@pressdata.net) and phone is: 503-792-3582 or 503-310-3133

# AFFILIATED CLUBS

## PENNSYLVANIA

**Chester County Club** ([www.ccbirdclub.com](http://www.ccbirdclub.com))  
Meetings: 2nd Sun., E. Whiteland Township Bldg., Frazer, PA  
Contact: [info@ccbirdclub.com](mailto:info@ccbirdclub.com)

## TEXAS

**Alamo Exhibition Bird Club** ([www.aebc.org](http://www.aebc.org))  
Meetings: 4th Sun. at 2 p.m., Kirby Senior Center, San Antonio, TX  
Contact: [alamobirdclub@yahoo.com](mailto:alamobirdclub@yahoo.com)

**Canary & Finch Society** ([www.canaryfinchsociety.tripod.com](http://www.canaryfinchsociety.tripod.com))  
Meetings: 2nd Sun. at Sheraton Hotel, Houston, TX  
Contact: [windsong.hj41@gmail.com](mailto:windsong.hj41@gmail.com)

**Fort Worth Bird Club** ([www.fortworthbirdclub.com](http://www.fortworthbirdclub.com))  
Meetings: 2nd Sun. (except April & May) at Fort Worth Botanical Garden Center, 3220 University Dr. - North of I-30 in Fort Worth  
Contact: Cheryl Burns [fwbc@fortworthbirdclub.com](mailto:fwbc@fortworthbirdclub.com) or [thebirdmart@fortworthbirdclub.com](mailto:thebirdmart@fortworthbirdclub.com)

**Texas Bird Breeders & Fanciers Association** ([www.texasbirdbreeders.org](http://www.texasbirdbreeders.org))  
Meetings: March 29th & Nov 1st, Mayborn Convention Center, Temple, TX  
Contact: Barbara Irwin 817-572-6262

## WASHINGTON

**Cascade Canary Breeders Association** ([www.sites.google.com/site/cascadecanary](http://www.sites.google.com/site/cascadecanary))  
Meetings: 4th Sun. of the month in Woodinville (check website for more info)  
Contact: [dwhite3511@msn.com](mailto:dwhite3511@msn.com)

## CANADA

**Durham Avicultural Society** ([www.birdclub.ca](http://www.birdclub.ca))  
Meetings: 2nd Tues of every month; Sept-June at Ajax Rotary Park Pavilion, 151 Lake Driveway W., Ajax, ON 4S 7J1 / Contact: Karen Smith, PO Box 4, Pickering, ON LIV 2R2; 905-839-2157  
Email: [Karen.Smith@sunnybrook.ca](mailto:Karen.Smith@sunnybrook.ca)

**Essex-Kent Cage Bird Society** ([www.essexkentcbs.com](http://www.essexkentcbs.com))  
Meetings: Member homes, Windsor, Ontario  
Contact: Julianne Mion 519-948-6398; [julianne@mnsi.net](mailto:julianne@mnsi.net)

**Budgerigar & Foreign Bird Society** ([www.bfbsbirdclub.com](http://www.bfbsbirdclub.com))  
Contact: [bfbs\\_editor@yahoo.com](mailto:bfbs_editor@yahoo.com)

## PUERTO RICO

**Asociacion de Criadores de Finces, Inc.** (Search for us on Facebook!)  
Meetings: 7 p.m., Tue., Las Catalinaís Mall, Food Court Area  
Contact: Juan Alicea, 12203 Urb Serenna, Los Prados, Apt. L-302, Caguas, PR 00727; 787-479-7405; [juanalicea@yahoo.com](mailto:juanalicea@yahoo.com)

## **THE NFSS IS PROUD TO AFFILIATE WITH THE FOLLOWING ORGANIZATIONS:**

**American Federation of Aviculture** ([www.afabirds.org](http://www.afabirds.org))  
P.O. Box 91717, Austin, TX 78709

**Avicultural Society of America** ([www.asabirds.org](http://www.asabirds.org))  
Contact: Steve Duncan, P.O. Box 3161, San Dimas, CA 91773  
Founded in 1927, this is the oldest aviculture society in the US

**National Animal Interest Alliance** ([www.naiaonline.org](http://www.naiaonline.org))

**Pet Industry Joint Advisory Council** ([www.pijac.org](http://www.pijac.org))

# 2014 JUDGES PANEL

4TH VICE PRESIDENT - JUDGES PANEL / STANDARDS / RESEARCH  
VINCE MOASE - JUDGESPANEL@NFSS.ORG

## **NIZAM ALI**

135-11 114th St.  
South Ozone Park,  
NY 11420  
718-835-8590  
917-327-1438

## **LAURA BEWLEY**

3538 S. 65 W. Ave.  
Tulsa, OK 74107  
918-446-3999  
lbewley@yahoo.com

## **ALFREDO M. BRUGUERAS**

174 CR 2317  
Mineola, TX 75773  
903-569-6979  
elmaridodealba@yahoo

## **CLARENCE CULWELL**

250 Horseshoe Dr.  
Springtown, TX 76082  
817-220-5568  
coculwell@verizon.net

## **DR. AL DECOTEAU**

P.O. Box 546  
Hollis, NH 03049  
603-878-3435  
spbe1@aol.com

## **KENNETH GUNBY**

3692 Mandarin Woods  
Dr. N  
Jacksonville, FL 32223  
904-403-3078  
gunbybird2@aol.com

## **ANNETTE (HOWARD) JERMOLENKO**

1234 Conser Drive  
Salem, OH 44460  
44460Howardaj78  
@yahoo.com  
(234)564-5964

## **SALLY HUNTINGTON**

5634 Carnegie St.  
San Diego, CA 92122  
858-452-9423  
sallych@san.rr.com

## **ARMANDO LEE**

2146 SW 2nd Court  
Cape Coral, FL 33991  
239-462-2998

## **VINCE MOASE**

1078 Roundelay Ct.,  
Oshawa, ON,  
L1J 7R7, Canada  
905-723-1978  
vkmoase@rogers.com

## **BOB PEERS**

535 W. 61st St., Apt. D  
Westmont, IL 60559  
Phone/Fax: 630-740-7389  
r.peers@comcast.net

## **LAURA TINKER**

31 Grape Hollow Road  
Holmes, NY 12531  
845-855-2662  
LKTinker@comcast.net

## **CHRISTINE VORONOVITCH**

38 Liberty St.  
Manchester, CT 06040  
860-649-8220  
lbtybeagle@aol.com

## **LAURA WATKINS**

PO Box 666  
Banning, CA. 92220  
951-453-7671  
lwatkins6108@gmail.com

## **JERRI WIESENFELD**

2379 Water Bluff Dr.  
Jacksonville, FL 32218  
904-612-6896  
jerrisjvas@aol.com

Interested in Becoming  
a NFSS Judge?



Contact  
Vince Moase  
judgespanel@nfss.org

# NFSS BOARD OF DIRECTORS AND APPOINTED OFFICERS

## **PRESIDENT**

Rebecca Mikel  
13779 US 12 E  
Union, MI 49130  
president@nfss.org

## **PAST PRESIDENT**

John Wilson  
San Francisco, CA 94110  
pastpresident@nfss.org

## **1ST VICE PRESIDENT**

Sally Huntington  
afadelegate@nfss.org  
1stvp@nfss.org

## **2ND VICE PRESIDENT**

John Wilson  
San Francisco, CA 94110  
2ndvp@nfss.org

## **3RD VICE PRESIDENT**

Scott Golden  
3rdvp@nfss.org

## **4TH VICE PRESIDENT**

Vince Moase  
1078 Roundelay Ct  
Oshawa, ON L1J 7R7  
905-723-1978  
judgespanel@nfss.org

## **FINCH & SOFTBILL SAVE DIRECTOR**

Scott Golden  
3rdvp@nfss.org

## **AFFILIATE/AWARDS DIRECTOR**

Laura Bewley  
affiliations@nfss.org

## **AFA DELEGATE**

Sally Huntington  
afadelegate@nfss.org

## **LEG BAND DIRECTOR**

Paula Hansen  
2234 Juneau Ct  
Salem, OR 97302  
bands@nfss.org

## **PRESIDENT EMERITUS**

William Parlee  
860-56-0200  
presidentemeritus@nfss.org

## **REGION 1 VP**

Julie Lawson  
region1vp@nfss.org

## **REGION 2 VP**

Javier Perez  
Tampa, FL 33625  
region2vp@nfss.org

## **REGION 3 VP**

Susan Stieve  
Columbus, OH  
614-205-3755  
Region3vp@nfss.org

## **REGION 4 VP**

Cheryl Burns  
336 S. Pearson Lane  
Keller, TX 76248  
(H) 817-337-7492  
(C) 817-445-2016  
region4vp@nfss.org

## **REGION 5 VP**

Doug White  
13013 311th Ave  
Sultan, WA 98240  
Region5vp@nfss.org

## **EXECUTIVE SECRETARY**

Janet Edmonds  
13509 3rd Street  
Yucaipa, CA 92399  
909-795-1582  
execsecretary@nfss.org

## **FINCH SHOP MANAGER**

finchshop@nfss.org

## **TREASURER**

Lisa R. Murphy  
918 Georgia Ave  
Etowah, TN 37331  
treasurer@nfss.org

## **ADVERTISING/ PROMOTIONS MANAGER**

Amber Kincheloe  
2417 Bonita St  
Carlsbad, NM 88220  
daydreamin63@hotmail.com  
advertising@nfss.org

## **MEMBERSHIP DIRECTOR**

Brianna McCauley  
Lacombe, LA  
985-774-6408  
brianna.m.mccauley@gmail.com  
membership@nfss.org

## **MODERATOR: NFSS FORUMS**

John Wilson  
pastpresident@nfss.org

## **NFSS WEBMASTER**

webmaster@nfss.org

## **LEGISLATIVE LIAISON**

legis@nfss.org

## **JOURNAL EDITOR**

Chelsea Gitzen  
Tacoma, WA 98418  
509-724-0107  
editor@nfss.org