



# NATIONAL FINCH & SOFTBILL SOCIETY

Volume 31, No. 1  
Jan - Feb 2014

THE JOURNAL OF THE NATIONAL FINCH AND SOFTBILL SOCIETY



**SUPPLEMENTAL HANDFEEDING FINCHES**

**PLANTS IN AVIARIES**

**STRAWBERRY FINCHES**

*For Cage Birds & Wild Birds...*



# EarlyBird Nyger<sup>TM</sup>

**AMERICAN GROWN  
LIVE NIGER BIRDSEED**

*Live Seed For Live Birds!*<sup>TM</sup>

Wild Bird Food: A favorite high energy food, feed  
EarlyBird Nyger<sup>TM</sup> year round.

Cage Birds: EarlyBird Nyger<sup>TM</sup> can be fed sprouted or  
dry either ad-lib or as part of your own seed blend.

Ingredients: Niger (*Guizotia abyssinica*)

Guaranteed Analysis
Minimum Protein 23.5 %
Minimum Crude Fat 32 %
Maximum Crude Fibre 19 %
Maximum Moisture 11 %

EarlyBird Nyger<sup>TM</sup> seed  
contained in this product is  
protected by USDA Plant  
Variety Protection  
Number 9900412 and USDA  
Plant Variety Protection  
Application Number 200500140.

**American Niger Seed Company<sup>TM</sup>**

**(877) 346-2433**

**www.nyger.com**





exploring  
new ideas




perfecting  
exotic  
animal  
nutrition

We know you  
take them seriously,  
which is why  
we take their  
nutrition seriously.



Exotic animal nutrition  
is our business.

For over 20 years,  
we've collaborated with  
zoo and exotic animal  
professionals to conduct  
extensive research to  
improve nutrition of exotic  
species. Our products are  
proven to support the  
health and longevity of  
exotic animals.



Sign up for our  
newsletter today at  
**MAZURI.COM/NFS14**  
and be the first to  
learn about:

- **Latest Product Information**
- **Product Promotions**
- **Tradeshows & Events**



**Mazuri**<sup>®</sup>  
A World of Good Nutrition

# NFSS MISSION STATEMENT

The National Finch and Softbill Society is dedicated to promoting the enjoyment of keeping and breeding Finches and Softbills to all interested parties, enhancing our knowledge of the proper care of these birds, encouraging breeding programs, and working with other organizations for the preservation of aviculture in this country.

JOURNAL OF THE NATIONAL FINCH AND SOFTBILL SOCIETY

918 Georgia Ave. • Etowah, TN 37331

Published Bi-monthly by NFSS

**Submitting Materials for Publication.** All materials should be submitted to the editor, at [editor@nfss.org](mailto:editor@nfss.org). NFSS reserves the right to edit and/or reject all written, photographic, and advertising materials submitted. With the exception of advertising, deadlines are the 15<sup>th</sup> day of November, January, March, May, July, and September for the following issue.

**Editorial Policy.** NFSS-affiliated clubs have permission to reprint all articles and photos, with the following exceptions: articles and photos with either a © (copyright symbol) or **“All Rights Reserved”** require the copyright owner’s permission. All **“Reprinted by Permission of”** articles require written permission from the originating source.

Opinions expressed or facts reported in articles and published in the Journal do not necessarily reflect the view of the Editor, NFSS, or the Board of Directors. Advertisements published in the Journal *do not imply endorsement by NFSS. NFSS assumes no responsibility for advertisers’ claims or the quality of their products and services.*

**Journal and NFSS Dues.** New memberships and late renewals (expired memberships) received by the 15<sup>th</sup> day of any month immediately preceding a journal issue will receive six consecutive issues, beginning with the issue immediately following the month they joined. For dues received after these cutoff dates, the first issue will be one issue later. Cutoff dates to receive the next published issue are as follows: the 15<sup>th</sup> day of December, February, April, June, August, and October.

**PASSWORD TO ACCESS JOURNAL ARCHIVES**

[www.nfss.org](http://www.nfss.org), ENTER *clearwing2012*

# TABLE OF CONTENTS

President's Message Rebecca Mikel	4
Board of Directors Meeting - 4th Quarter 2013	5
Fostering, Hand-Feeding, and Bumping up chicks with Hand Feeding Kristen Reeves	6
Finch Census - Tear-Out and Mail Form	13-21
Plants in Aviaries Kendra Moase	22
Strawberry Finches Kendra Moase	24
NFSS Affiliated Clubs	27
NFSS Judges Panel	30
NFSS Board of Directors and Appointed Positions	31
NFSS Leg Band Order Form	32

Cover photo: Strawberry Finch ©Vince Moase

## **ADVERTISING RATES**

### **PLEASE NOTE AD SIZES**

<b>Centerfold</b> (2 center pages, when available)	\$180.00/issue; \$900.00/year
<b>Cover</b> (back, when available), 5" x 4"	\$90.00/issue; \$450/year*
<b>Covers</b> (inside, when available), 5" x 8"	\$90.00/issue; \$450/year*
<b>Full Page</b> , 4.5" x 8"	\$60.00/issue; \$306.00/year*
<b>Half Page</b> , 4.5" x 4"	\$40.00/issue; \$204.00/year*
<b>Quarter Page</b> , 4.5" x 2"	\$20.00/issue; \$102.00/year*

\* year = any 6 *consecutive* issues; does not always run January-December

### **DEADLINES FOR SUBMITTING ADS**

***ALL ADS MUST BE RECEIVED TWO MONTHS PRIOR TO PUBLICATION***

Jan/Feb issue must be received by November 1 • Mar/Apr issue by January 1

May/Jun issue by March 1 • Jul/Aug issue by May 1

Sep/Oct issue by July 1 • Nov/Dec issue by September 1

**FOR MORE INFORMATION, CONTACT JOURNAL EDITOR**

***EDITOR@NFSS.COM***



## **President's Message**

**Rebecca Mikel**

Happy New Year!

I'd like to start the new year by welcoming new and returning BOD members to the 2014-2015 term - we continue to have a strong group of dedicated aviculturalists on the Board of Directors. Contact information for each is available on the NFSS website as well as published in each issue of the Journal.

There are literally thousands of "hobby groups" across the planet – each catering to groups of persons with similar passions. Involvement in any one of those groups brings the obvious benefit of the wealth of knowledge available from fellow members. For those of us involved with the NFSS, we can tap into that knowledge through a simple conversation on the forum or by picking up an issue of the Journal.

Yet, as I begin my new role as President of the Society, I find myself reflecting on the additional benefits – benefits I assume are not unique just to the NFSS. I suspect each of us joined initially because of our interest in the hobby; but I wonder if any of us realized when submitting that first membership application form what a strong sense of "community" we would eventually become part of or the lasting friendships we would form? Our passion for the birds we work with brings us together – but the friendships grow far beyond that. As I think of those I count as my "best" friends – I realize most of them are people I never knew prior to my initial NFSS membership application!

I'm proud to be a part of this Society, humbled to have been elected to be a part of the leadership, and confident in the abilities of the current Board. Each brings a unique set of skills, all necessary for making sure the "business" end of this society is well attended to. I'm looking forward to the next two years as your President and sincerely hope you reach out and get to better know any one (or more!) of our NFSS members. We're a great flock to be a part of!

Rebecca Mikel  
NFSS President



# NFSS 4th QUARTER 2013 BOD Meeting

Meeting started at NCBS in Tulsa, OK with discussion regarding recognition of AOA speakers, proposed 2014 budget, new bands, suggestions for increasing membership

## GENERAL ELECTION RESULTS

President: Rebecca Mikel  
1st VP : Sally Huntington  
2nd VP: John Wilson  
3rd VP: Scott Golden  
4th VP: Vince Moase  
Secretary: Janet Edmunds  
Treasurer: Lisa Murphy  
Finch Shop: Sharon Dvorak  
Bands: Paula Hansen  
Membership: Tiffany Park  
Awards/Affiliations: Jody Lewis  
Region 1 VP: Julie Lawson  
Region 2 VP: Cecil Gunby  
Region 3 VP: Jason Crean  
Region 4 VP: Cheryl Burns  
Region 5 VP: Doug White  
AFA: Sally Huntington  
Legislative: Roland Cristo  
Past President: John Wilson  
Website: Cecile Aguilera  
President Emeritus: Bill Parlee  
Editor and Advertising – both remain open

## NCBS PLACEMENTS - Judge Cecil Gunby

1st - Forbes/Sally & Vince Huntington  
2nd – Lightback Zebra /Sally & Vince Huntington  
3rd-Society – Cheryl 7 Leland Burns  
4th: Masked Grassfinch (pair)  
Sally & Vince Huntington  
5th: Crimson Pileated  
Rebecca Mikel – Andrew Green  
6th: Masked Grassfinch /Sally & Vince Huntington  
7th: Society/Cheryl & Leland Burns  
8th: Yellow Face Star/Helen Hoffman  
9th: Diamond Dove/Cheryl & Leland Burns  
10th: Blue Faced Parrot Finch /Demetrius Duros  
Val Clear Best Softbill: Speckled Tanager/  
Rebecca Mikel & Andrew Green  
Bill Parlee/Best Finch: Forbes Parrot Finch/  
Sally & Vince Huntington  
Best Unflighted: Society/Cheryl & Leland Burns  
2nd Best Unflighted: Pair Masked Grassfinches/  
Sally & Vince Huntington

3rd Best Unflighted:

Diamond Dove/Cheryl & Leland Burns  
Best Novice: Helen Hoffman – Star,  
Dimitrios Duros – Blue Faced Parrot Finch  
Best Junior: Abby Burhams – CFW Zebra

## YEAR END EXHIBITION & OTHER AWARDS

NARA: Scott Golden/Parrot Finches  
High Point Flighted: Chocolate Society  
Cheryl & Leland Burns  
High Point Unflighted: Fawn Society  
Cheryl & Leland Burns  
Champion Exhibitor: Cheryl & Leland Burns,  
Susan Steive  
Service Awards: Gerta Noble/Editor; Michael  
Gravelly Regional VP, Vonda Zwick/3rd VP

- Bank Balance 7/1/13: \$33,465 72,  
9/30/13: \$35,440 63
- Proposed 2014 Budget approved
- Total Membership - 428
- Bands display made by Paula Hansen and utilized at NCBS was a bit "hit"
- Approved "bundling" of awards sold to clubs to address high postage costs
- Approved increase of NFSS plaque prices by \$1
- Reviewing options for new closed bands with laser printing
- Laura Watkins approved as new NFSS Panel Judge
- Katie Goins appointed to Advertising position
- Plaque prices will increase from \$28 to \$29
- Brian Mandarich submits resignation as NFSS Panel Judge
- BOD approves the following 3 judges names be presented to NCBS Board for 2014 NFSS Division – Ken Gunby, Vince Moase, Bob Peers
- BOD approves one (1) year NFSS membership be given to AOA presenters
- Updates of NFSS DVD's is complete and they are available through FinchShop
- Katie Goins appointed to "Advertising" position
- Paula Hansen continues work on lineage and DNA testing project with Kathryn Rodriguez/Venezuela & Smithsonian Institute Research Center "Donation" button added to NFSS Website
- NFSS discontinues "match" program with Save the Gouldian Fund Button allowing individual donations to be made remains available

# Fostering, Hand Feeding, and Bumping Up Chicks with Hand Feeding Formula

Kristen Reeves

I understand fostering can be a contentious subject. Everyone has an opinion and their reasons for believing it is justifiable, and discussion on the subject can elicit some pretty strong responses. I know why I don't like fostering and why I only use fosters in extreme emergencies. In this article, I'll attempt to explain that reasoning, how I've come to my conclusions, and what I do instead of fostering.

My bird room is as much a giant science project as it is a home for my birds – my birds are my pets, my children, my babies – and are treated as such. And as I have done with my human children, I have spent years recording every aspect of my birds' lives - from the size and weight of each egg laid all the way through adulthood and beyond.

Recording this information not only helps me to better identify nutritional success

or shortfalls, but helps me to tweak genetic lines and learn “what” makes my birds tick and “why” they respond the way they do. I form correlations from this data and, among other things, can use it to select better pairs for breeding. Using this information, and after years of measuring and recording crop contents and noting the difference between a foster raised chick and a parent raised chick, I've come to the conclusion that if parents aren't able or refuse to feed their chicks, a same-species foster pair is a better option when available, or hand-feeding is better than using Societies or other species.

It should be noted that I raise mainly Australian species with a handful of African species. I have only recorded results from these species. I cannot say this information is true for any species I do not currently keep or have kept. However, my records for the species I have kept have shown consistent results.

For instance, it has been my experience that a Society finch may well care for a Gouldian chick and do a fine job of stuffing that chick to the brim with seed. However, if you were to compare the crop contents of a parent raised chick to a chick of the same age under Societies, you will notice a huge difference. Gouldians tend to feed crop milk far longer than Societies – on average, 5-7 days.



*These Shafttail chicks are being fed inconsistently by their parents. I am “bumping” them up with hand feeding formula.*



# PARADISE EARTH

Birds, Products, & Premium Feed




## Softbills & Finches IN STOCK NOW:

- Paradise Tanagers
- Bearded Barbets
- Red-legged Honeycreepers
- Owl Finches
- Purple Grenadiers

We Proudly Offer our Paradise Earth  
**PREMIUM FINCH BLEND**, & now our  
**SOFTBILL DIET**.

Our premium diets are complete feeds,  
specifically designed for the dietary needs  
of finches and softbills.



Ask about  
our

**BIRD  
GUARANTEE!**

We have worked diligently over the past several years on  
our special feeds, which include **Dried Insects, Bee  
Pollen, Vitamins, Dried Fruits, & Dried Vegetables.**

*Feed your birds our Paradise Earth  
Premium Feed & see improved  
feathers, breeding & overall health.*

Buy Softbills, Finches and our Premium Feeds online at  
**[www.BirdProduct.com](http://www.BirdProduct.com)**


while Societies usually only feed crop milk for the first 1-2 days, then stuff the chicks with seed (usually millet) And while those Societies may well be feeding those chicks, the chicks in my aviary do not flourish under Societies. It has been my experience that Gouldian chicks cannot process whole seed as easily as they can crop milk Foster raised chicks tend to be soft in muscle and shaggy in feather because they could not fully process the food they were fed They are not as robust as a parent raised chick

Societies also tend to wean sooner than Gouldian parents All chicks lose some weight from the time they fledge to the time they wean as they learn to feed themselves In the case of Society raised chicks, they tend lose on average 1-2 full grams more than a parent raised chick Society raised Gouldians usually then go on to raise their own chicks in the same manner – stuffing them full of millet instead of crop milk, producing softer chicks that are not as robust It is not something I like to see I have other reasons for not fostering under Societies, but in my humble opinion, this is the most important. I'm interested in quality, not quantity, and will accept smaller clutches of parent raised or same-species fostered birds over larger numbers of Society raised ones every day of the week It's simply a matter of preference

Luckily for me, 99% of my birds of all species will self raise their chicks Occasionally, pairs that were paired too young or those who were wild caught and skittish will abandon, toss, or just not feed their chicks. For chicks who've been completely abandoned or tossed, I will hand feed exclusively as long as I have the time to do so If I won't have time or will be gone a lot, I WILL use Societies and prefer a pair of cocks as opposed to any hens It has been my experience that Society hens who have raised their own chicks don't foster as well as those who haven't, and in most cases, the cock is almost always the better parent – more attentive to the chicks' needs

I prepare my Societies ahead of time by offering them a good breeding diet and a nest with dummy eggs at the same time I prepare my other species I run them through Ronivet 12% one week before the eggs I suspect will need to be fostered will hatch and scan their droppings under the microscope for any other signs of illness or infection I set them up in a breeding cage that is identical to the pair I expect to have to foster, and feed them the same foods I want them to feed the species they will foster One week after the eggs hatch, I run the Societies through a second round of Ronivet 12% to be sure no protozoa are present to affect the chicks Protozoa is commonly found in Societies It does not usually affect them or their own chicks, but can quickly kill chicks of other species if not properly controlled. If the Societies ARE needed, they've been prepared to the best of my ability

But for those parents who don't toss, I prefer to leave the chicks with them They might not feed the chicks or will feed inconsistently, but they are the perfect incubator In such instances, I will bump those chicks up with hand-feeding formula, and in many cases, the screaming of chicks as they grow entices those



Now available at [ladygouldian.com](http://ladygouldian.com)

The newest MASTERWORK by

**RUSSELL KINGSTON**

The book has over 520 pages, weighs approx. 5.4 pounds and measures 8.5 by 12 inches.

**THE FINCH... a Breeder's Companion**

Covers 70 species using 400 color photos.  
Closely related species are treated separately,  
But are grouped together in 25 chapters.

**\$129.95**

**10% discount for NFSS members**

**Available  
at  
770-939-4531**

*Laraine's*  
**ladygouldian.com**  
*defying the myth of fragile gouldians*

parents to feed the chicks themselves! In most cases here, once a set of parents feeds their own chicks once, they continue to feed successive clutches without issue. It's a win-win situation for my aviary.

When I say "bump up", I mean to supplement any parent feedings with hand feeding formula. If the parents are not feeding at all and are merely keeping the chicks warm, I will hand feed exclusively. But when they are inconsistent feeders, I find supplementing the chicks goes far to keep them healthy and alive. In the early days, I will check the nest often to gauge how quickly their crops are emptying. Feeding times will depend upon the parents. If they are feeding a little, chicks are supplemented every few hours. If they are not feeding at all, chicks are fed "on demand" when their crops are empty, or nearly so. That could be anywhere from every 15 minutes to every 30 minutes for the first few days depending on how quickly the crops empty. If parents are keeping the chicks warm, newly hatched chicks should have empty crops within no more than 30 minutes. As their crops expand with each feeding, these times will fall farther apart.

When mixing formula, I take into account the age of the chicks. A parent bird instinctively knows when and how much to feed a chick, but as a human, I must use my best judgment. Watching closely every chick of every species from hatch to adulthood, I've noticed that not all species will immediately feed the instant a chick has hatched. In some cases, they will not feed for up to two days. It has been said a chick will live off the yolk remaining in its belly until it is absorbed. And while that may be true, dehydration is a factor that must be taken into account, especially if your breeding season is in the winter and the furnace is running. If parents aren't feeding at all, the biggest issue you'll face is dehydration in the chicks. A dehydrated chick will go downhill quickly, refuse to raise its head to feed, and eventually die of dehydration and/or starvation. Thus here, the first day of formula is mixed so thin that it is almost entirely water. There is just enough formula in it to keep the chicks hydrated, but not enough nutrition to stop the absorption of the yolk if still present.

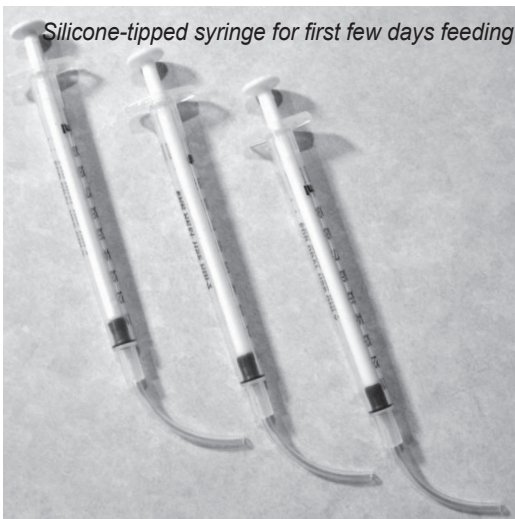
By the second day, the formula is mixed at a consistency that is thicker – like tomato soup - but still very thin. In most cases, by the time the chicks are 5 days old, formula may be mixed to a hefty consistency that will stick to any implement used to feed them.

Something that is of great importance when mixing the formula is to make sure you've allowed it to absorb as much of the water as it can hold before feeding. This can take as long as 10 minutes (some take less), depending on the brand of formula you are using. Finer ground formulas tend to take longer to absorb than those with larger grain. Improperly mixed formula can cause crop impactions. If not allowed to absorb the water, it will expand in the crop and harden. If parents are feeding at all, seed combined with hardened formula in the crop will eventually kill a chick. It will effectively starve to death, no matter how much formula you pump into it. I have run crop washes to attempt to dislodge any impacted formula.



or “stuck” seed with varied success. It is a dangerous procedure and is not always successful. It is not something I recommend for those who have little experience performing crop washes.

When mixing formula, I add a tablespoon of formula to a dish, then add mere drops of hot water to it and mix until I have all lumps out and bring it to a smooth consistency. The amount of water added will depend on the brand of formula you are using – they all respond differently. Here, I use Vetafarm’s Neocare. It has a slightly higher protein content that seems to work better for Gouldians and insectivorous African species. The formula will cool as you mix, but it will still be warm enough to feed to the chicks by the time the mixing is complete. On days that I am offering supplements in the drinking water, I mix those same supplements with hot water and use it to mix the formula for the chicks. I keep a dish of KD Cleanser at disinfectant strength prepared to clean the syringe after each use.



Once I have the consistency I want, I then pull the nest from the cage and feed the chicks. I do not reheat the formula each time I feed the chicks. Room temperature (typically between 65-70) is fine as long as the chicks will be warmed once they finish eating – whether it be in a brooder, under foster parents, or under their own parents. As long as there is no obvious sign of illness in the chicks, I WILL use the same syringe to feed an entire clutch. However, if I am feeding more than one clutch of chicks, I use a different syringe for every clutch I am feeding.



I keep a dish of hot water nearby to rinse the syringe each time I fill it. This prevents messes in the nest, and tends to keep food off the faces of the chicks. I do keep cotton buds handy to wipe excess formula from their faces if necessary. One of the hazards of hand feeding chicks is that formula hardens quickly on their beaks, in the crevices of

any nodules on the sides of their faces, and in the nostrils if not wiped away I've seen infections crop up from improperly cleaned faces – on Gouldians specifically, where the nodules are present on either side of the beak. But I've also seen infections in the nostrils of several other species



Same Shafttail chicks in previous photo with an unexpected Gouldian hatchling

not at all flexible. It offers more control for larger chicks who like to bob up to meet the syringe to be fed. As they age, I allow them to come up to the syringe. A simple tap on the beak usually sends them into a frenzy, and they eagerly bob up. Care must be taken, however. Many chicks will attempt to ram that feeding tip directly into their own crop. Damage can be done to the crop if complete control is not utilized. A punctured crop CAN heal, but it will usually mean the death of the chick. I try to avoid direct crop feeding unless absolutely necessary.

Each chick is fed so that its crop never expands beyond the size of its head. Initially, newly hatched chicks must be fed literally one drop at a time. As their crops expand, more formula may be fed – but never so much that the crop expands beyond the size of the chicks head. Doing so may allow the formula to harden in the crop because it will not empty fast enough. A day old chick will take no more than one or two drops at each feeding, while a 3-5 day old chick may take as much as 2 ml (cc). By the time they are feathered, most Gouldian chicks will take a full 2ml (cc) of formula or more, depending on the size of the chick. You'll need to use your best judgment to decide how much each chick will need at each feeding.

In conclusion, fostering chicks is an option I'd personally prefer to avoid but will do in emergency situations. Even when fostering, hand feeding formula may be used to “bump up” fostered chicks or chicks fed poorly by the parents. Doing so can mean the difference between strong, healthy chicks and those who are soft, shaggy, and weak.



Species - Finches	Cocks	Hens	Unsexed	Breeding (Y/N)
African Citril ( <i>Serinus citrinelloides</i> )				
African Silverbill ( <i>Lonchura cantans</i> )				
Black And White Mannikin ( <i>Lonchura bicolor</i> )				
Black And White Seedeater ( <i>Sporophila luctuosa</i> )				
Black Siskin ( <i>Carduelis atrata</i> )				
Black-bellied Firefinch ( <i>Lagonosticta rara</i> )				
Black-cheeked Waxbill ( <i>Estrilda erythronotos</i> )				
Black-crowned Waxbill ( <i>Estrilda nonnula</i> )				
Black-faced Firefinch ( <i>Lagonosticta larvata</i> )				
Black-headed Nun ( <i>Lonchura malacca atricapilla</i> )				
Black-headed Siskin ( <i>Carduelis notata</i> )				
Black-rumped Waxbill ( <i>Estrilda troglodytes</i> )				
Black-winged Bishop ( <i>Euplectes hordeacea</i> )				
Blue-billed (African) Firefinch ( <i>Lagonosticta rubricata</i> )				
Blue-breasted Cordon Bleu ( <i>Uraeginthus angolensis</i> )				
Blue-capped Cordon-bleu ( <i>Uraeginthus cyanocephalus</i> )				
Blue-faced Parrotfinch ( <i>Erythrura trichroa</i> )				
Brimstone Canary ( <i>Serinus sulphuratus</i> )				
Bronze-winged Mannikin ( <i>Lonchura cucullata</i> )				
Brown Twinspot ( <i>Clytospiza monteiri</i> )				
Canary ( <i>Serinus canaria</i> )				
Chaffinch ( <i>Fringilla coelebs</i> )				
Cherry Finch ( <i>Neochmia modesta</i> )				
Chestnut-bellied Seedeater ( <i>Sporophila castaneiventris</i> )				
Chestnut-breasted Mannikin ( <i>Lonchura castaneothorax</i> )				
Chinese Grosbeak ( <i>Eophona migratoria</i> )				
Combassou ( <i>Vidua chalybeata</i> )				
Crimson-winged Pytilia ( <i>Pytilia phoenicoptera</i> )				
Cuban Melodious Finch ( <i>Tiaras canora</i> )				
Cutthroat Finch ( <i>Amadina fasciata</i> )				
Diamond Firetail ( <i>Stagonopleura guttata</i> )				
European Goldfinch ( <i>Carduelis carduelis</i> )				
European Greenfinch ( <i>Carduelis chloris</i> )				
European Serin ( <i>Serinus serinus</i> )				
European Siskin ( <i>Carduelis spinus</i> )				
Five-colored Munia ( <i>Lonchura quincolor</i> )				
Goldbreasted Waxbill ( <i>Amandava subflava</i> )				
Golden Song Sparrow ( <i>Passer luteus</i> )				
Gouldian Finch ( <i>Chloebia gouldiae</i> ) Mutation: Normal Body				
Gouldian Finch ( <i>Chloebia gouldiae</i> ) Mutation: Blue Body				
Gouldian Finch ( <i>Chloebia gouldiae</i> ) Mutation: Dilute Body				
Gouldian Finch ( <i>Chloebia gouldiae</i> ) Mutation: Pastel Body				
Gouldian Finch ( <i>Chloebia gouldiae</i> ) Mutation: Silver Body				
Gouldian Finch ( <i>Chloebia gouldiae</i> ) Mutation: Yellow Body				
Gouldian Finch ( <i>Chloebia gouldiae</i> ) Mutation: Other Body Color				
Grand Mannikin ( <i>Lonchura grandis</i> )				
Green Singer ( <i>Serinus mozambicus</i> )				
Green-backed Twinspot ( <i>Mandingoa nitidula</i> )				
Green-winged Pytilia ( <i>Pytilia melba</i> )				
Grey Singer ( <i>Serinus leucopygius</i> )				
Grey-crowned Mannikin ( <i>Lonchura nevermanni</i> )				
Grey-headed Mannikin ( <i>Lonchura caniceps</i> )				
Grey-headed Silverbill ( <i>Lonchura griseicapilla</i> )				
Heck's Shafftail ( <i>Poephila acuticauda hecki</i> )				
Indian Silverbill ( <i>Lonchura malabarica</i> )				
Jacarini Finch ( <i>Volatinia jacarini</i> )				
Jameson's Firefinch ( <i>Lagonosticta rhodopareia</i> )				
Japanese Grosbeak ( <i>Eophona personata</i> )				
Java Rice Finch ( <i>Padda oryzivora</i> )				
Lavender Finch ( <i>Estrilda caerulescens</i> )				
Lemon-breasted Canary ( <i>Serinus citrinpectus</i> )				
Linnet ( <i>Carduelis cannabina</i> )				
Madagascar Mannikin ( <i>Lonchura nana</i> )				
Magpie Mannikin ( <i>Lonchura fringilloides</i> )				
Masked Grassfinch ( <i>Poephila personata</i> )				
Napoleon Weaver ( <i>Euplectes afra</i> )				
Orange Bishop ( <i>Euplectes orix franciscana</i> )				
Orange-cheeked Waxbill ( <i>Estrilda melpoda</i> )				
Orange-winged Pytilia ( <i>Pytilia afra</i> )				
Owl Finch ( <i>Taeniopygia bichenovii</i> )				
Owl Finch - Black Rumped ( <i>Taeniopygia bichenovii annulosa</i> )				
Painted Firetail ( <i>Emblema picta</i> )				
Paradise Whydah ( <i>Vidua paradisaea</i> )				
Parson Finch ( <i>Poephila cincta</i> )				

Species - Finches ( <i>continued</i> )	Cocks	Hens	Unsexed	Breeding (Y/N)
Peales Parrotfinch ( <i>Erythrura pealii</i> )				
Peruvian Meadowlark ( <i>Sturnella bellicosa</i> )				
Peters' Twinspot ( <i>Hypargos niveoguttatus</i> )				
Pin-tailed Nonpareil ( <i>Erythrura prasina</i> )				
Pin-tailed Whydah ( <i>Vidua macroura</i> )				
Purple Grenadier ( <i>Uraeginthus ianthinogaster</i> )				
Quail Finch ( <i>Ortygospiza atricollis</i> )				
Red Siskin ( <i>Carduelis cucullata</i> )				
Red-billed (Senegal) Firefinch ( <i>Lagonosticta senegala</i> )				
Red-billed Firefinch ( <i>Lagonosticta senegala ruberrima</i> )				
Red-capped Cardinal ( <i>Paroaria gularis</i> )				
Red-cheeked Cordon-bleu ( <i>Uraeginthus bengalus</i> )				
Red-collard Whydah ( <i>Euplectes ardens</i> )				
Red-crested Cardinal ( <i>Paroaria coronata</i> )				
Red-crested Finch ( <i>Coryphospingus cullatus</i> )				
Red-faced Crimson-wing ( <i>Cryptospiza reichenovii</i> )				
Red-faced Pytilia ( <i>Pytilia hypogrammica</i> )				
Red-headed Finch ( <i>Amadina erythrocephala</i> )				
Red-headed Parrotfinch ( <i>Erythrura cyaneovirens</i> )				
Red-headed Quelea ( <i>Quelea erythrops</i> )				
Red-throated Parrotfinch ( <i>Erythrura psittacea</i> ) Mutation: Normal				
Red-throated Parrotfinch ( <i>Erythrura psittacea</i> ) Mutation: Pied				
Red-throated Parrotfinch ( <i>Erythrura psittacea</i> ) Mutation: Seagreen				
Rosy Twinspot ( <i>Hypargos margaritatus</i> )				
Rosy-rumped Waxbill ( <i>Estrilda rhodopyga</i> )				
Saffron Finch ( <i>Sicalis flaveola</i> )				
Scaly-crowned Weaver ( <i>Sporopipes squamifrons</i> )				
Shafttail ( <i>Poephila acuticauda</i> )				
Siberian Goldfinch ( <i>Carduelis carduelis major</i> )				
Society Finch ( <i>Lonchura striata domestica</i> ) Mutation: All White				
Society Finch ( <i>Lonchura striata domestica</i> ) Mutation: Chestnut and White Pied				
Society Finch ( <i>Lonchura striata domestica</i> ) Mutation: Chestnut Self				
Society Finch ( <i>Lonchura striata domestica</i> ) Mutation: Chocolate and White Pied				
Society Finch ( <i>Lonchura striata domestica</i> ) Mutation: Chocolate Self				
Society Finch ( <i>Lonchura striata domestica</i> ) Mutation: Crested (Any Body Color)				
Society Finch ( <i>Lonchura striata domestica</i> ) Mutation: Euro Black Brown				
Society Finch ( <i>Lonchura striata domestica</i> ) Mutation: Euro Grey				
Society Finch ( <i>Lonchura striata domestica</i> ) Mutation: Euro Red Brown				
Society Finch ( <i>Lonchura striata domestica</i> ) Mutation: Fawn and White Pied				
Society Finch ( <i>Lonchura striata domestica</i> ) Mutation: Fawn Self				
Society Finch ( <i>Lonchura striata domestica</i> ) Mutation: Pearl				
Society Finch ( <i>Lonchura striata domestica</i> ) Mutation: Other				
Spice Finch ( <i>Lonchura punctulata</i> )				
St. Helena Waxbill ( <i>Estrilda astrild</i> )				
Star Finch ( <i>Neochmia ruficauda</i> ) Mutation: Normal (Red-faced)				
Star Finch ( <i>Neochmia ruficauda</i> ) Mutation: Isabelle (Any Head Color)				
Star Finch ( <i>Neochmia ruficauda</i> ) Mutation: Pied (Any Body/Head Color)				
Star Finch ( <i>Neochmia ruficauda</i> ) Mutation: Yellow-faced				
Straw-tailed Whydah ( <i>Vidua fischeri</i> )				
Strawberry Finch ( <i>Amandava amandava</i> )				
Swee Waxbill ( <i>Estrilda melanotis</i> )				
Timor Zebra ( <i>Taeniopygia guttata</i> )				
Tri-colored Nun ( <i>Lonchura malacca</i> )				
Tri-colored Parrotfinch ( <i>Erythrura tricolor</i> )				
Violet-eared Waxbill ( <i>Uraeginthus granatina</i> )				
Western Bluebill ( <i>Spermophaga haematina</i> )				
White-bellied Canary ( <i>Serinus dorsostriatus</i> )				
White-headed Nun ( <i>Lonchura maja</i> )				
Yellow-rumped Seed-eater ( <i>Serinus atrogularis reichenowi</i> )				
Zanzibar Red Bishop ( <i>Euplectes nigroventris</i> )				
Zebra Finch ( <i>Taeniopygia guttata castanotis</i> ) Mutation: Normal Grey				
Zebra Finch ( <i>Taeniopygia guttata castanotis</i> ) Mutation: Black-breasted				
Zebra Finch ( <i>Taeniopygia guttata castanotis</i> ) Mutation: Black-cheeked				
Zebra Finch ( <i>Taeniopygia guttata castanotis</i> ) Mutation: Black-faced				
Zebra Finch ( <i>Taeniopygia guttata castanotis</i> ) Mutation: Chestnut-flanked White				
Zebra Finch ( <i>Taeniopygia guttata castanotis</i> ) Mutation: Cream				
Zebra Finch ( <i>Taeniopygia guttata castanotis</i> ) Mutation: Crested				
Zebra Finch ( <i>Taeniopygia guttata castanotis</i> ) Mutation: Dominant Silver				
Zebra Finch ( <i>Taeniopygia guttata castanotis</i> ) Mutation: Eumo				
Zebra Finch ( <i>Taeniopygia guttata castanotis</i> ) Mutation: Fawn				
Zebra Finch ( <i>Taeniopygia guttata castanotis</i> ) Mutation: Fawn-cheeked				
Zebra Finch ( <i>Taeniopygia guttata castanotis</i> ) Mutation: Florida Fancy				
Zebra Finch ( <i>Taeniopygia guttata castanotis</i> ) Mutation: Lightback				
Zebra Finch ( <i>Taeniopygia guttata castanotis</i> ) Mutation: Orange-breasted				

<b>Species - Finches (continued)</b>	<b>Cocks</b>	<b>Hens</b>	<b>Unsexed</b>	<b>Breeding (Y/N)</b>
Zebra Finch ( <i>Taeniopygia guttata castanotis</i> ) Mutation: Other				
Zebra Finch ( <i>Taeniopygia guttata castanotis</i> ) Mutation: Penguin				
Zebra Finch ( <i>Taeniopygia guttata castanotis</i> ) Mutation: Pied				
Zebra Finch ( <i>Taeniopygia guttata castanotis</i> ) Mutation: Recessive Silver				
Zebra Finch ( <i>Taeniopygia guttata castanotis</i> ) Mutation: White				
Other Finch (specify):				
Other Finch (specify):				
Other Finch (specify):				
Other Finch (specify):				
<b>Species - Softbills</b>	<b>Cocks</b>	<b>Hens</b>	<b>Unsexed</b>	<b>Breeding (Y/N)</b>
African Black Crake ( <i>Porzana flavirostra</i> )				
African Yellow White Eye ( <i>Zosterops senegalensis</i> )				
Allen's Gallinule ( <i>Porphyrio alleni</i> )				
Amethyst Starling ( <i>Cinnyricinclus leucogaster</i> )				
Bali Mynah ( <i>Leucopsar rothschildi</i> )				
Bananaquit ( <i>Coereba flaveola</i> )				
Barbary Shrike ( <i>Laniarius barbarus</i> )				
Bearded Barbet ( <i>Lybius dubius</i> )				
Black-faced Dacnis ( <i>Dacnis lineata</i> )				
Black-spotted Barbet ( <i>Capito niger</i> )				
Black-throated Laughing Thrush ( <i>Garrulax chinensis</i> )				
Blacksmith Plover ( <i>Vanellas armatus</i> )				
Blue Dacnis ( <i>Dacnis cayana</i> )				
Blue Tit ( <i>Parus caeruleus</i> )				
Blue-gray Tanager ( <i>Thraupis episcopus</i> )				
Blue-naped Mousebird ( <i>Urocolius macrourus</i> )				
Blyth's Hornbill ( <i>Aceros plicatus</i> )				
Burnished-buff Tanager ( <i>Tangara cayana</i> )				
Chestnut-eared Aracari ( <i>Pteroglossus castanotis</i> )				
Chestnut-mandibled Toucan ( <i>Ramphastos swainsonii</i> )				
Cissa ( <i>Cissa chinensis</i> )				
Collared Aracari ( <i>Pteroglossus torquatus</i> )				
Collies Magpie Jay ( <i>Calocitta colliei</i> )				
Common Mynah ( <i>Acridotheres tristis</i> )				
Crimson-rumped Toucanet ( <i>Aulacorhynchus haematopygus</i> )				
Double-toothed Barbet ( <i>Lybius bidentatus</i> )				
Eastern Yellow-billed Hornbill ( <i>Tockus flavirostris</i> )				
Emerald Starling ( <i>Coccycolius iris</i> )				
European Blackbird ( <i>Turdus merula</i> )				
European Roller ( <i>Coracias garrulus</i> )				
European Song Thrush ( <i>Turdus philomelos</i> )				
European Starling ( <i>Sturnus vulgaris</i> )				
Garden/black Eye Bulbul ( <i>Pycnonotus barbatus</i> )				
Golden Tanager ( <i>Tangara arthus</i> )				
Green & Gold Tanager ( <i>Tangara schrankii</i> )				
Green Aracari ( <i>Pteroglossus viridis</i> )				
Green Honeycreeper ( <i>Chlorophanes spiza</i> )				
Guianan Toucanette ( <i>Selenidera piperivora</i> )				
Guinea Touraco ( <i>Tauraco persa</i> )				
Hartlaub Turaco ( <i>Tauraco hartlaubi</i> )				
Hwamei ( <i>Garrulax canorus</i> )				
Indian Hill Mynah ( <i>Gracula religiosa</i> )				
Jackson's Hornbill ( <i>Tockus deckeni jacksoni</i> )				
Japanese White Eye ( <i>Zosterops japonica</i> )				
Kikuyu White Eye ( <i>Zosterops polioaster kikuyuensis</i> )				
Laughing Kookabura ( <i>Dacelo novaeguineae</i> )				
Livingstone's Turaco ( <i>Tauraco livingstonii</i> )				
Oriental Pied Hornbill ( <i>Anthracoceros albirostris</i> )				
Paradise Tanager ( <i>Tangara chilensis</i> )				
Pekin Robin ( <i>Leiothrix lutea</i> )				
Piping Hornbill ( <i>Bycanistes fistulator</i> )				
Plush-crested Jay ( <i>Cyanocorax chrysops</i> )				
Purple Glossy Starling ( <i>Lamprotornis purpureus</i> )				
Purple Honeycreeper ( <i>Cyanerpes caeruleus</i> )				
Purplish Back Jay ( <i>Cyanocorax beecheii</i> )				
Red And Yellow Barbet ( <i>Trachyphonus erythrocephalus</i> )				
Red-billed Blue Magpie ( <i>Urocissa erythrorhyncha</i> )				
Red-billed Hornbill ( <i>Tockus erythrorhynchus</i> )				
Red-crested Turaco ( <i>Tauraco erythrolophus</i> )				
Red-faced Liocichla ( <i>Liocichla phoenicea</i> )				
Red-faced Mousebird ( <i>Urocolius indicus</i> )				
Red-legged Honeycreeper ( <i>Cyanerpes cyaneus</i> )				
Red-tailed Laughing Thrush ( <i>Garrulax milnei</i> )				
Red-vented Bulbul ( <i>Pycnonotus cafer</i> )				

<b>Species - Softbills (continued)</b>	<b>Cocks</b>	<b>Hens</b>	<b>Unsexed</b>	<b>Breeding (Y/N)</b>
Red-winged Laughing Thrush (Garrulax formosus)				
Ross' Turaco (Musophaga rossae)				
Royal Starling (Cosmopsarus regius)				
Silver-eared Mesia (Leiothrix argenteauris)				
Silvery-cheeked Hornbill (Ceratogymna brevis)				
Southern Ground Hornbill (Bucorvus leadbeateri)				
Speckled Mousebird (Colius striatus)				
Spotted Laughing Thrush (Garrulax ocellatus)				
Spur-winged Plover (Vanellus spinosus)				
Trumpeter Hornbill (Ceratogymna bucinator)				
Turquoise Tanager (Tangara mexicana)				
Viellot's Barbet (Lybius vieilloti)				
Violaceous Euphonia (Euphonia violacea)				
Violaceous Turaco (Musophaga violacea)				
Von Der Decken's Hornbill (Tockus deckeni)				
White Head Black Bulbul (Hypsipetes madagascariensis)				
White-backed Mousebird (Colius colius)				
White-cheeked Turaco (Tauraco leucotis)				
White-collared Mynah (Acridotheres albocinctus)				
White-collared Yuhina (Yuhina diademata)				
White-crested Thrush (Garrulax leucolophus)				
White-eared Bulbul (Pycnonotus leucotis)				
White-headed Mousebird (Colius leucocephalus)				
White-rumped Shama (Copsychus malabaricus)				
White-throated Laughing Thrush (Garrulax albogularis)				
Yellow-breasted Cissa (Cissa hypoleuca)				
Yellow-hooded Blackbird (Chrysomus icterocephalus)				
Yellow-rumped Cacique (Cacicus cela)				
Other Softbill (specify):				
Other Softbill (specify):				
Other Softbill (specify):				
Other Softbill (specify):				
<b>Species - Doves and Quail</b>	<b>Cocks</b>	<b>Hens</b>	<b>Unsexed</b>	<b>Breeding (Y/N)</b>
Bare-faced Ground Dove (Metriopelia ceciliae)				
Barred Cuckoo Dove (Macropygia unchall)				
Bartlett's Bleeding Heart Dove (Gallicolumba criniger)				
Black-naped Fruit Dove (Ptilinopus melanospila)				
Button Quail (Coturnix chinensis) Mutation: Normal				
Button Quail (Coturnix chinensis) Mutation: Silver				
Button Quail (Coturnix chinensis) Mutation: White				
Button Quail (Coturnix chinensis) Mutation: Other				
Cape Dove (Oena capensis)				
Diamond Dove (Geopelia cuneata)				
Emerald Dove (Chalcophaps indica)				
Golden Heart Dove (Gallicolumba rufigula)				
Island Collared Dove (Streptopelia bitorquata)				
Luzon Bleeding Heart Dove (Gallicolumba luzonica)				
Peruvian Ground Dove (Columbina cruziana)				
Pink-headed Fruit Dove (Ptilinopus porphyrea)				
Ringneck Dove (Streptopelia risoria)				
Roul-roul Partridge (Rollulus rouloul)				
Stephan's Dove (Chalcophaps stephani)				
Sulawesi Quail Dove (Gallicolumba tristigmata)				
Tambourine Dove (Turtur tympanistria)				
Victoria Crowned Pigeon (Goura victoria)				
Yellow-breasted Fruit Dove (Ptilinopus occipitalis)				
Other Dove/Quail (specify):				
Other Dove/Quail (specify):				
Other Dove/Quail (specify):				
Other Dove/Quail (specify):				
<b>Personal Information</b>	Check the box to list each item in the report. NOTE: Your NFSS Region (1-8) will be listed if you list your name.			
Name:				
Address:				
City, State, Zip/Postal:				
Telephone:				
E-mail:				



# Exotic Finches & Softbills

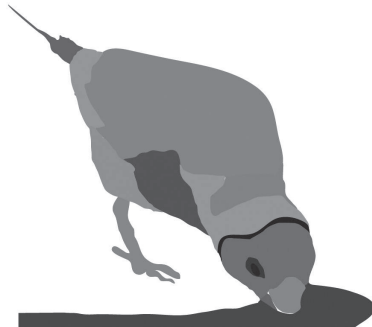
Jamie Yorck

*Airline shipping available*

*Contact for current availability and price list*



Phone: 415-824-3594 - email: [jyorck@astound.com](mailto:jyorck@astound.com)  
San Francisco, California



**Save the Gouldian Fund**

[www.savethegouldian.org](http://www.savethegouldian.org)

The Gouldian Fund was established in 2005 to promote awareness and to fund valuable research into the decline of the Lady Gouldian Finch. Now considered ***endangered*** in the wild, recent estimates suggest there are fewer than 2,500 Gouldians remaining. A precious life is waiting and we ask you to please make your donation to **SAVE THE GOULDIAN FUND**, a non-profit charity. Dollar-for-dollar, NFSS will match your donation—up to \$10; however, you can donate without limit. All donations are used for research and conservation management, thus helping the Fund continue its important conservation efforts. For additional information, please go to

[www.savethegouldian.org](http://www.savethegouldian.org).



# PLANTS IN AVIARIES

By Kendra Moase

Plants in aviaries can mean the difference, in some cases, between success and failure

At our house we have a collection of tropical trees and shrubs that we cycle in and out of the aviaries We use them for various reasons

The first reason is esthetics. Even if it's just one tree, the flight just seems to be more pleasing to the eye than one that just has perches.

In a non breeding flight, that one tree may make a difference in the number of birds or the species of birds that can be kept together By using a bushy tree or shrub, although you are taking up space, you are also creating space You create space for timid or less dominant birds by offering the birds more perching at random levels, and by creating visual barriers between the birds, which in effect gives them a way to “get away” from each other However if you've got too many birds or the wrong species mix, a forest of trees won't make any difference



Breeding time is when a planted aviary really can make the difference

In the case of our Shama Thrushes or Pekin Robins, it's been our experience that an under-planted aviary meant there would be no breeding success We have never had success breeding these birds inside, no matter how much plant cover we provided Although this could be because of other factors i e aviary size and more variety of food available outside But in any case, the success came when the aviaries had a lot of planted cover in the form of vines, shrubs, and trees Half the battle is creating a space where the birds feel safe, and this is what the live plants provide, often to the point that there is little or no viewing into the aviary from the outside



Inside, in the finch aviaries, tropical trees and shrubs at various heights create a visually pleasing aviary, and provide additional nest sites where the birds can either add to strategically placed wickers, or completely build their own nest By knowing the type of nest sites and levels that various species build, you can have a mixed breeding flight quite successfully with the help of potted plants. Again, common sense prevails when it comes to aviary size and numbers of pairs





In smaller aviaries, hanging baskets in the aviaries might be a good substitute for floor plants, or even half baskets on the outside of the wire to add that element of cover without taking up space you don't have

Whatever you choose to do, consider the logistics of how you're going to water your plants. We have deep plant saucers under all the pots. That way, if the plant gets a little too much water, we don't have soggy shavings to clean up. There are plant pots available with internal saucers, but you have to be more careful with these that you don't over-water, and kill the plant in the process. Consider the placement of your plants in the aviary with respect of reaching them to water. We try to position them so they can be reached with a watering can by leaning half way into the aviary, rather than stepping all the way in and therefore upsetting all the birds. The birds at our house are used to this limited intrusion and return to their nests once the watering is done, if they leave at all.

The other aspect of plant placement to consider is not to create a small, deep space (like a round pot right next to a corner) where a bird, particularly a fledgling, could fall down and become trapped. We've learned this from first hand experience.

The size of pot your plant is in will be a factor when considering watering. Most of our plants are of a size that a once a week watering or less, will suffice. Knowing the watering requirements of the plants you use, and the light conditions available, are all factors that affect the frequency with which you water.

Particular plant species that work well, as well as plants to avoid because of toxicity etc, and lighting requirements are all potential subjects for future articles. Not to mention what to look for when shopping for plants or what cute little finches will defoliate an aviary!

# Strawberry Finches

Kendra Moase

V and K Aviaries has seen a change in priorities After a number of years where Zebra Finches have —ruled the roostll, the emphasis has changed. This year, Strawberry Finches have flown to the proverbial top perch.

With the advent of bird flu, and the closing of boarders to Asian wild bird importation, there are no new Strawberry Finches available to bird fanciers

Strawberry Finches, just like Goldbreasted , and several other waxbills have always been birds that people in the hobby have considered expendable Trapped and exported in big numbers, it's been easier to buy a cheap pair of wild caught birds that added colour and song to the aviary, than to go to the work of trying to have a captive bred population



So, this year at our house, having drastically reduced the numbers of demanding, show quality, diva (my opinion) Zebra Finches, we turned our attention to the Strawberries It hasn't been an instant success

Vince's love affair with Strawberry Finches predates his one with me, with his first successful breeding of Strawberries in 1975. He had a mixed aviary outside, in a semi-rural setting At that time, the key to his success was to go out into the surrounding fields several times a day with a net, and beat the brush, stirring up and collecting wild insects which he then dumped into the aviary

Since then, he's refined the procedure, and has had reliable success breeding the Strawberries in indoor aviaries using lots of cover, and live food in the form of large



quantities of tiny young mealworms, all stages of the fruit fly lifecycle, and white worms This is of course accompanied by egg food and soaked seed, and the best small finch seed mix we can find.

The challenge this time, has been working with birds that are various ages, and in some cases are not young birds They have been collected from a variety of sources, and some have not had the opportunity to even try and breed for a couple of years Another contributing factor is, we've had no outside aviary space available in the summer, for the birds to just get some sun and fresh air.

This helps to keep the birds from going melonistic ( increased levels of melonin causes the birds to appear mostly black instead of their normal crimson red) Finally, there is the ever popular problem of overcrowding in the birdroom, with possibly just the tiniest bit of greed That is, trying to keep too many different species

Our space problem translated into trying to set the Strawberries up to breed in mixed aviaries. Our flights or big aviaries vary in size ranging from 3'x6' to 6'x8'.

So, depending on the size of the aviary, a pair of Strawberries was set up this winter, with one to four other pairs of finches. These mixed aviaries were varied combinations of one pair each of Gouldians, Forbes Parrot Finches, Masked Grass Finches, and/ or Chestnut Breasted Manikens Supplied with ample space, cover, food, a variety of nest sites, with a number of different nest boxes and wickers at various heights, this SHOULD work, and has in other years

The trick being to combine a group of breeding pairs who can hold their own (without dominating), that have different enough requirements both in preferred nest sites and food, that they can breed and raise without interfering with each other But, gradually, in an effort to really make this the —Year of the Strawberryll, one by one, the mixed aviary experiment is ending, and each pair of strawberries is ending up with exclusive accomodation

To date there is only one pair of Strawberries that have fledged young, and even then it was only two babies instead of the customary four or five. Hardly what you could call a raging success! With several other pairs appearing to settle down now, we remain hopeful Needless to say, we will hang on to this years' babies to try and reestablish a younger and more reliable group of breeding pairs

The lesson to be learned here, although it is not a new one, is for aviculture hobbyists to not rely on a supply of wild caught birds to supply their needs With the present day attitude towards an ever increasing environmental stewardship by man, the capture of wild animals will only continue to be frowned upon, regardless of availability Along with the decrease in importation of wild Strawberry Finches, a change of attitude must come Valuing the effort of those who do successfully captive breed this species, and many of the other (formally considered) —common waxbillsll In short, the days of \$15.00 pairs of Strawberry Finches, are over. Now the challenge is, by captive breeding, to have them available at any cost!

# JUST FINCHES *and Softbills* MAGAZINE



While focusing primarily on Australasia, this magazine incorporates what's happening with finches and Softbills from many overseas locations as well, including, South Africa, America, Europe and the U.K.

Published quarterly, we look at many different species as well as breeder setups. We also have a Question and Answer section and provision for comments from a leading avian vet.

**4 Issues for \$62NZD (about \$52USD) postage paid**  
Subscribe on-line - Secure credit card  
**[www.justfinches.com](http://www.justfinches.com) • [paul@justfinches.com](mailto:paul@justfinches.com)**



## **THE FOREIGN BIRD LEAGUE**

The Premier Foreign Bird Keeping Society in the UK  
Founded 1932

**Overseas Membership 2013      £20 (to be paid in sterling)**  
PayPal Available

**Please visit our website to download a membership form and  
to check on the latest membership fees.**

**[www.foreignbirdleague.com](http://www.foreignbirdleague.com)**

## NFSS AFFILIATED CLUBS

AFFILIATE/AWARDS DIRECTOR: JODY LEWIS  
755 N. 4<sup>TH</sup> AVE. • CANTON IL 61520 • 309-645-7773  
AFFILIATIONS@NFSS.ORG

### CALIFORNIA

Central California Cage Bird Club REGION 5 SHOW HOST  
*http://www.mycCBC.org* Meetings—3<sup>rd</sup> Sunday at Mancini Hall Modesto, 718  
Tuolumne Blvd., Stanislaus CA 95351. **Contact**—Janna Place: 209-862-3792.

Finch Society of San Diego *http://www.finchsocietyofsandiego.com*  
Meetings—4<sup>th</sup> Sunday, 2-4 p.m. 12/20 at Poway Elks Club, 13219 Poway Road, Poway  
CA 92064. **Contact**—Sally Huntington: 5634 Carnegie St., San Diego, CA 92122;  
858-452-9423; *sdfinchsociety@gmail.com*

#### West Coast Zebra and Society Finch Show

Meetings—No club meetings, show committee meeting in July. **Contact**—Sally  
Huntington, 5634 Carnegie St., San Diego, CA 92122. 858-452-9423.

### COLORADO

#### Mountain States Avian Society

Meetings—2<sup>nd</sup> Saturday, 1 p.m. at Animal Central, 8308 Church Ranch Blvd.,  
Westminster CO 80021. **Contact**—Gary Morgan, 15341 Kingston St., Brighton CO 80602;  
303-659-9554; *burdmn@aol.com*. **NFSS Delegate**: Jesse Avila, 7910 Greenland Road,  
Franktown CO 80116; 303-664-0399, *pjbavila@aol.com*

### FLORIDA

#### Suncoast Canary and Finch Club

REGION 2 SHOW HOST

Meetings—Wednesday, 7 p.m. **Contact**—Alexander Villarreal, 1419 Collingswood Blvd.,  
Port Charlotte FL 33948; *vetagator@yahoo.com*. **Show Date**: 10-18 thru 10-20 2013.

### ILLINOIS

#### Greater Chicago Cage Bird Club

*http://www.gccbc.org*

Meetings—3<sup>rd</sup> Friday, except November and December, at Yorkfield Civic Center,  
15W354 Lexington St., Elmhurst IL 60126. **Contact**—Robert Wild, 305 Grosvenor Ct.,  
Bolingbrook IL 60440; 630-980-4416. *wild@comcast.net*, *secretary@gccbc.org*

#### Illini Bird Fanciers Inc.

*www.illinibirdfanciers.com*

P.O. Box 13006, Springfield IL 62791, **Contact**—Karen Williams, 217-391-4648.

### INDIANA

#### Hoosier Bird Buddies Bird Club

*http://home.mchsi.com/~tmaldrich/*

Meetings—1:30 p.m. at upper classroom, Diehm Museum, 600 Franke Park Dr., Fort  
Wayne, Indiana, near the Children's Zoo; 1<sup>st</sup> Sunday, unless holiday; if holiday, meet 2<sup>nd</sup>  
Sunday. Summer picnic and December party held at member's homes. **President**:  
Eric M. Clark, 260-452-7828; *eclark1@orkin.com*. **Secretary**: Theresa Etzler,  
*theresa.j.etzler@gmail.com*

## NFSS AFFILIATED CLUBS

AFFILIATE/AWARDS DIRECTOR: JODY LEWIS  
755 N. 4<sup>TH</sup> AVE. • CANTON IL 61520 • 309-645-7773  
AFFILIATIONS@NFSS.ORG

### IOWA

**Mid America Cage Bird Society** <http://www.macbs.org>  
**Meetings**—4<sup>th</sup> Sunday, 2-5 p.m. at Des Moines Botanical Center, Swartz Room, 909 Robert D Ray Dr, Polk IA 50316. **Exceptions**—fairs held 3/24/13, 9/8/13 at IA State Fairground Walnut Center, E. 30<sup>th</sup> St. and University, Des Moines IA 50317 **President**—John Thielking, 8209 Twana Dr., Urbandale IA 50322-1522; 239-851-8132.  
*Thielking@lowalink.com*

### MARYLAND

**Baltimore Bird Fanciers** <http://www.baltimorebirdfanciers.org>  
**Meetings**—3<sup>rd</sup> Sunday, 2 p.m. at Towson Library, 320 York Road, Baltimore MD 21204-5179. **Contact**—Christine Roberts, 11 Prettyboy Garth, Parkton MD 21120; 410-343-1807, *compteacher@yahoo.com*. NFSS Delegate: Ray Reter, 10310-L Malcolm Cir., Cockeysville MD 21030.

### MICHIGAN

**Society of Canary and Finch Breeders of Michigan** **Region 3 Show Host**  
<http://www.scfbmichigan.com/> **Meetings**—3<sup>rd</sup> Saturday of month, location varies.  
**Contact**—Kristen Reeves, 248-543-8903, *Kristen.reeves@sbcglobal.net*

### MISSOURI

**Gateway Parrot Club** <http://www.gatewayparrotclub.org>  
**Meetings**—3<sup>rd</sup> Sunday, 2 p.m. at Kirkwood Community Center, 111 S. Geyer Road, St. Louis MO 63122. **Exceptions**—no meetings June 10, Sept 19, Dec. 9 (second Sunday), and August. **Contact**—Christine A. Kinkade, 2412 Angela Dr., High Ridge MO 63049; 636-343-8097, *President@GatewayParrotClub.org*

**Greater Kansas City Avicultural Society** <http://www.gkcas.org>  
**Meetings**: 2<sup>nd</sup> Sunday at Coronation of Our Lady Church, 13000 Bennington, Grandview MO 64030. **Contact**—Clay Behrman, 3523 NE 49th St., Kansas City MO 64119; 816-217-7263, *birdman79@live.com*. NFSS Delegate: Anthony Day, 800 S. Butler Lane, Independence, MO 64056; 816-252-1120. *dayforthebirds@aol.com*.

### NEW HAMPSHIRE

**Birds of a Feather Avicultural Society** <http://www.boaf.com>  
**Meetings**: 2<sup>nd</sup> Monday. **Contact**—Ray Schwartz, 19 Olde Common Dr., Atkinson NH 03811; 603-362-6106; *President@BOAF.com*

### NEW YORK

**Colorbred Canary Club of New York**  
**Meetings**—1<sup>st</sup> Sunday each month, except July and August. **Contact**—Jose Zelada, 20 N. Goodwin Ave., Elmsford NY 10523; 914-345-5707.  
**Club Address**—96-06 73<sup>rd</sup>, Corona, NY 11368.



## NFSS AFFILIATED CLUBS

AFFILIATE/AWARDS DIRECTOR: JODY LEWIS  
755 N. 4<sup>TH</sup> AVE. • CANTON IL 61520 • 309-645-7773  
AFFILIATIONS@NFSS.ORG

### NEW YORK

#### Kings County Canary Club

**Contact**—Kathleen Guise Schaefer, 5 Frank Ct., Brooklyn NY 11229; 718-332-3413, [kanarykate@aol.com](mailto:kanarykate@aol.com). **Meetings:** 3<sup>rd</sup> Sunday, 5 Frank Ct., Brooklyn NY 11229.

#### New York Finch and Type Canary Club

**Meetings:** 1-4 p.m., 2<sup>nd</sup> Sunday, except July and August. **Contact**—Stan Kulak, 17 Pembroke Loop, Staten Island NY 10309; 718-967-6899, [barstand@verizon.net](mailto:barstand@verizon.net).

### PUERTO RICO

#### Asociacion de Criadores de Finces Inc.

Juan Alicea, 12203 Urb Serenna, Los Prados, Apt. L -302, Caguas PR 00727; 787-479-7405. [juanalicea@yahoo.com](mailto:juanalicea@yahoo.com). **Meetings:** 7 p.m., Tuesday, Las Catalina's Mall, Food Court Area. [Juanalicea@yahoo.com](mailto:Juanalicea@yahoo.com)

#### Puerto Rico Zebra Finch Club

<http://www.przfc.com>

**Meetings**—Wednesday, Caquas in Plaza Centro Mall Caguas, Caguas PR. **Contact**—Gene Perez Forte, Jardines Arecibo Q59, Arecibo PR 00612. **President**—Jorge Mojica, Urb Lomas Del Sol, 175 Calle Acuario, Gurabo PR 00778-8930; 787-550-3163. [puchosbirds@yahoo.com](mailto:puchosbirds@yahoo.com).

### TEXAS

#### Fort Worth Bird Club

REGION 4 SHOW HOST

**Meetings**—2 p.m., 2<sup>nd</sup> Sunday at Fort Worth Botanical Garden Center, 3220 University Dr. (north of I-30 in Fort Worth). <http://www.fwbc.org>

#### Texas Bird Breeders and Fanciers Association <http://www.texasbirdbreeders.org>

**Contact**—Clarence Culwell, 4211 Kelly Elliott Road, Arlington TX 76016-4607; 817-220-5568. [coculwell@verizon.net](mailto:coculwell@verizon.net). Club meetings by conference call. TBA

### CANADA

#### Essex-Kent Cage Bird Society

REGION 1 SHOW HOST

<http://www.essexkentcbs.com> Windsor, Ontario, Canada, 519-948-6398, [julianne@mnsi.net](mailto:julianne@mnsi.net). **Annual Shows:** June 23 and September 27-29, 2013. See Club Events, starting below.

## NFSS IS PROUD TO AFFILIATE WITH THE FOLLOWING

#### American Federation of Aviculture

P.O. Box 91717, Austin, TX 78709; [www.afabirds.org](http://www.afabirds.org)

#### Avicultural Society of America

**Contact**—Steve Duncan, P.O. Box 3161, San Dimas CA 91773. Founded in 1927, this is the oldest aviculture society in the United States.

<http://www.asabirds.org/home.html>

National Animal Interest Alliance [www.naiaonline](http://www.naiaonline)

# NFSS JUDGES PANEL

4th Vice President - Judges Panel/Standards/Research  
Laura Bewley (lbewley@yahoo.com)

## Nizam Ali

135-11 114th St  
South Ozone Park, NY 11420  
Phone: 781-835-8590

## Laura Bewley

3538 S 65 W Ave  
Tulsa, OK 74107  
Phone: 918-446-3999  
lbewley@yahoo.com

## Alfredo M. Brugueras

174 CR 2317  
Mineola, TX 75773  
Phone: 903-569-6979  
elmaridodealba@yahoo.com

## Clarence Culwell

250 Horseshoe Dr  
Springtown, TX 76082  
Phone: 817-220-5568  
coculwell@verizon.net

## Dr. Al Decoteau

PO Box 546  
Hollis, NH 03049  
Phone: 603-878-3435  
spbe1@aol.com

## Julie R. Duimstra

628 N Nesmith Ave  
Sioux Falls, SD 57103  
Phone: 605-332-5054  
julie.duimstra@gmail.com

## Cecil Gunby

8121 Rte 1, Hwy 54  
Sharpsburg, GA 30277  
Phone/Fax: 770-254-1261  
cgunby@bellsouth.net

## Kenneth Gunby

3692 Mandarin Woods Dr N  
Jacksonville, FL 32223  
Phone: 904-403-3078  
gunbybird2@aol.com

## Annette Howard

1271 Conser Dr  
Salem, OH 44460  
Phone: 330-337-7654  
howardaj78@yahoo.com

## Sally Huntington

5634 Carnegie St  
San Diego, CA 92122  
Phone: 858-452-9423  
sallych@san.rr.com

## Armando Lee

2825 SW 36th Terr  
Cape Coral, FL 33914  
Phone: 239-242-7675  
FAX: 239-471-2800  
alee21@comcast.net

## Brian Mandarich (Retired)

4743 E. Hedges Ave.  
Fresno, CA 93703  
Phone: 559-255-6508

## Conrad Meinert (Retired)

1212 E 300 S  
Warsaw, IN 46580  
Phone: 574-269-2873  
birdmanofwarsaw@  
embarqmail.com

## Vince Moase

1078 Roundelay Ct  
Oshawa, ON L1J 7R7  
Canada  
Phone: 905-723-1978  
vmoase@rogers.com

## Bob Peers

535 W 61st St, Apt D  
Westmont, IL 60559  
Phone/Fax: 630-740-7389  
pastpresident@nfss.org

## Laura Tinker

31 Grape Hollow Road  
Holmes, NY 12531  
Phone: 845-855-2662  
LKTinker@comcast.net

## Christine Voronovitch

38 Liberty St  
Manchester, CT 06040  
Phone: 860-649-8220  
lbtbyeagle@aol.com

## Laura Watkins

PO Box 666  
Banning, CA 92220  
Phone: 951-453-7671  
lwatkins6108@gmail.com

## Jerri Wiesenfeld

2379 Water Bluff Dr  
Jacksonville, FL 32218  
Phone: 904-612-6896  
jerrisjavas@aol.com

Interested in Becoming  
an NFSS Judge?

Contact  
Vince Moase  
judgespanel@nfss.org

# NFSS BOARD OF DIRECTORS AND APPOINTED OFFICERS

## **PRESIDENT**

Rebecca Mikel  
San Francisco, CA 94110  
president@nfss.org

## **PAST PRESIDENT**

John Wilson  
San Francisco, CA 94110  
pastpresident@nfss.org

## **1ST VICE PRESIDENT**

Bob Peers  
535 W 61st St , Apt D  
Westmont, IL 60559  
Phone/Fax: 630-740-7389  
1stvp@nfss.org

## **2ND VICE PRESIDENT**

John Wilson  
San Francisco, CA 94110  
2ndvp@nfss.org

## **3rd VICE PRESIDENT**

Scott Golden  
3rdvp@nfss.org

## **FINCH AND SOFTBILL SAVE DIRECTOR**

Vonda Zwick  
611 Hingham Lane  
Schaumburg, IL 60193  
3rd vp@nfss.org

## **4TH VICE PRESIDENT— JUDGES PANEL/ STANDARDS/RESEARCH**

Vince Moase  
1078 Roundelay Ct  
Oshawa, ON L1J 7R7  
Phone: 905-723-1978  
judgespanel@nfss.org

## **AFFILIATE/AWARDS DIRECTOR**

Jody Lewis  
153 Patterson Dr  
East Peoria, IL 61611  
Phone: 309-645-7773  
affiliations@nfss.org

## **AFA DELEGATE**

Sally Huntington  
afadelegate@nfss.org

## **BAND SECRETARY**

Paula Hansen  
2234 Juneau Ct S  
Salem, OR 97302  
bands@nfss.org

## **PRESIDENT EMERITUS**

William Parlee  
Phone: 860-569-0200  
presidentemeritus@nfss.org

## **REGION 1**

### **VICE PRESIDENT (NORTHEAST)**

Julie Lawson  
region1vp@nfss.org

## **REGION 2**

### **VICE PRESIDENT (SOUTHEAST)**

Cecil Gunby  
region2vp@nfss.org

## **REGION 3**

### **VICE PRESIDENT (MID-CENTRAL)**

Jason Crean  
Region3vp@nfss.org

## **REGION 4**

### **VICE PRESIDENT (Midwest)**

Cheryl Burns  
336 S Pearson Lane  
Keller, TX 76248  
Phone: (H) 817-337-7492  
Phone: (C) 817-445-2016  
region4vp@nfss.org

## **REGION 5 VICE PRES. (MOUNTAIN)**

Doug White  
13013 311th Ave SE  
Sultan, WA 98240  
Region5vp@nfss.org

## **EXECUTIVE SECRETARY**

Rebecca Mikel  
13779 US 12 E  
Union, MI 49130  
Phone: 269-641-7209  
execsecretary@nfss.org

## **FINCH SHOP MANAGER**

Sharon Dvorak  
Phone: 919-266-4935  
finchshop@nfss.org

## **TREASURER**

Lisa R. Murphy  
918 Georgia Ave  
Etowah, TN 37331  
treasurer@nfss.org

## **ADVERTISING/ PROMOTIONS MANAGER**

advertising@nfss.org

## **MEMBERSHIP DIRECTOR**

Tiffany Park  
Phone: 850-321-6162  
membership@nfss.org

## **MODERATOR, NFSS FORUMS**

John Wilson  
president@nfss.org

## **NFSS WEBMASTER**

Cecile Aguilera  
P O Box 3230  
Santa Clara, CA 95055-3230  
webmaster@nfss.org

## **LEGISLATIVE LIAISON**

Roland Cristo  
legis@nfss.org

## **JOURNAL EDITOR**

editor@nfss.org

# LEG BAND ORDER FORM

Prices effective February 1, 2014

► **XF only: SPLIT BROAD PLASTIC BANDS:** Purple/White, Yellow/Orange, Green/Red, Yellow/Black, Red/Yellow, Blue/Red, Orange/Black — **Split Broad Bands: \$4.75 per string.**

► **SPLIT PLASTIC ► ALL COLORS:** Light Green, Dark Green, White, Pink, Red, Purple, Yellow, Orange, Light Blue, Dark Blue and Black

(Check our website for updated availability sizes and colors.)

Strings of 10 bands only same color.					Indicate quantity and color below.
XF (2.3mm)	XCS (2.8mm)	XCL (3.1mm)	X3 (4.5mm)	XB(4.0mm),	<b>Subtotals:</b>
/	/	/	/	/	\$ _____
/	/	/	/	/	\$ _____
/	/	/	/	/	\$ _____
/	/	/	/	/	\$ _____

**Size A (2.20mm):** Gold-breasted Waxbill, Orange-cheeked Waxbill, Owl Finch, Red-eared and Strawberry Waxbill.

**Size B (2.34mm):** Black-cheeked Waxbill, Cordon Bleu, Cuban Melodious Finch, Fire Finch, Olive Finch, Rufus-backed Mannikin, Timor Zebra Finch.

**Size C (2.55mm):** Violet-eared and Blue-capped Waxbills, Cherry Finch Bronze-winged Mannikin, Green/ Grey Singing Finch, Pytilas, Red-headed and Forbes Parrot Finch, Silverbills, Star Finch, Red Siskin, American Society, Cuthroat Finch.

**Size D (2.73mm):** Blue-faced, Peals, Red-headed Finches, Gouldian Finch, Chestnut-breasted and most Mannikins, Pintailed Nonpareil, most Twinspots, American Zebra Finch.

**Size E (2.89mm):** Black-crested Finch, Diamond Sparrow, European Greenfinch, Golden Song Sparrow, Nuns, Peter's Twinspot, Spice Finch, European Goldfinch, European Zebra Finch.

**Size G (3.20mm):** Magpie Mannikins, Siberian Goldfinch, small tanagers.

**Size J (3.4mm):** Pekin Robin, Silver-eared Mesias, small softbills.

**Size K (3.50mm):** Java Rice birds, Red-crested Cardinal, Saffron Finch, Shama Thrush.

**Size L (4.30mm):** Diamond Dove, Mousebird, small doves, quail.

**Size M (4.48mm):** Leaf Birds, Pagoda Mynah, Superb Starlings.

**BAND CUTTERS AVAILABLE \$20.00** \$ \_\_\_\_\_

► Visit us at [www.NFSS.org](http://www.NFSS.org). ► Check our website for updated availability sizes and colors. ◀

► **ALUMINUM BANDS: Members only • sequentially numbered • permanently recorded. \$5.00 per string of 10 bands.** Indicate quantity only below.

A	B	C	D	E	G	J	K	L	M	<b>Subtotals:</b>
										\$ _____
<b>*HANDLING FEE: Must be included in all orders.</b>										
Under \$ 40.00		\$ 4.00		\$ 61.00 - \$100.00		\$ 8.00				
\$ 41.00 - \$ 60.00		\$ 6.00		\$101.00 - \$ 300.00		\$10.00				
<b>**POSTAL INSURANCE (US Domestic only) **Optional</b>										
\$ 00.01 - \$ 50.00		\$ 2.10		300.00-\$500.00		\$ 6.75				
\$ 50.01 - \$ 100.00		\$ 2.60		<b>**TRACKING (US Domestic only)</b>		\$ 1.05				
\$101.00 - \$ 200.00		\$ 3.30								
\$200.01-\$300.00		\$ 5.50								
<b>Total:</b>										\$ _____

Name: \_\_\_\_\_ NFSS membership number: \_\_\_\_\_

Street address: \_\_\_\_\_

City: \_\_\_\_\_ State: \_\_\_\_\_ ZIP code: \_\_\_\_\_

Phone: \_\_\_\_\_ Email: \_\_\_\_\_

MAKE CHECK PAYABLE TO NFSS in U S dollars • Email: [bands@nfss.org](mailto:bands@nfss.org)  
 MAIL TO: NFSS Band Secretary • 2234 Juneau Court South • Salem, OR 97302

# OFIC INTRODUCES “SKIPIO’S™ PET FARE”

LEADING PRODUCER OF INSECT-BASED SPECIALTY FOODS SINCE 1975

**Musca domestica.** The common housefly is an insect widely distributed and recognized worldwide. We would be inundated with this fly with a legendary high reproductive capacity if it wasn't for the fact all kinds of other creatures eat them. In nature they are relished due to the bird's drive for nutrition in its daily diet. Our insects are grown on a vegetable product and safely processed to make a stable dried food maintaining the nutritious elements and finished compounds missing from a birds' diet. We raise our mature adult flies on additional wholesome nutrients in a controlled process for use in aviculture. Newly emerged soft-bodied, crawling adult pupae yet incapable of flight are easy prey. Immature insects are consumed as larvae or pupae. Our products are a clean, safe, nutritious supplement for you to provide in your birds' diet. They are completely dried and the insects retain their natural ultraviolet reflectivity, which reflectivity triggers natural instinct signals to your breeding birds. Adult birds will quickly show a general improvement in health and vigor. We feel an "apparent abundance" of the food is necessary to properly raise young — the same food needed to bring the breeding pair into the best condition.

**OREGON FEEDER INSECTS Musca Munchies™** is a pure ground dried larvae (*no fillers added*) to be stirred into seed mixes, home egg food, and sprinkled over fruit. We provide a variety of textures to choose from; Powdered (Fine texture), Pellet (Cracked texture), Canthaxanthin Coated Pupae. Packaging weights: 1-oz., 4-oz., 8-oz. Our other products under Skipo's trademark are Finch and Softbill mixes are 1-lb., 5-lb packaged mixes of egg meal, SoyaMusca and OvaMusca/

Since our merchandise is subject to less travel exposure, it is always factory-fresh to our clients. To ensure freshness, products are shipped directly via USPS Priority Mail and **Shipping is included in our prices!**

## Oregon Feeder Insects Proudly Supports the Following:

Mariana Avifauna Conservation (MAC) Project  
Pacific Islands Bird Rescue



### Information and ordering:

#### OREGON FEEDER INSECTS

(Toll free) 877-314-4411

P.O. Box 412 • Payette, ID 83661

Visit our website: [www.skipios.com](http://www.skipios.com)

Email: [sales@oregonfeederinsects.com](mailto:sales@oregonfeederinsects.com)

**In business for over 35 years.**



the National Finch  
and Siskin Society  
1238 Vermont St.  
San Francisco, CA 94110-3531

The EuroCage™ is based on a design used by many European bird breeders. The cages can be used singly or in stacks of three high, covering an entire wall or room. The cages are light, sturdy, have powder-coated fronts and durable white plastic sides. These opaque sides are an important part of successful breeding; they separate the pairs so they can hear each other without seeing each other. Each unit can be equipped with a fluorescent light to show the birds to their best advantage. Nestboxes can be placed on a platform inside the cages which assures that banks of cages can be neatly fitted together. The design of the cage allows for maximum hygiene with minimum effort, and the high quality aluminum tubing is designed for a lifetime investment. Any questions...

Call **1.800.456.6780**

*We cage 'em, You raise 'em™*



**CC**® **Corners Limited**  
CUSTOM CAGING SPECIALISTS





1238 Vermont St.  
San Francisco, CA 94110-3531

The EuroCage™ is based on a design used by many European bird breeders. The cages can be used singly or in stacks of three high, covering an entire wall or room. The cages are light, sturdy, have powder-coated fronts and durable white plastic sides. These opaque sides are an important part of successful breeding; they separate the pairs so they can hear each other without seeing each other. Each unit can be equipped with a fluorescent light to show the birds to their best advantage. Nestboxes can be placed on a platform inside the cages which assures that banks of cages can be neatly fitted together. The design of the cage allows for maximum hygiene with minimum effort, and the high quality aluminum tubing is designed for a lifetime investment. Any questions...

**Call 1.800.456.6780**

*We cage 'em, You raise 'em™*




**CC**® **Corners Limited**  
CUSTOM CAGING SPECIALISTS



# NATIONAL FINCH & SOFTBILL SOCIETY

Volume 31, No. 1  
Jan • Feb 2014

THE JOURNAL OF THE NATIONAL FINCH AND SOFTBILL SOCIETY



**SUPPLEMENTAL HANDFEEDING FINCHES**

**PLANTS IN AVIARIES**

**STRAWBERRY FINCHES**

*For Cage Birds & Wild Birds...*



# EarlyBird Nyger<sup>TM</sup>

**AMERICAN GROWN  
LIVE NIGER BIRDSEED**

*Live Seed For Live Birds!*<sup>TM</sup>

Wild Bird Food: A favorite high energy food, feed  
EarlyBird Nyger<sup>TM</sup> year round.

Cage Birds: EarlyBird Nyger<sup>TM</sup> can be fed sprouted or  
dry either ad-lib or as part of your own seed blend.

Ingredients: Niger (*Guizotia abyssinica*)

Guaranteed Analysis
Minimum Protein 23.5 %
Minimum Crude Fat 32 %
Maximum Crude Fibre 19 %
Maximum Moisture 11 %

EarlyBird Nyger<sup>TM</sup> seed  
contained in this product is  
protected by USDA Plant  
Variety Protection  
Number 9900412 and USDA  
Plant Variety Protection  
Application Number 200500140.

**American Niger Seed Company<sup>TM</sup>**

**(877) 346-2433**

**[www.nyger.com](http://www.nyger.com)**

## OFIC INTRODUCES “SKIPIO’S™ PET FARE”

LEADING PRODUCER OF INSECT-BASED SPECIALTY FOODS SINCE 1975

**Musca domestica.** The common housefly is an insect widely distributed and recognized worldwide. We would be inundated with this fly with a legendary high reproductive capacity if it wasn't for the fact all kinds of other creatures eat them. In nature they are relished due to the bird's drive for nutrition in its daily diet. Our insects are grown on a vegetable product and safely processed to make a stable dried food maintaining the nutritious elements and finished compounds missing from a birds' diet. We raise our mature adult flies on additional wholesome nutrients in a controlled process for use in aviculture. Newly emerged soft-bodied, crawling adult pupae yet incapable of flight are easy prey. Immature insects are consumed as larvae or pupae. Our products are a clean, safe, nutritious supplement for you to provide in your birds' diet. They are completely dried and the insects retain their natural ultraviolet reflectivity, which reflectivity triggers natural instinct signals to your breeding birds. Adult birds will quickly show a general improvement in health and vigor. We feel an "apparent abundance" of the food is necessary to properly raise young — the same food needed to bring the breeding pair into the best condition.

**OREGON FEEDER INSECTS Musca Munchies™** is a pure ground dried larvae (*no fillers added*) to be stirred into seed mixes, home egg food, and sprinkled over fruit. We provide a variety of textures to choose from; Powdered (Fine texture), Pellet (Cracked texture), Canthaxanthin Coated Pupae. Packaging weights: 1-oz., 4-oz., 8-oz. Our other products under Skipo's trademark are Finch and Softbill mixes are 1-lb., 5-lb packaged mixes of egg meal, SoyaMusca and OvaMusca/

Since our merchandise is subject to less travel exposure, it is always factory-fresh to our clients. To ensure freshness, products are shipped directly via USPS Priority Mail and **Shipping is included in our prices!**

### Oregon Feeder Insects Proudly Supports the Following:

Mariana Avifauna Conservation (MAC) Project  
Pacific Islands Bird Rescue



### Information and ordering:

#### OREGON FEEDER INSECTS

(Toll free) 877-314-4411

P.O. Box 412 • Payette, ID 83661

Visit our website: [www.skipios.com](http://www.skipios.com)

Email: [sales@oregonfeederinsects.com](mailto:sales@oregonfeederinsects.com)

**In business for over 35 years.**