



NATIONAL FINCH & SOFTBILL SOCIETY

Volume 33, No. 3
May • June 2016

THE JOURNAL OF THE NATIONAL FINCH AND SOFTBILL SOCIETY

TROUBLE WITH AIR SAC MITES



defying the myth of fragile Gouldians



www.ladygouldian.com

Offering the finest supplements, medications and cage accessories

- Dr. Rob Marshall Health Programmes
- Morning Bird – Bird Care Products
 - Superior Customer Service
 - Best Pricing on the Internet
- And Introducing to the USA –

Perle Morbide

Laraine McGinnis ~ 770-939-4531

Laraine's

ladygouldian.com



NFSS MISSION STATEMENT

The National Finch and Softbill Society is dedicated to promoting the enjoyment of keeping and breeding Finches and Softbills to all interested parties, enhancing our knowledge of the proper care of these birds, encouraging breeding programs, and working with other organizations for the preservation of aviculture in this country.

Journal of the National Finch and Softbill Society
720 Live Oak Lane • Pinole, CA 94564
Published Quarterly by NFSS

Submitting Materials for Publication. All materials should be submitted to the editor, at editor@nfss.org. NFSS reserves the right to edit and/or reject all written, photographic, and advertising materials submitted. With the exception of advertising, deadlines are the 15th day of December, February, April, June, August, and October for the following issue.

Editorial Policy. NFSS affiliated clubs have permission to reprint all articles and photos with the following exceptions: articles and photos with either a © (**copyright symbol**) or "**All Rights Reserved**" require the copyright owner's permission. All "**Reprinted by Permission of**" articles require written permission from the originating source.

Opinions expression or facts reported in articles and published in the Journal do not necessarily reflect the view of the Editor, NFSS, or the Board of Directors. Advertisements published in the Journal do not imply endorsement by the NFSS. NFSS assumes no responsibility for advertisers' claims or the quality of their products and services.

Journal and NFSS Dues. New memberships and late renewals (expired memberships) received by the 15th day of any month immediately preceding a journal issue will receive four consecutive issues, beginning with the issue immediately following the month they joined. For dues received after the cutoff dates, the first issue will be the one issue later. Cutoff dates to receive the next published issue are as follows: the 15th day of December, February, April, June, August, and October. If a member's dues remain unpaid beyond the twelve month membership period, said membership shall cease. Should a member's membership cease and be renewed at a later date, the membership shall begin at that payment date. To retain the membership number and related data, said membership must be renewed within (60) sixty days of expiration.

Members Only Password — BirdCage
www.nfss.org/members-only



PRESIDENT'S MESSAGE

Rebecca Mikel

NFSS Advances



We're almost half-way through another year. Time flies when you're having fun or extremely busy.

Your NFSS Board continues to brainstorm ideas for all ingredients for keeping this society alive and well:

- Increasing membership,
- Improving profitability and,
- Cutting costs

We strive to develop strategies and solutions to the problem of membership dropping each year. Conversations with representatives from similar organizations reveal similar trends. As membership our drops so will income, yet our cost for Journal production continues to climb!

While our Journal is among the top reasons people buy a membership to NFSS, it's also one of our most expensive items in the budget. Many organizations figured that out a long time ago and their publications are now exclusively electronic. While the NFSS Board did discuss that possibility, we believe offering a hard copy of our Journal is what makes us unique. Unfortunately, we have now reached a point where the cost of journal production is not reasonable regardless of how many or how few members we have.

One way we offset the cost of the Journal is through advertising. However, we understand we have to be cautious about loading our Journal with advertisements. The focus of our Journal needs to be meaningful bird-related articles which provide information aviculturists need about the species they work with.

We also took a close look at the "repeat" information we're including in each issue of the Journal:

Board members & contact information | NFSS Judges | Affiliated Club information | Advertising policies | the Census | Show Reports | other procedural types of information.

We considered dedicating one issue per year to just that information and eliminating it from all remaining issues. We wondered if by reducing the page count of several

(continued page 5)

TABLE OF CONTENTS

President’s Message	2
<i>Rebecca Mikel</i>	
Nominations Sought for National Aviculturist Recognition Award	8
Why All the Fuss About Air Sac Mites?	10
NFSS Affiliated Clubs	23
NFSS Judges Panel	31
NFSS Leg Band Order Form	32



NFSS Journal Advertising Rates

Premium Ad Positions:

Position/Size	Per Issue	Per Year
Cover Positions—Full (Inside Front, Inside Back, Back):	\$90.00	\$450.00
Centerfold—Full (2 center pages)	\$210.00	\$1,137.00

Run of Press Ads:

Full Page:	\$72.50	\$359.50
Half Page:	\$50.00	\$249.50
Quarter Page:	\$27.50	\$160.50

Deadlines for Submitting Ads

All ads must be received two months prior to publication

Issue	Due Date	Issue	Due Date
First Quarter	November 1 st	Third Quarter	May 1 st
Second Quarter	February 1 st	Fourth Quarter	August 1 st

For more information, contact the Advertising Manager — advertising@nfss.org

Florida Canary Fanciers 20th Annual Canary and Finch Show December 10th, 2016

Divisions:

Type (All Type Canary)
Irish Fancy Canary Club of America National
Colorbred Lipochrome
Colorbred Lipochrome Ticked
Colorbred Melanin
Colorbred Melanin New Color
Colorbred Teams (All)
Finch – NFSS Regional
American Singers
German Rollers
Spanish Timbrado's

For more information:

<http://floridacanaryfanciers.com>

Show Location:

Ramada Gateway Hotel
7470 W Irlo Bronson Memorial Hwy, (Hwy 27)
Kissimmee, Florida 34747 – Phone: 407-396-4400



(continued from page 2)

issues over the course of a year we could reduce overall printing and mailing costs. But we were unable to reach a consensus on what stayed and what didn't, and quite frankly the reduction in pages still wasn't enough to "fix" the problem.

Our last two options were to either increase membership dues or completely eliminate issues of the Journal. We recognize either option could present negative consequences. After lengthy discussion, your Board decided to eliminate issues of the Journal and leave membership dues alone at this time. This is the option which allows us the most significant and immediate change in our budget. Please be aware our goal will be to make the remaining issues the best possible avicultural publication available. We will be actively soliciting your assistance in the form of articles, photographs and ask you to assist in making this goal a reality.

The change in Journal production will begin immediately. After this issue you will be receiving just two more issues for the 2016 calendar year. Journals will be mailed quarterly covering July-September and October-December. For the next calendar year, 2017, we will produce four quarterly issues. Bear with us as we work out all the details of this change.

Membership purchases and renewals correspond with which issue(s) of the Journal members receive. As a result, an adjustment to the statement in the Journal regarding this, also develop a process for managing the mailing of Journals including new members. Also, to retain your membership number and related data, your membership must be renewed within 60 days of expiration.

Finally and most importantly, rest assured your Board is actively working to do everything possible to keep this society strong. We are developing working relationship with other aviculture organizations as a means of combining knowledge, experience and ideas. Exploring investment options that offer higher returns for some of the NFSS funds for future years and making internal changes which will decrease expenditures. The recent BOD meeting resulted in some innovative ideas for growing this society and exploring new ventures in the area of breeding consortiums and conservancy, on-line voting and installing a new Finch Save database. We still believe there are large pockets of aviculturists that are not NFSS members – what can we offer that would make an NFSS membership attractive to them?

One of our biggest challenges with much of this is the time and manpower needed to get new ideas and projects off the ground floor. Just like you, Board members have real jobs, families, flocks of birds and other personal obligations too. Please contact any BOD member about volunteer opportunities available on the NFSS Board of Directors. Helping hands are often is the missing ingredient when it's time to move ideas from the "Agenda List" to the "work floor." We'd love to have your help!

Rebecca Mikel
NFSS President



PARADISE EARTH

Birds, Products, & Premium Feed



Softbills & Finches IN STOCK NOW:

- Paradise Tanagers
- Bearded Barbets
- Red-legged Honeycreepers
- Owl Finches
- Purple Grenadiers

We Proudly Offer our Paradise Earth
PREMIUM FINCH BLEND, & now our
SOFTBILL DIET.

Our premium diets are complete feeds,
specifically designed for the dietary needs
of finches and softbills.



Ask about
our

**BIRD
GUARANTEE!**

We have worked diligently over the past several years on
our special feeds, which include **Dried Insects, Bee
Pollen, Vitamins, Dried Fruits, & Dried Vegetables.**

*Feed your birds our Paradise Earth
Premium Feed & see improved
feathers, breeding & overall health.*

Buy Softbills, Finches and our Premium Feeds online at
www.BirdProduct.com



Membership Application

Please print clearly

Application date ___/___/___

Check # _____

Primary Member First & Last Name _____

Primary Member's Email Address _____

Mailing address _____

City _____ State _____ Zip _____ Country _____

Area Code _____ Phone _____ (in case we have questions)

New Membership Renewal, list your NFSS# _____ Dual NFSS # _____

Junior Membership (for children 6-16 years old) Date of Birth ___/___/___

Aviary Name _____

How did you hear about us? _____

Check here if you want us to send you an Advertising Packet or Club Affiliation Packet.

Number of yrs.	Single	Dual	Foreign	Junior
1 →	<input type="checkbox"/> 30.00	<input type="checkbox"/> 35.00	<input type="checkbox"/> 42.00	<input type="checkbox"/> 10.00
3 →	<input type="checkbox"/> 85.00	<input type="checkbox"/> 99.00		
5 →	<input type="checkbox"/> 140.00	<input type="checkbox"/> 165.00		
Lifetime →	<input type="checkbox"/> 600.00	<input type="checkbox"/> 1100.00		

Mail with check or money order [U.S. Funds] payable to NFSS

Mail to: Sara Roberts, NFSS Treasurer - 720 Live Oak Lane - Pinole, Ca. 94564 - USA

To retain your membership number and related data, your membership must be renewed within 60 days of expiration.



Ring Collector

Organize and store your avian leg bands

Keep your NFSS Finch leg bands stored in order and securely. How often have you spilled out your leg bands, losing track of the order or watching them roll on to the floor? Keep your sizes organized and in numerical order. Easily select the next band needed with one hand while you have a chick in the other.

\$4.00 each

Available from the online store - www.nfss.org/shop/bands/

Nominations Sought for the National Aviculturist Recognition Award (NARA)

The National Finch and Softbill Society is currently seeking nominations for the National Aviculturist Recognition Award (NARA). The NARA was established to recognize Finch and Softbill Save (FSS) participants who have developed a program of avian breeding success involving sequential generations of rare, endangered, difficult-to-breed, or CITES-listed birds.

The NARA is a multi-level award program with minimum requirements as follow:

Level B (First Step)

1. The aviculturist must be a member of FSS for 2 years.
2. Detailed genealogical records must be kept.
3. Four generations of birds must be closed-banded and/or documentation must be provided in the form of a pedigree. (This requirement may be eased for long-lived softbill species at the discretion of the NARA Committee).
4. References are preferred but not required.

Level A (Full NARA Award)

1. The aviculturist must have already earned the Level B NARA Award in a previous year.
2. A written protocol on how the success was accomplished with enough detail that another aviculturist could follow the same protocol and replicate it with success must be submitted to the NARA Committee before NARA voting.
3. An article for publication in the NFSS Journal must be submitted to the Committee describing the breeding program protocol submitted above as well as the information garnered about this species.
4. Written references from at least three NFSS members who have seen the nominee's setup and birds must be provided. Ideally, such references should describe the candidate's qualifications, community involvement, and accomplishments. Much weight will be placed on the quality of these references and the information they provide.

Additional Criteria

The requirements listed above are the minimum breeding experience and documentation required to be eligible for the award, but they are not the deciding factor for receiving the award. The NARA is designed to be a very prestigious award that is difficult to achieve. We are seeking candidates who have done exceptional things in the field of aviculture and who have shared that experience with the community to better aviculture. They may do that in many different ways. They may show their birds and share them with the community, teaching others

about them. They may judge bird shows and share their knowledge with exhibitors of all experience levels. They may write for publications. They may speak at events such as expos, conventions, shows, and bird clubs. They may organize bird groups, volunteer for bird organizations, or assist with organized conservation efforts. The possibilities are infinite. In short, candidates should be individuals who (1) have experience and have demonstrated success working with their birds, (2) contribute to aviculture in a relevant way by working with species that are rare or difficult, and (3) share their knowledge with the avicultural community in a way that helps the community to grow and thrive.

How to Nominate a Candidate

1. Any NFSS member may nominate a candidate for the NARA.
2. Verify the candidate's eligibility to ensure they meet the minimum requirements for the award.
3. Explain how the candidate meets the additional criteria described above in a letter or e-mail with the submission.
4. Submit the required documents and references to the Finch and Softbill Save Director before the NFSS Board of Directors 3rd quarter board meeting (candidates for the Full NARA Award need not resubmit Level B documentation).
5. Nominations with incomplete documentation at the time of the 3rd Quarter BOD Meeting will not be considered for the award that year.

Selection Process

1. Candidates will be presented to the Board of Directors at the 3rd Quarter BOD Meeting, along with all the paperwork submitted on their behalf.
2. The Board of Directors will discuss the candidates.
3. The Board of Directors will select 0-3 candidates to receive the Level B award.
4. The Board of Directors will select 1 candidate to receive the Level A Full NARA if there is an outstanding and worthy candidate who is ready for the award.
5. Award recipients will be announced at the Annual Member Meeting.

Send Nominations to:
E-mail: 3rdVP@NFSS.org

Why All the Fuss About Air Sac Mites

Laraine McGinnis



Throughout the years, I have offered most of the following information in a condensed form to numerous Canary and Lady Gouldian Finch breeders and owners. This time I have tried to be as comprehensive as possible with the limited amount of information available to us non-scientific folk. A complete print-out of most of the referenced studies and papers are available (for a price) on the internet. However the complete Tidemann and Bell studies are available online at no charge. I was able to acquire the full text of some of the other air sac mite studies through a friend working in the scientific field.

Therefore some of the initial text below is going to be a bit technical. I have tried to insert plain language explanations wherever I could to make it easier to understand. Please do not be turned off by the technical discussion. An understanding of how our birds are infected is important in order to learn what to do to keep them healthy.

Avian Respiratory System

The avian ventilation/respiratory system, like the mammalian respiratory system, delivers oxygen from the air to the body tissues and also removes carbon dioxide. But that is where the similarity ends. The avian respiratory system also plays an important role in thermoregulation, helping to maintain normal body temperatures despite wide fluctuations in the temperature of the surrounding air.

The avian ventilation system also serves as a storage station for oxygen because it is directly connected to the skeletal system where oxygen is stored in the semi-hollow bones. This storage system is especially important during migration, when birds are flying at altitudes where oxygen is in short supply. This fact was tested and proven in 1758 by John Hunter.

The avian respiratory system is composed of a paired set of lungs and 9 air-sacs:

- 1 interclavicular sac
- 2 cervical sacs
- 2 anterior thoracic sacs
- 2 posterior thoracic sacs
- 2 abdominal sacs

These 9 air sacs have very thin walls with few blood vessels, so they do not play a direct role in gas exchange to the body tissues. Instead, the gas exchange takes place in the air capillaries which rise up from the Parabronchi (Welty & Baptista 1988). The avian respiratory system uses “flow-through ventilation” by relying on the flexible air sacs to move the inhaled air through the rigid lungs, on both inhalation and exhalation. The 9 air sacs enhance the efficiency of the system and allow for the high metabolic rate found in birds.

It actually takes 2 inhalations to totally exchange the air within the avian respiratory system. During the first inhalation, air enters through either the nares or the mouth, passes through the pharynx and down the trachea directly into the posterior air sacs, while simultaneously into the lungs and all the way to the parabronchi and into the anterior air sacs. During exhalation, air moves out of the posterior air sacs, through the parabronchi and simultaneously out of the anterior air sacs and out of the body via the trachea. The second inhalation will bring in a new supply of fresh air. This unidirectional flow means that air moving through the lungs of a bird is largely ‘fresh’ air and has a higher oxygen content than air coming into the lungs of mammals, which is mixed with air that has been in the lungs for awhile.

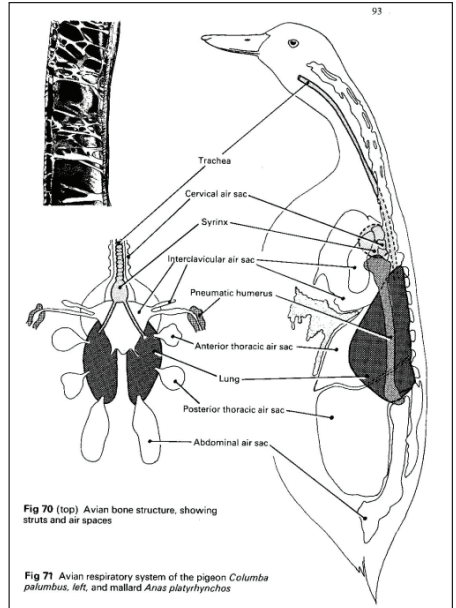


Fig 70 (top) Avian bone structure, showing struts and air spaces

Fig 71 Avian respiratory system of the pigeon *Columba palumbus*, left, and mallard *Anas platyrhynchos*

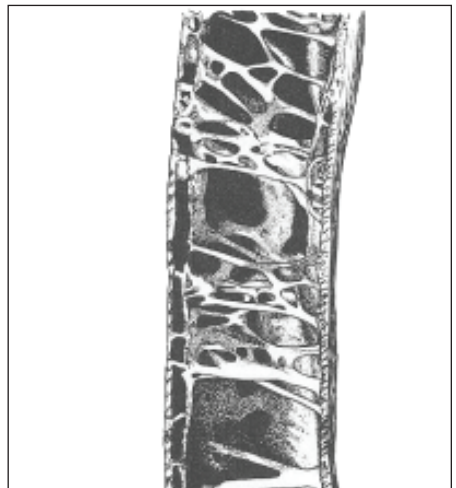
Drawing from How Birds Work by Ron Freethy

Oxygen Storage Pockets

Part of the air sac system creates pockets in the skeleton at the humerus, vertebrae and femur. It is theorized that this was to lighten the bone structure, allowing dinosaurs to walk upright and prehistoric birds to fly. These oxygen storage cavities enable birds to fly long distances (during migration) at high altitudes where oxygen is in short supply.

Maintaining Body Warmth

Now it is easier to understand that when birds are infested with air sac mites it affects everything they do. Since the



ventilation system helps to maintain their body temperature system, when it is not functioning properly birds will become fluffed in an attempt to control their body temperature by external means. They are attempting to create an insulation blanket around themselves like we would when putting on a jacket during the colder months of the year.



The best course of action upon observing this would be to supply them with an external heat source. That way the bird does not have to use its energy reserves to keep warm, instead using that energy for self-healing. The external heat should not come from a source that also provides light, like an electric light bulb. Instead, use a heat-only appliance, such as a ceramic reptile heater, infrared heat bulb, or even a heated perch system.

A warmed hospital cage can be fashioned quite inexpensively with a heating pad under a small cage with one perch very near the bottom to facilitate the bird absorbing as much warmth as possible. Place newspaper on the floor and be sure to locate food and water near the perch. A partial covering over the cage will keep the heat contained. One important note: only older versions of a heating pad can be used in this manner, because all newly manufactured heating pads automatically shut off after two hours.

Air Sac Mite Studies

In 1992, Sonia C. Tidemann et al. ran extensive studies on the relationship of the rhinonyssid parasite *Sternostoma tracheacolum* (air sac mite) and the Gouldian Finch. Her goals were to:

- Determine the prevalence and intensity of infection in wild Gouldian Finches compared to other finch species living in the same territory of Australia
- Determine the earliest date of occurrence in wild birds in Australia
- Determine the pathological effect of *S. tracheacolum* on individual birds.

These studies found air sac mites in Gouldian Finches and 6 other species: Long-tailed Finches, Masked Grassfinches, Pictorella Mannikins, Zebra Finches, Double-barred (Owl) Finches, and Budgerigars. The prevalence and intensity of infection in Gouldian Finches was higher than in the other species, except the Pictorella Mannikins.

The studies were unable to determine the exact date that the air sac mites arrived in Australia because there were no preserved Australian avifauna collected on early historical expeditions. It was supposed that the introduction of the air sac mite into Australia may have been recent. The source could have been migratory birds, or aviary birds that came into Australia before quarantine procedures were mandatory. Fain and Hyland (1962) suggest that the normal hosts of *S. tracheacolum* in the Northern hemisphere are wild birds, since infected wild birds survive better than infected captive Canaries.

Pathological Effect

S. tracheacolum is a virulent species of nasal mite known to enter the trachea, lungs and even the body cavity of perching birds throughout the world (Baker et al. 1956; Fain and Hyland 1962). It causes inflammation, lesions, parasitic nodules, and hemorrhaging of the respiratory system leading to pneumonia and ultimately death of Canaries and the Gouldian Finch (Baker et al. 1956; Cumming 1959).

In the Tidemann study, the lungs of infected birds contained disintegration of the tissue lining the site of mite attachment as well as the infiltration of macrophages and lymphocytes to fight off the invading mites. The air sacs were thickened by excess fluid accumulation and infiltration of fibroblasts and lymphocytes. The trachea also had moderate epithelial lesions and lymphocyte and macrophage infiltration, again to fight off the invading parasites.

The mites were 0.2 - 0.3mm wide, 0.4 - 0.6mm long and dorso-ventrally flattened. Scanning electron micrographs indicated that individuals attached themselves by embedding their legs into connective tissue. Mucus secreted by the bird's immune system covered most of the mites that they found attached to the lining of the

JUST FINCHES *and Softbills* MAGAZINE



While focusing primarily on Australasia, this magazine incorporates what's happening with finches and Softbills from many overseas locations as well, including, South Africa, America, Europe and the U.K.

Published quarterly, we look at many different species as well as breeder setups. We also have a Question and Answer section and provision for comments from a leading avian vet.

4 Issues for \$62NZD (about \$52USD) postage paid

Subscribe on-line - Secure credit card

www.justfinches.com • paul@justfinches.com

respiratory system. Mites in the trachea, especially when coated with mucus, reduce the internal size of the trachea. Once the width of the trachea is reduced it is hard for infected Gouldians to breathe. As the infestation of mites grows, the trachea narrows even further, and the birds will breathe with an open beak in an attempt to bring more air into their respiratory system. This same mucus coating will also thicken the wall of the air sac at the site of the mite attachment, thus preventing the air sac from acting as efficiently to move air in and out of the lungs. The harder breathing becomes, the more bodily movement you will notice. This explains why “tail bobbing” is a symptom of an air sac mite infection. A healthy finch without an air sac mite infection will not noticeably move when they are breathing.

Immune System Checks

In the Tidemann study, there was a 62% infection rate in the Gouldians studied, so it does seem possible to have Gouldian Finches that have never been infected with air sac mites. Through the centuries, in the face of continuous threats from parasites, birds have developed a high functioning immune system to keep themselves free of invasive organisms. In captive Gouldians, air sac mite infections are a rare event if adequate nutrition is present to allow the birds to develop a strong immune system from time of hatch. If a few mites invade the respiratory system, the immune system will keep their numbers in check, preventing a life threatening infestation.

But stress lowers the immune response in all living organisms. Most of our captive finches are under a constant amount of stress, if not from their molting cycle, breeding cycle or crowded living conditions, then just from the fact that they are captive and living behind bars.

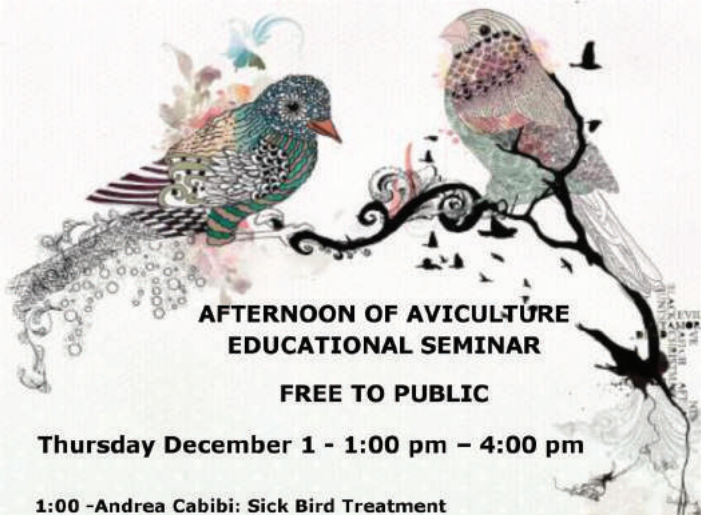
I know what you are going to say now...“but they have always lived in a cage, they have never known anything else”. But have you ever watched your flock as you approach them on a daily basis? They see you every day of their lives. You feed them and clean up after them. Yet, if they are all down eating at their food dish, and you approach, they will fly up in unison to higher perches for safety. Whenever this fight or flight mechanism is triggered, there is resulting stress, if only for a very short time period.

Studies conducted in 1995 by P.J. Bell explored the transmission biology of the air sac mites and the Gouldian Finch. These studies found that *S. tracheacolum* was ovoviviparous (produces eggs that develop within the maternal body and hatch within or immediately after release from the parent body). The young are laid in the lung of the host birds and then molt without feeding. Following a blood meal, the female protonymphs move to the posterior air sacs, where they are protected from the host's immune response, due to little blood flow to the air sacs, preventing any insecticide from reaching them. The male protonymphs tend to stay within the lungs, where there is significant blood flow, to complete development and therefore can be killed whenever an insecticide is present in the blood stream. Pregnant females tend to occupy the air sacs, syrinx and trachea of the host while adult non-pregnant females are more commonly found in the upper respiratory system,

particularly the mouth and nasal cavities. In vitro rearing experiments and other observations indicate that the life cycle (from egg to adult) is completed in less than 6 days.

Adult male mites tend to be common in small populations but uncommon or absent in large populations, supporting an argument for parthenogenesis (biological without fertilization) and an arrhenotokous (producing only males) system of sex determination.

Transmission from one bird to another is accomplished by the adult, non-pregnant females at this stage, which were observed on the head plumage, beak and nares of infected birds. Artificial infection experiments indicated that non-pregnant females from the nares of Gouldian Finches are capable of surviving long enough to start a new infection in a naive host. Bell's observations indicated that adult non-pregnant females possessed suitability for prolonged exposure to ambient conditions, an attribute not found in other life stages of the air sac mite. Further observations indicated the potential for these non-pregnant females to remain on the bill and plumage for many hours before retreating to the humid safety of the nasal cavity.



**AFTERNOON OF AVICULTURE
EDUCATIONAL SEMINAR**

FREE TO PUBLIC

Thursday December 1 - 1:00 pm – 4:00 pm

1:00 -Andrea Cabibi: Sick Bird Treatment

2:00 -Rebecca Koch: Using Canaries to Understand Bird Coloration

3:00 -Andrea Cabibi: Artificial Insemination for Finches & Canaries

4:00 -Vince Moase: Judges Clinic

NFSS Sponsored educational seminars. Free and open to everyone. After buying show tags and settling in, it's the time of year where we all come together. So let's talk birds, socialize, sip coffee or tea, renew and meet new bird friends!

SPONSORS:



They were regularly observed on the external nares, mandibles and head plumage of infected Gouldian Finches. They were observed carrying the first pair of legs in the air and waving them vigorously. They were present in all months of the year, between 08.00 and 18.00 hours, on both male and female birds in both breeding and non-breeding condition.

Bell's study stated that *S. tracheacolum* actively seeks a new host. He felt that it was unlikely that transmission occurred as regurgitant between parent birds or between parent and chick as the mechanical action of this activity alone may be sufficient to destroy the delicate mites. He stated that any mite surviving transferral in this manner to the crop of a nestling bird must then survive further mechanical and biochemical dangers during migration to the trachea.

The Bell studies clearly state that the most probable modes of transfer were (1) directly from the nasal cavity of an infected bird to that of a recipient bird via the nares and (2) indirectly also from the nasal cavity, but including a period of time on water, perches or nest material. This is why it is very important that you thoroughly clean and disinfect the cages and nestboxes during treatment for air sac mite infestations.

Posterior Air sac protection

Once a bird is infected, it is next to impossible to ever completely eradicate them from a bird's respiratory system because the female protonymphs migrate to the posterior air sac, where they are protected from the bird's immune system and from insecticides. There is little blood flow in the air sacs, so it is impossible to get the insecticide from the bloodstream to the protonymphs living in the air sacs.

When a bird has a strong, healthy immune system it is able to keep the population of nymph air sac mites from maturing. During stress, when the immune system becomes suppressed, it is up to us to help them keep the adult numbers in check as the protected nymphs mature. We can do this by using either Ivermectin (S76) or Moxidectin (Scatt). If we fail to do this, before the population of mites has grown out of control, the simple act of treating the bird to kill the mites could likely also suffocate the bird because the high number of dead mite bodies will clump together, blocking the respiratory tract completely.

Treatments

Since Scatt remains in a bird's blood stream for 3 weeks, I do not like using it more than 6 times per year: Immediately prior to and immediately after both the breeding season and molting cycle (basically every 2 months throughout the year). S76 will only remain in the blood stream while it is present in the bird in its drinking water, so the recommendation is that during the molting cycle the treatments should be given for 2 consecutive days every 3 weeks. The rest of the year it should be administered for 2 consecutive days every month. S76 is safe even for day old chicks, so do not stop the use of S76 during the breeding cycle.

My Story

Now that we have read all that scientific stuff, I am going to tell you a not- so-happy story that happened to me in the fall and winter of 2009. First let me say that I have met many Gouldian and Canary breeders during the last 32 years that will deny ever finding air sac mites in their flock...or they will deny even knowing what an air sac mite is. I believe that the thought behind this is that they are afraid that no one will purchase their birds if they know that there are air sac mites present. As was stated previously in this article, in the Tidemann study they found that 62% of the birds that they checked were infected with air sac mites. So prior to 1992 there was a possibility that wild Gouldians may never have become infected. Wild Gouldian Finches do hang out in flocks during certain parts of the year, but never within the close proximity that our captive birds do. They all drink from the same water sources, but nothing as tiny as our water bottles and bowls (in relationship to the number of birds). Therefore, I believe, based upon my own experiences, and the numbers of Gouldian people with infected birds that have contacted me for help in the last 18 years, that Gouldians raised in captivity in close proximity to each other are all infected with air sac mites. If they have had good nutrition since the day that they were hatched, they were able to develop a strong immune system which will be able to keep the infection in check. So those quality breeders that claim never to have had air sac mites in their flock, while not being absolutely factual, were being truthful in their claims. They may truly never have seen any symptoms of an infestation exhibited in their birds.

What it Sounds Like

My first experience with air sac mites was in my flock of Canaries back in 1984. When I walked through the house at night, I began to hear noises while the birds slept that sounded like a child, after a crying spell, who was trying to catch his breath. To me it sounded like the birds were trying to catch their breath, by inhaling quickly multiple times in a row. It wasn't a loud sound, as I only heard it at night when the house was completely quiet. My vet gave me Ivermectin to treat them, and since that time, I had never, ever heard that or any other respiratory sound coming from either my Canaries or Gouldians. But since that day, I have always



treated my birds on a very regular schedule with either Ivermectin or Moxidectin. And I would never think to claim that there were absolutely no air sac mites in my flock. Personally I don't think that you could make that claim, once you had known for a fact that there were air sac mites found in even one bird. Since the protonymphs migrate to the posterior airsac where they are protected from the immune system of their host, and they are untouched by the insecticides that kill the adult air sac mites, unless you performed a necropsy on each bird, in which case you would not have any birds, you could never be sure that you do not have air sac mites in your flock.

It all began with the flood

My not-so-happy story began at 2:30AM on September 21st, 2009 when the Atlanta, Georgia area was hit by rising flood waters after three weeks of almost constant rain. The ground was completely saturated and could hold no more water, so it began infiltrating the basements of just about everyone I know. Many people lost their homes completely to the flooding rivers, so what happened to me was a mere inconvenience compared to some; nonetheless it has led me to believe that this could happen to anyone.

Our basement took on four inches of water, and my husband and I spent 18 hours with shop vacs and mops attempting to clean up the mess. When the lights came on in my aviary at 7:30 AM, I could see that it, too had four inches of water on the floor. At that time, I was one week from setting my birds up for the breeding season. I spent that day catching them from the flights filled with floating bedding and moving them to smaller holding cages, above the water, in very crowded conditions. The humidity in the aviary had gone from 35 percent to over 90 percent in less than five hours. The humidity unfortunately remained that high for almost ten days. My



THE FOREIGN BIRD LEAGUE

The Premier Foreign Bird Keeping Society in the UK

Founded 1932

Overseas Membership 2013 £20 (to be paid in sterling)

PayPal Available

**Please visit our website to download a membership form and
to check on the latest membership fees.**

www.foreignbirdleague.com

dehumidifier was ruined by the flooding water, but buying another was impossible for another 10 days because the entire city was going thru the exact same problem that we were. Dehumidifiers just weren't to be found. Once I got one, it took three days to dry everything out and bring the humidity levels back to 35 percent.

It took about a month to get everything cleaned up and back to normal. At this point, I should have known better than to set the birds up to breed. My 18 years of experience should have told me that they had been under too much stress. But looking at them, they did not appear to be out of condition. The hens' beaks were still dark and the cocks were still singing their little hearts out. So I went ahead and set them up.

The breeding did not start off with a bang the way it had the year before. That should have been my first sign, as many of these were experienced, bonded pairs. Of the 26 pairs set up to breed, a few went right to work, but when the babies hatched they began pitching or just abandoning the nests. I had not had pitched babies in years, and these were experienced pairs, not newbies. Because I have about 100 birds in my aviary, it took a while before I heard the noise...a loud, wet, raspy, wheezing sound coming from 3 birds. I knew that I had been treating for air sac mites every month with S76, so it couldn't be that. I figured that because of the wet conditions they had been exposed to for a month, the problem might be a protozoa infection like *Trichomonas*, so the entire flock was treated with Ronivet-S for a week. The 3 birds continued to make that same wet, raspy noise although I never heard it in any of the other birds. So then I treated those 3 with Amoxicillin and Tylan for another week thinking that it was a bacterial respiratory infection, but still the noise persisted. The rest of the flock appeared to be fine but the breeding had gotten only slightly better. So as a last resort, I applied the air sac mite treatment directly to the skin of those 3 noisemakers, and one bird stopped the noise.

I kept the other two isolated from the rest of the flock, but I found one of them, a beautiful red-headed normal hen, dead the next morning. I immediately placed her in a plastic bag and refrigerated her. I e-mailed a friend that has done necropsies of her own birds and asked if she would be willing to necropsy this hen if I express mailed her that same day. She agreed and off the poor girl went. It took two days to deliver the one-day package, so by the time my friend received it, the bird had been dead for three days. It was late in the day when it arrived, so she planned to do the necropsy the very next morning.

She reported that when she opened her up, every organ looked perfect. She was not under weight, just a bit dried out since she was now four days dead. Since we suspected something respiratory, she took some goo that she found in the upper respiratory tract, prepared a slide and looked at it under the microscope. Shock! Horror! She found air sac mites. As she rushed to the phone to call me, her college-age daughter looked at the microscope slide and asked her mom, "Should these things be moving?"

“No, heavens no. NO WAY!” I heard my friend shouting back.

She had found live, moving air sac mites in a bird that had been dead for 4 days!

How was this possible? How could they survive that long? I still don't have an answer on that, but I'm sure that you've heard the joke that cockroaches would probably be the only survivors if we ever had a nuclear disaster? Well, my bet is that air sac mites would still be around too!



This is a photo of a gravid (pregnant) female air sac mite that was still living inside of my four-days-dead bird. It was reported in the Bell study from 1995, that “Ivermectin is known to kill *S. tracheacolum* (e.g. Grimm and Centufier, 1986; Kummerfeld and Schafer-Nolte, 1987) When Ivomec® (0.8g Ivermectin) is administered orally to captive Gouldian Finches *Erythrura gouldiae* the egg in utero of the killed female mite does not die but continues to develop (Bell, 1995).”

You can kill the female mite and yet her egg does not die, but continues to grow and be born!

Reviewing the Facts

After the shock settled into my brain, I began to look for a pattern. I discovered three more birds that were displaying similar raspy symptoms, but not nearly as pronounced as the three original birds. Then suddenly I saw that every bird with these symptoms had the same colored identifying leg-band. All but one of these symptomatic birds came from the same parents. This fact alleviated most of my concern. What I was seeing in these related birds was what will happen when a bird does not have a strong, healthy immune system. These birds “looked” fine, but it was evident that none of them had an immune system strong enough to keep the air sac mite population in check during the stress caused by the flooding, being confined to crowded holding cages for a month, and then being placed into a breeding situation.

All but one of these birds were “weak gened” and unable to build a strong, healthy immune system, even though they were provided the best diet possible. Their parents are unrelated and show no sign of air sac mites, however this pairing is not a good one and they will not be paired together in the future. This is the type of decision-making we must make if we are going to keep improving our captive populations of Gouldians. We must be able to selectively pair and breed only the BEST birds, and not whatever we can find, or those who are the exact color we have been looking for.

I kept all but one of the offspring as this was a new bloodline that I was developing. Unfortunately, every one of those birds died within three months of the flood. The one bird that I gave to a friend before the floods and the resulting stress is showing

no sign of problems. But I have advised him not to breed this bird and to keep it in as stress free an environment as possible, keep up the regular air sac mite treatments and just enjoy his lovely bird as a pet.

Looks can be deceiving

I hope you can now see that just because a bird looks healthy, you cannot assume it will be fine when placed under stress. I hope you will learn from my mistake in thinking that everything was just fine after such a stressful time for my flock.

It has been said that everything happens for a reason. Back on September 21st, I couldn't think of anything good coming from that day. But now I think that what happened on that day led me down a path that will help to enlighten all Lady Gouldian lovers. Air sac mites are real! Air sac mites can be a real killer for your birds, and therefore you need to be vigilant in keeping them in check with regular treatments.

I remember back in those early years when I first began raising canaries, the only thing available to us to treat our birds for air sac mites was five percent Sevin Dust via the "shake 'n bake" method. I never want to go back to that again. I can also remember when Ivermectin was discovered, unless you had a local avian vet who could give birds liquid Ivermectin by mouth, you had only the horse paste, and later

The Finchery

At The Finchery we carry products and are authorized distributors of many of the top Avian brands including:



We carry these and many other great brands as well as many different seed, grain & pelleted formulations. All Guaranteed Fresh and with a "100% Satisfaction Guarantee".

New products arriving daily, Check back often!

TheFinchery.Net

the injectable Ivomec, and then the Pour-On Ivomec all made for horses, sheep and cattle. It seemed that we always had to use products made for other animals, and therefore lost numerous small birds due to calculation errors.

Now we have two products made specifically for our birds and both of these products, when used following label directions, will allow our captive birds to live long, healthy lives. I know that some of you reading this article feel that I only offer this information because I sell both products. I want to assure you that your perception is not correct.

I want to assure you that I offer this information and sell both of these products because I want all of you to have strong healthy birds. It does not matter to me whether you purchase the products from me or not. What does matter is that now that we can so easily eliminate the possibility of death from these parasites, I think that it is a shame to allow one single Canary or Lady Gouldian to die from them.

Laraine McGinnis lives in Stone Mountain, Georgia with her husband Stephen, dog Brandee and cat Dodger. She has raised finches for 25 years starting with Canaries and then Lady Gouldian Finches. She has also bred Owl Finches, Masked Grassfinches and Fire Finches in recent years. Laraine owns and operates www.ladygouldian.com – not to be confused with the “other” Lady Gouldian website on-line. All NFSS members receive a 10% discount on all orders.

References

Baker, E.W., Evans, T.M., Gould, D.J., Hull, W.B., & Keegan, H.L. (1956) A manual of mites of medical or economic importance.

Bell, P.J. (1996) The life history and transmission biology of *Sternostoma tracheacolum* Lawrence (Acari: Rhinonyssidae) associated with the Gouldian Finch (*Erythrura gouldiae*)

Cumming, R.B. (1959) Respiratory acariasis of canaries and Gouldian finches

Fain, A. and Hyland, K.E. (1961) The mites parasitic in the lungs of birds. The variability of *Sternostoma tracheacolum* Lawrence, 1948, in domestic and wild birds

Tidemann, Sonia C., McOrist, Steven, Woinarski, J.C.Z. and Freeland, W.J. (1992) Parasitism of wild Gouldian finches (*Erythrura gouldiae*) by the air-sac mite *Sternostoma Tracheacolum*



NFSS AFFILIATED CLUBS

Affiliate/Awards Director: Laura Bewley
3538 65 W. Avenue, Tulsa, OK 74107
affiliations@NFSS.org

CALIFORNIA

West Coast Zebra and Society Finch - NFSS Speciality Club

Meetings: None

Website: www.efinch.com/show

EVENT 1

Show: West Coast Zebra and Society Finch, August 5-6, 2016

Location: La Quinta Inn, 200 Jibboom St, Sacramento, CA- 916-448-8100

Manager: Richard Renshaw

Email: rrenshaw@yahoo.com

Judge: KJ Brown

Division: Standard Zebras, Rare Zebras, Standard Societies, Rare Societies

Finch Society of San Diego County

Meetings: 4th Sunday of each month

Location: Poway Elks Lodge, 13219 Poway Road, Poway, CA

Website: www.finchsocietyofsandiego.com

Email: sdfinchsociety@gmail.com

Central California Cage Bird Club

Meetings: 3rd Sunday of month

Location: Stanislaus Ag Center, 3800 Cornucopia Way, Modesto, CA

Website: www.mycccbc.org

Club Email: terryr@mycccbc.org

EVENT 1

Show—CCCBC 63rd- Annual Show & Fair , October 29, 2016

Location: Stanislaus County Fairgrounds, 900 N. Broadway Bldg. E-2, Turlock, CA

Manager: Darrell Brewer / Terry Ryan

Phone: 209 969-9030

Email: terryr@mycccbc.org

CONNECTICUT

Lory League, Triangle Bird Club, LPS & NFSS

Meetings: None

Website: <http://www.LoryLeague.org>

Contact: (206) 501-7428

Email: blconnection@hotmail.com

EVENT 1

Show – Cromwell Plaza/Radisson, Cromwell, CT August 6, 2016

Manager: Julie

Phone: 206-501-7428

Email: Julie@loryleague.org

Divisions: ACS, ALBS, NAPS, NCS, NFSS, SPBE

NFSS AFFILIATED CLUBS

Affiliate/Awards Director: Laura Bewley
3538 65 W. Avenue, Tulsa, OK 74107
affiliations@NFSS.org

EVENT 2

Conference – American Federation of Aviculture, 43rd Annual Conference & Bird Expo - August 4 - 6, 2016
Location: Cromwell Plaza/Radisson, Cromwell, CT
Website: www.LoryLeague.org

FLORIDA

First Coast Finch and Softbill Society

Meetings: 1st Saturday every 3 months
Location: 860 Fruit Cove Road , Saint Johns, FL 32259
Contact: Lauren Ogburn and Van To
Phone: 904-923-7431
Email: sunbay@comcast.net
Website/Social Media/Facebook

Suncoast Canary & Finch Club

Meetings: 1st Wed. Of month, 1419 Collingswood Blvd, Port Charlotte, FL 33948
Website: www.suncoastcanaryandfinchclub.com
Email: vetagator@yahoo.com

EVENT 1

Annual Canary and Finch Show –Saturday & Sunday October 8&9, 2016
Location: Charlotte County Event & Conference Center, 75 Taylor St.,
Punta Gorda, FL 33950
Finch Judge: Nizam Ali
Type & Stafford Judge: Regina McCarthy
Lipochrome, Melanin and New Color Judges: TBA

Florida Canary Fanciers, Inc.

Meetings: 3 rd Sunday Every Other Month 2:00pm
Website: www.floridacanaryfanciers.com
Email: RudiTour@aol.com

EVENT 1

Show– Florida Canary Fanciers 20th Annual Show, December 10, 2016
Judge: Kenneth Gunby
Location: Ramada Gateway Hotel, 7470 W. Irlo Bronson Memorial Hwy,
Kissimmee, FL 34747
Show Manager: Mike Corbeil
Phone: 407-468-4255
Email: RudiTour@aol.com
Other Divisions: Canary- Colorbred, Song (12/9-11th), & Type

NFSS AFFILIATED CLUBS

Affiliate/Awards Director: Laura Bewley
3538 65 W. Avenue, Tulsa, OK 74107
affiliations@NFSS.org

Treasure Coast Exotic Bird Club

Meetings: 4th Sunday of Month
Location: Port Salerno Civic Center, 4710 Anchor Ave., Port Salerno FL
Email: jim.dwyer@netzero.net

EVENT 1

Expo—Treasure Coast Exotic Bird Expo, March 20, 2016
Location: Martin Co. Fairground, Stuart, FL, 2612 SE Dixie Hwy
Show Manager: Kathy Dwyer
Phone: 772-464-7210
Email: jim.dwyer@netzero.net

ILLINOIS

National Bird Show 2016

Phone: 800-474-3272
Website: www.ncbs.org
Show: The 68th National Bird Show — December 1-3, 2016
Location: Pheasant Run Resort, 4051 East Main Street, Saint Charles, IL

Judges:

Division 1 Borders: Vlentino Cherobini - England
Division 2 Glosters: Pietro Tellaroli - Italy
Division 3 Type: Keith Ferry - England
Division 4 Old Variety: Kevin McCullum, New York
Division 5 American Type: Bonnie Cain - Ohio
Division 6 Fife Fancy: Hank Snoeren - Holland
Division 7 Staffords: Stephen Berrill - England
Division 8 Lipochorome Colorbred: Anotonio Sanz - Spain
Division 9 Melanin Classic Colorbred: Javier Soriano - Spain
Division 10 Melanin New Color - TBA
Division 11 Finches/Softbills: Laura Watkins - California
Division 12 Parrots - Deb Dollar - Florida
Division 13 Rares and Eye Ring Lovebirds: Edwin Vloeberghen - Belgium
Division 14 Peachface Lovebirds: Panagiotis Vrannas - Greece
Division 15 Cockatiels: Julie Allen - Florida
Division 16 American Singers: Mario Valladares - Illinois
Division 17 Roller Canaries: Steve Billmire - California
Division 18 Spanish Timbrados: Lazaro Perez - Spain

Illini Bird Fanciers Inc.

Meetings: First Sunday of the month; Noon to 4pm.
Location: Harvard Park Baptist Church, 2401 S. 9th, Springfield, IL
Website: www.illinibirdfanciers.com
Email: contact@illinibirdfanciers.com

NFSS AFFILIATED CLUBS

Affiliate/Awards Director: Laura Bewley
3538 65 W. Avenue, Tulsa, OK 74107
affiliations@NFSS.org

EVENT 2

IBF Fall Fair, September 18, 2016

Location: Illinois Bldg., State Fair Grounds, 801 E. Sangamon Ave, Springfield, IL

Fair Manager: Mary Warren

Email: mawarren0414@gmail.com

Phone: 217-836-2836

MISSOURI

Gateway Parrot Club

Meetings: 3rd Sunday of the month,

Location: Varietees Bird Store, 60 Meramec Valley Plaza Valley Park, Mo. 63088

Website: www.gatewayparrotclub.org

Club Contact: Georgia Fletcher

Email: president@gatewayparrot.org

EVENT 1

Fair - August 27, 2016 - 10:00 am - 6:00 pm

Location: Machinists Hall, 12365 St. Charles Rock Rd, Bridgeton, MO

Phone: 636-529-0026

Email: rcgrommet@att.net

MICHIGAN

Society of Canary and Finch Breeders of Michigan

Meetings: 3rd weekend of the month at members homes, Livonia, MI

Website: www.scfbmichigan.com

Email: mtarsitano@gmail.com

EVENT 1

Fair - Fall Bird Fair September 10, 2016

Contact: Mary Tarsitano

Email: mtarsitano@gmail.com

Phone: 586-781-6429

Location: Livonia Elks Lodge #2246, 31117 Plymouth Road

EVENT 2

Show- Annual Bird Show, Saturday, October 22, 2016

Location: Contact: Mary Tarsitano

Email: mtarsitano@gmail.com

Phone: 586-781-6429

Divisions: Colorbred Canary/Hybrid/American Singer/Parrots NAPS/Cockatiels
NCS/Budgerigars-ABS

NFSS AFFILIATED CLUBS

Affiliate/Awards Director: Laura Bewley
3538 65 W. Avenue, Tulsa, OK 74107
affiliations@NFSS.org

NEW HAMPSHIRE

Birds of A Feather Avicultural Society

Meetings: 2nd Monday of each month
Location: Villa Crest Retirement Center
Email: Prismsdad@aol.com
Website: www.BOAF.com

EVENT 1

Show: 29th Annual Show & Mart – November 5, 2016
Location: All Dogs Gym and Inn, 505 Sheffield Rd., Manchester NH
Show Manager: Ray Schwartz
Judge: Laura Tinker - SPBE/NFSS Panel Judge
Phone: 603-362-6106
Email: prismsdad@aol.com
Divisions: Parrots, Finches

NEW YORK

New York Finch & Type Canary Club

Meetings: 2nd Sunday of most months (Except July & August)
Location: Averill Blvd. Park, Elmont (Long Island), NY 11001
Phone: 718-967-6899
Email: barstand@verizon.net

EVENT 1

Show: New York Finch & Type Canary Club Annual Show – September 10, 2016
Location: St Jude Church School, 1696 Canarsie Road, Brooklyn, NY 11236
Show Manager: Chris Taylor
Phone: 718-454-3347
Email: barstand@verison.net
Judge: Bob Peers (NFSS)
Division: Finch/NFSS

Great Buffalo Bird Fair

Facebook: Great Buffalo Bird Fair
Email: GreatBuffaloBirdFair@gmail.com

OREGON

Columbia Canary Club

Meetings: 1st Sunday of each month, 2:00 p.m - 4:00 p.m.,
Website: www.columbiacanaryclub.org
Facebook: Columbia Canary Club
Location: Milwaukie Granger Hall, 12015 S.E. 22nd Avenue, Milwaukie, OR
Contact: Kristine Rigdon
Email: Kristine@pcez.com

NFSS AFFILIATED CLUBS

Affiliate/Awards Director: Laura Bewley
3538 65 W. Avenue, Tulsa, OK 74107
affiliations@NFSS.org

EVENT 1

Show – Columbia Canary Club 47th Canary & Finch Show, Nov. 1-2, 2016
Location: Location - Warehouse 23 -100 Columbia Street, Vancouver, 98660

Show Manager: Hector Diaz

Email: diaz47@msn.com

Phone: 503-569-6119

Judge:

Finch – Alfredo M. Brugueras | Canary Type – Barbara Rosario | Color–Dan Griffin

TEXAS

Alamo Exhibition Bird Club

Meetings: 4th Sunday of Every month

Location: St John Methodist Church, 2202 Bandera Rd, San Antonio, TX 78228

Website: aebc.org/wp | Facebook: www.facebook.com/groups/127537545516

Club Contact: Ben Garza – 210-275-3369

EVENT 1

Alamo Exhibition Show & Bird Mart – September 10, 2016

Manager: Ben Garza

Location: Seguin – Guadalupe Coliseum, 950 South Austin St, Seguin TX

Phone: 210-275-3369

Email: Ben1songbirds@yahoo.com

Judge: Alfredo M. Brugueras

Other Divisions: Parrots, Cockatiels, Canaries

Fort Worth Bird Club

Website: fortworthbirdclub.com

Club Contact Email: FWBC@fortworthbirdclub.com

EVENT 1

Show – 63rd Fort Worth Bird Club Show, September 17, 2016

Location: Cleburne Conference Center, 1501 W. Henderson, Cleburne, TX 76033

Show Manager: Cheryl Burns

Phone: 682-231-3099

Email: thebirdmart@fortworthbirdclub.com

Other Divisions: Budgies, Cockatiels, Canaries, Finches, Parrots

EVENT 2

Fair – The Bird Mart, October 15, 2016

Manager: Cheryl Burns

Location: Cleburne Conference Center, 1501 W. Henderson, Cleburne, TX 76033

Phone: 682-231-3099

Email: thebirdmart@fortworthbirdclub.com

NFSS AFFILIATED CLUBS

Affiliate/Awards Director: Laura Bewley
3538 65 W. Avenue, Tulsa, OK 74107
affiliations@NFSS.org

Texas Bird Breeders and Fanciers Association

Website: texasbirdbreeders.org

Club Contact Email: Cheryl@newworldranch.com

EVENT 1

Show – 64th Annual Fall Show & Fair November 12, 2016

Location: Mayborn Convention Center, 3303 N. 3rd St., Temple, TX

Show Manager: Barbara Irwin

Phone: 817-572-6262

Judges:

Budgies - Roy Millican – BAA

Canaries - Color - Ricardo Sanchez – NCA

Canaries - Type - Ricardo Sanchez – NCA

Cockatiels - Frank Horan – NCS

Finches - K J Brown – NFSS

Parrots - Jim Heffernan – NAPS

Canary and Finch Society

Meetings: 2nd Sunday of Every month, Sheraton Hotel, Houston, TX

Website: <http://canaryfinchsociety.tripod.com/>

Club Contact Email: wingsong.hj41@gmail.com

EVENT 1

Show – 21st Annual Show- October 8, 2016

Manager: Helen Jones

Location: Sheraton Hotel – 15700 John F. Kennedy, Houston, TX 77032

Phone: 281-324-4100

Judges: Type Canary – Bob Wild Finch | Finch – Ken Rampersaud

Color Canary – Linda Hogan – In Conjunction with CFS Show

WASHINGTON

Lori League, Triangle Bird Club, LPS & NFSS – Specialty Club

Website: <https://www.loryleague.org>

Email: julie@loryleague.org

Phone: (206) 501-7428

Cascade Canary Breeders Association

Meetings: 4th Sunday of the Month

Woodinville, Washington

Website: <https://sites.google.com/site/cascadecanary/annual-show>

Email: dwhite3511@msn.com

NFSS AFFILIATED CLUBS

Affiliate/Awards Director: Laura Bewley
3538 65 W. Avenue, Tulsa, OK 74107
affiliations@NFSS.org

EVENT 1

Show – 48th Annual Finch and Canary Show and Sale TBA
Location: Evergreen State Fairgrounds, Bld 501, 14405 179 Av SE, Monroe, WA 98272
Show Manager: Doug White
Phone: 360-793-0459
Divisions: Canary, NFSS

Canada

Durham Avicultural Society

Meetings: 2nd Tuesday, Sept to June, 7:30pm
Ajox Rotary Pavilion, 177 Lake Driveway West, Ajox ON
Website: www.birddobdos.blogspot.ca
Club Contact Email: karen.smith@sunnybrook.ca

EVENT 1

Day with the Birds – July 9, 2016
Location: Rotary Park Pavilion, 177 Lake Driveway West, Ajox, ON
Phone: 905-625-3301
Email: dfkearsley@hotmail.ca

Puerto Rico

Asociacion de Criadores de Finches Inc.

Meetings: Wednesdays 7 to 9pm, Lus Catalina Mall Food Court, Caguas P.R.
Website: Asociacion Criadores de Finches (Facebook)
Email: finchrurico@hotmail.com

EVENT 1

Show – Winter Show, November 11, 12, & 13, 2016
Location: Alturas de Villa del Rey Ball Room, Calle Francia Final, Caguas, P.R.
Show Manager: Juan Alicea
Phone: 787-479-7405
Email: juanalicea@yahoo.com

NFSS JUDGES PANEL

4th Vice President - Judges Panel/Standards/Research
Vince Moase • 1078 Roundelay Ct., Oshawa, ON L1J 7R7, Canada
Phone 905-723-1978 • Email: Judgespanel@nfss.org

Nizam Ali

135-11 114th St.
South Ozone Park, NY 11420
Phone: 917-327-1438
redfish1950@yahoo.com

Laura Bewley

3538 S. 65 W. Ave.
Tulsa, OK 74107
Phone: 918-446-3999
lbewley@yahoo.com

Alfredo M. Brugueras

174 CR 2317
Mineola, TX 75773
Phone: 903-569-6979
elmaridodealba@yahoo.com

Clarence Culwell

250 Horseshoe Dr.
Springtown, TX 76082
Phone: 817-220-5568
coculwell@verizon.net

Ricardo Gaskin

1 Stokes Dr
Ajax, ON L1Z 1Y2
Canada
Phone: 647-780-7484
ricardogaskin@hotmail.com

Kenneth Gunby

3692 Mandarin Woods Dr. N
Jacksonville, FL 32223
Phone: 904-403-3078
gunbybird2@aol.com

Annette (Howard) Jermolenko

1234 Conser Dr.
Salem, OH 44460
Phone: 234-564-5964
howardaj78@yahoo.com

Sally Huntington

5634 Carnegie St.
San Diego, CA 92122
Phone: 858-452-9423
sallych@san.rr.com

Armando Lee

2146 SW 2nd Court
Cape Coral, FL 33991
Phone: 239-462-2998

Vince Moase

1078 Roundelay Ct.
Oshawa, ON L1J 7R7
Canada
Phone: 905-723-1978
vkmoase@gmail.com

Bob Peers

535 W. 61st St., Apt. D
Westmont, IL 60559
Phone/Fax: 630-740-7389
r.peers@comcast.net

Hiram Rampersaud (Ken)

9322 213 Street
Queens Village, NY 11428
Phone: 977-767-2248
hiramrampersaud@gmail.com

Laura Tinker

31 Grape Hollow Road
Holmes, NY 12531
Phone: 845-855-2662
LKTinker@comcast.net

Christine Voronovitch

38 Liberty St.
Manchester, CT 06040
Phone: 860-649-8220
lbtybeagle@aol.com

Laura Watkins

PO Box 666
Banning, CA. 92220
Phone: 951-453-7671
lwatkins6108@gmail.com

Jerri Wiesenfeld

9579 Broken Oak Blvd.
Jacksonville, FL 32257
Phone: 904-612-6896
jerrisjavas@aol.com

KJ Brown

3258 Oakcrest Dr. NW
Salem, Oregon 97304
Phone: 503-998-7606
jeeperspeepers55@yahoo.com

Become an NFSS Judge

Contact Vince Moase
judgespanel@nfss.org



LEG BAND ORDER FORM - Prices effective January 1, 2016

Check our website for updated availability, sizes, colors and new products.										
► SPLIT PLASTIC BANDS – \$3.00 per string of 10 bands - Indicate quantity / color below										
XCS (2.8mm):				XCL (3.1mm):				TOTAL:		
All size recommendations found on-line http://nfss.org/band-size-charts/										
► E-Z KIT- SMALL- (2.0mm): 24 bands per kit /8 colors-\$6.50 ea. Fits X F & XCS										
► E-Z RINGS SMALL Quantity/Prices: 10 – 1.65, 25 – 3.25, 50 – 6.50 - Indicate below.										
Red	Blue	Orange	Green	Purple	Yellow	Black	White			
► NEW RING COLLECTOR – European manufactured – Size. 7" X 2.5" - \$4.00 ea.										
► E-Z KIT - MEDIUM- (3.0mm): 24 bands per kit/8 colors--\$6.50ea. Fits XCL & XB										
► E-Z KIT – LARGE- (4.5mm): 20 bands per kit/5 colors-\$6.50 ea. Fits X3										
► BAND CUTTER – European manufactured – \$28.00 each										
ALUMINUM BAND SIZES MEMBERS ONLY BELOW:							SUBTOTAL:			
Size A (2.00mm): Gold-breasted Waxbill, Orange-cheeked Waxbill, Owl Finch, Red-eared and Strawberry Waxbill.										
Size B (2.33mm): Black-cheeked Waxbill, Cordon Bleu, Cuban Melodious Finch, Fire Finch, Olive Finch, Rufus-backed Mannikin, Timor Zebra Finch.										
Size C (2.54mm): Cutthroat, Heck & Shaftail Finch, Purple Grenadier, Violet-eared and Blue-capped Waxbills, Cherry Finch, B&W and Bronze-winged Mannikin, Painted Finch, Pileated Finch, Green/ Grey Singing Finch, Pytilia, Red-headed and Forbes Parrot Finch, Silverbill, Star Finch, Crimson Seed Cracker, Red Siskin, Cutthroat Finch, Lemon Breasted Canary.										
Size D (2.62mm): Society (American), Blue-faced/Peals Parrot Finches, Red Headed Finch, Gouldian Finch, Chestnut-breasted and most Mannikins, Pintailed Nonpareil, most Twinspots, American Zebra Finch.										
Size E (2.80mm): Society (Euro), Black-crested Finch, Diamond Sparrow, European Greenfinch, Golden Song Sparrow, Nuns, Peter's Twinspot, Spice finch, European Goldfinch, European Zebra Finch, Canary (Gloster, Pfife).										
Size G (3.15mm): Magpie Mannikins, Siberian Goldfinch, small tanagers. Canary (Border, Roller, Red Factor and Lizard).										
Size J (3.3mm): Pekin Robin, Silver-eared Mesias, small softbills, Canary (Yorkshire, Norwich, Crested and Frill).										
Size K (3.50mm): Java Rice birds, Red-crested Cardinal, Saffron Finch, Shama Thrush.										
Size L (4.20mm): Diamond Dove, Mousebird, small doves, quail.										
Size M (4.40mm): Leaf Birds, Pagoda Mynah, Large Sunbirds, Superb Starlings.										
► CLOSED ALUMINUM BANDS - Indicate quantity / color below. \$5.00 per string of 10 bands										
A	B	C	D	E	G	J	K	L	M	TOTAL:
*HANDLING FEE: MUST be included in all orders.										
Under \$ 40.00		\$4.00		\$ 61.00 - \$100.00		\$8.00		SUBTOTAL: _____		
\$ 41.00 - \$60.00		\$6.00		\$101.00 - \$ 300.00		\$10.00		CLOSED BANDS: _____		
**USPS TRACKING included in the handling fee effective 6/1/15.								*HANDLING: _____		
**USPS INSURANCE (US Domestic only) **Optional								**TRACKING: 00.00		
\$ 00.01 - \$ 50.00		\$ 2.20		\$101.00 - \$ 200.00		\$ 3.50		**INSURANCE: _____		
\$ 50.01 - \$ 100.00		\$ 2.75		\$ 200.01-\$ 300.00		\$ 4.60		TOTAL: _____		

Name: _____ NFSS membership number: _____

Street address: _____

City: _____ State: _____ ZIP code: _____

Phone: _____ Email: _____

MAKE CHECK PAYABLE TO NFSS in USD
MAIL TO: NFSS Band Secretary •

• Email: bands@nfss.org
2234 Juneau Court South • Salem, OR 97302

Mazuri[®]
The Exotic Animal Feeding Resource

EXOTICS RULE OUR ANIMAL KINGDOM



We know exotics rule. In the grand scheme of things, we produce more food for more exotic animals than any other company in the world.

MAZURI[®] BIRD DIETS:

- Natural Vitamin E and mixed tocopherols for preservation
- Complete and balanced nutrition with no artificial colors or flavors
- Color enhancers for brightly-colored plumage
- Each bag is date coded for guaranteed freshness and is produced in the United States

So for healthy birds and greater peace of mind, trust Mazuri[®] products.



MAZURI[®] BIRD DIETS:

- Small Bird Maintenance
- Small Bird Breeder
- Parrot Maintenance
- Parrot Breeder
- ZuLife[™] Soft-Bill Diet
- ZuLife[™] Bird Gel

Take a walk on the wild side and visit us at

www.Mazuri.com



*the National Finch
and Siskin Society*

157 Old Saratoga Rd.
Gansevoort, NY 12831

The EuroCage™ is based on a design used by many European bird breeders. The cages can be used singly or in stacks of three high, covering an entire wall or room. The cages are light, sturdy, have powder-coated fronts and durable white plastic sides. These opaque sides are an important part of successful breeding; they separate the pairs so they can hear each other without seeing each other. Each unit can be equipped with a fluorescent light to show the birds to their best advantage. Nestboxes can be placed on a platform inside the cages which assures that banks of cages can be neatly fitted together. The design of the cage allows for maximum hygiene with minimum effort, and the high quality aluminum tubing is designed for a lifetime investment. Any questions...

Call 1.800.456.6780

We cage 'em, You raise 'em™



CC® **Corners Limited**
CUSTOM CAGING SPECIALISTS