



NATIONAL FINCH & SOFTBILL SOCIETY

Volume 30, No. 6
Nov · Dec 2013

THE JOURNAL OF THE NATIONAL FINCH AND SOFTBILL SOCIETY



SHOWING FINCHES - STEP-BY-STEP

CALCIUM - NEEDS AND DANGERS

GOULDIANS - LITTLE KNOWN FACTS



1238 Vermont St.
San Francisco, CA 94110-3531

The EuroCage™ is based on a design used by many European bird breeders. The cages can be used singly or in stacks of three high, covering an entire wall or room. The cages are light, sturdy, have powder-coated fronts and durable white plastic sides. These opaque sides are an important part of successful breeding; they separate the pairs so they can hear each other without seeing each other. Each unit can be equipped with a fluorescent light to show the birds to their best advantage. Nestboxes can be placed on a platform inside the cages which assures that banks of cages can be neatly fitted together. The design of the cage allows for maximum hygiene with minimum effort, and the high quality aluminum tubing is designed for a lifetime investment. Any questions...

Call 1.800.456.6780

We cage 'em, You raise 'em™



Corners Limited
CUSTOM CAGING SPECIALISTS

For Cage Birds & Wild Birds...



EarlyBird NygerTM

**AMERICAN GROWN
LIVE NIGER BIRDSEED**

*Live Seed For Live Birds!*TM

Wild Bird Food: A favorite high energy food, feed
EarlyBird NygerTM year round.

Cage Birds: EarlyBird NygerTM can be fed sprouted or
dry either ad-lib or as part of your own seed blend.

Ingredients: Niger (*Guizotia abyssinica*)

Guaranteed Analysis
Minimum Protein 23.5 %
Minimum Crude Fat 32 %
Maximum Crude Fibre 19 %
Maximum Moisture 11 %

EarlyBird NygerTM seed
contained in this product is
protected by USDA Plant
Variety Protection
Number 9900412 and USDA
Plant Variety Protection
Application Number 200500140.

American Niger Seed CompanyTM

(877) 346-2433

www.nyger.com

OFIC INTRODUCES “SKIPIO’S™ PET FARE”

LEADING PRODUCER OF INSECT-BASED SPECIALTY FOODS SINCE 1975

Musca domestica. The common housefly is an insect widely distributed and recognized worldwide. We would be inundated with this fly with a legendary high reproductive capacity if it wasn't for the fact all kinds of other creatures eat them. In nature they are relished due to the bird's drive for nutrition in its daily diet. Our insects are grown on a vegetable product and safely processed to make a stable dried food maintaining the nutritious elements and finished compounds missing from a birds' diet. We raise our mature adult flies on additional wholesome nutrients in a controlled process for use in aviculture. Newly emerged soft-bodied, crawling adult pupae yet incapable of flight are easy prey. Immature insects are consumed as larvae or pupae. Our products are a clean, safe, nutritious supplement for you to provide in your birds' diet. They are completely dried and the insects retain their natural ultraviolet reflectivity, which reflectivity triggers natural instinct signals to your breeding birds. Adult birds will quickly show a general improvement in health and vigor. We feel an "apparent abundance" of the food is necessary to properly raise young — the same food needed to bring the breeding pair into the best condition.

OREGON FEEDER INSECTS Musca Munchies™ is a pure ground dried larvae (*no fillers added*) to be stirred into seed mixes, home egg food, and sprinkled over fruit. We provide a variety of textures to choose from; Powdered (Fine texture), Pellet (Cracked texture), Canthaxanthin Coated Pupae. Packaging weights: 1-oz., 4-oz., 8-oz. Our other products under Skipo's trademark are Finch and Softbill mixes are 1-lb., 5-lb packaged mixes of egg meal, SoyaMusca and OvaMusca/

Since our merchandise is subject to less travel exposure, it is always factory-fresh to our clients. To ensure freshness, products are shipped directly via USPS Priority Mail and **Shipping is included in our prices!**

Oregon Feeder Insects Proudly Supports the Following:

Mariana Avifauna Conservation (MAC) Project
Pacific Islands Bird Rescue



Information and ordering:

OREGON FEEDER INSECTS

(Toll free) 877-314-4411

P.O. Box 412 • Payette, ID 83661

Visit our website: www.skipios.com

Email: sales@oregonfeederinsects.com

In business for over 35 years.



exploring
new ideas



perfecting
exotic
animal
nutrition

We know you
take them seriously,
which is why
we take their
nutrition seriously.

Exotic animal nutrition
is our business.

For over 20 years,
we've collaborated with
zoo and exotic animal
professionals to conduct
extensive research to
improve nutrition of exotic
species. Our products are
proven to support the
health and longevity of
exotic animals.



To learn more
about Mazuri,
visit the NEW
MAZURI.COM



Mazuri[®]
A World of Good Nutrition

NFSS MISSION STATEMENT

The National Finch and Softbill Society is dedicated to promoting the enjoyment of keeping and breeding Finches and Softbills to all interested parties, enhancing our knowledge of the proper care of these birds, encouraging breeding programs, and working with other organizations for the preservation of aviculture in this country.

JOURNAL OF THE NATIONAL FINCH AND SOFTBILL SOCIETY

918 Georgia Ave. • Etowah, TN 37331

Published Bi-monthly by NFSS

Submitting Materials for Publication. All materials should be submitted to the editor, at editor@nfss.org. NFSS reserves the right to edit and/or reject all written, photographic, and advertising materials submitted. With the exception of advertising, deadlines are the 15th day of November, January, March, May, July, and September for the following issue.

Editorial Policy. NFSS-affiliated clubs have permission to reprint all articles and photos, with the following exceptions: articles and photos with either a © (copyright symbol) or **“All Rights Reserved”** require the copyright owner’s permission. All **“Reprinted by Permission of”** articles require written permission from the originating source.

Opinions expressed or facts reported in articles and published in the Journal do not necessarily reflect the view of the Editor, NFSS, or the Board of Directors. Advertisements published in the Journal *do not imply endorsement by NFSS. NFSS assumes no responsibility for advertisers’ claims or the quality of their products and services.*

Journal and NFSS Dues. New memberships and late renewals (expired memberships) received by the 15th day of any month immediately preceding a journal issue will receive six consecutive issues, beginning with the issue immediately following the month they joined. For dues received after these cutoff dates, the first issue will be one issue later. Cutoff dates to receive the next published issue are as follows: the 15th day of December, February, April, June, August, and October.

PASSWORD TO ACCESS JOURNAL ARCHIVES

www.nfss.org, ENTER *clearwing2012*

TABLE OF CONTENTS

President's Message	4
John Wilson	
Board of Directors Meeting - 3 rd Quarter 2013	5
Preparing for a Finch Show	6
Kristen Reeves	
Little Known Facts about Lady Gouldian Finches	22
Kristen Reeves	
Calcium - Needs and Dangers	24
T.E. Roudybush, C.R. Grau	
NFSS Affiliated Clubs	27
NFSS Judges Panel	30
NFSS Board of Directors and Appointed Positions	31
NFSS Leg Band Order Form	32

Cover photo: Judge Sally Huntington discusses finches with new NFSS judge Laura Watkins at the 2012 Modesto, CA show. ©Roy Beckham.

ADVERTISING RATES

PLEASE NOTE AD SIZES

Centerfold (2 center pages, when available)	\$180.00/issue; \$900.00/year
Cover (back, when available), 5" x 4"	\$90.00/issue; \$450/year*
Covers (inside, when available), 5" x 8"	\$90.00/issue; \$450/year*
Full Page , 4.5" x 8"	\$60.00/issue; \$306.00/year*
Half Page , 4.5" x 4"	\$40.00/issue; \$204.00/year*
Quarter Page , 4.5" x 2"	\$20.00/issue; \$102.00/year*

* year = any 6 *consecutive* issues; does not always run January-December

DEADLINES FOR SUBMITTING ADS

ALL ADS MUST BE RECEIVED TWO MONTHS PRIOR TO PUBLICATION

Jan/Feb issue must be received by November 1 • Mar/Apr issue by January 1

May/June issue by March 1 • Jul/Aug issue by May 1

Sep/Oct issue by July 1 • Nov/Dec issue by September 1

FOR MORE INFORMATION, CONTACT JOURNAL EDITOR

EDITOR@NFSS.COM



President's Message

John Wilson

We won't survive in the shadows.

I believe private aviculture has value not only to us the bird keepers but to the larger community as well. Just as a telescope or microscope provides a window into a world otherwise too distant or too small to be seen, the animal keeper has a window into the lives and histories of the animals they keep and breed. This window was for the general public much larger in my youth. The belief that television special or movie documentary about a bird species is a fair substitute for seeing the live animal up close misses the point. No picture or movie of a Gouldian Finch, Diamond Sparrow, Java Rice Bird, Violet Eared Waxbill and far too many others to list, has the impact of seeing the live animal up close. I hope you read the book and I certainly enjoy seeing the pictures but it is almost certain that I would never acquired my first Golden Pheasant had I not stood a few feet from one when I was seven. I first saw and later purchased Diamond Firetails at a Cow Palace bird, mart my introduction to finches. I'd wager that the odds any child will see a live Golden Pheasant or even a live Gouldian finch is far lower today than it was twenty years ago. Based on my experience there is a correlation between direct personal observation and continuing interest. Most of us can remember first seeing a species that we later acquired . If we don't show our friends and neighbors our birds we keep a window closed. We need to share our interests with those who are not already members of the breeding community. These are potential breeders and supporters of our community.

I want to encourage all of you to pull back the curtains from the window and show off your birds. I won't claim this is without risk but suggest that there is an unavoidable risk as we pull back from public view. We will lack support from our fellow citizens as rules and regulations limit what species we can keep and define how we are to keep them and be pushed further into the shadows. Many of us have experienced the disapproval of individuals who consider caging any animal as a type of abuse. With many of them there is nothing we can say or do that would shake their beliefs. It only takes one occasion of public abuse by an AR true believer to make most of us look to our bird keeping friends for community and to avoid the larger community when showing or talking about our birds. It's a mistake and it withdraws our most influential ambassadors for the hobby from the dialog. Nothing we can say promotes the hobby more effectively than the public display of a healthy active birds. Nowhere are we likely to find greater support than from our friends and neighbors. Share your birds.

NFSS 3rd QUARTER 2013 BOD Meeting

- All BOD members present for meeting
- BANK BALANCE
4/1/13: \$34,149.17
6/30/13: \$33,465.72
- BANDS ordered from new vendor w/laser printing which may manage sizes better
- WEBSITE – working with Judge’s Panel to get show results to show page; Annual fee for website is paid
- MEMBERSHIP: 403
- AFFILIATIONS: 28
- ELECTION committee notes ballots and bios were in last issue of Journal – please vote!
- NCBS - getting awards ordered, room reserved for AOA and speakers lined up, judge’s fee paid
- NARA: Scott Golden nominated and approved for Level A for work with Parrot Finches
- GOULDIAN STANDARD- Silhouette continues to be reviewed and open for comments prior to any formal changes
- NFSS REGIONAL ALIGNMENT – committee formed to review the appropriateness of current “arrangement” and discuss feasibility of allowing more than one (1) Regional Show per region per year
- Awards budget increased by \$1581.50



HELP WANTED

NFSS is looking for a conscientious volunteers to fill the NFSS JOURNAL EDITOR position. The Editor position requires a great deal more time but the resources of a designer are available if the candidate requires the services. We have in the past when not paying a designer provided a \$200 stipend to editors choosing to not use a designer. I’m willing to bring any reasonable terms for compensating an editor to the BOD for consideration.

If you would like to be considered for either position, please contact John Wilson by email at jjwilson153@aol.com

Preparing and Exhibiting in Finch Shows

Kristen Reeves


A Bird Show??? Yes, there really IS such a thing - just like a cat or dog show - and it is a wonderful way to see just how good a job you've done breeding and maintaining your birds, and what the trained professionals think of them! Not to mention, it is a great place to meet other serious breeders and compare notes!

First, you need to know the "standard" for your particular species. For finches and softbills, standards are published in the NFSS Judges Handbook, and may be downloaded here: <http://www.nfss.org/judges/index.html>

Next, you should choose the birds you wish to show based on which birds most closely match the "standard" for the species. When choosing birds to show, look for overall condition - smooth feathers, clean legs & beak, overall shape (no "flat" heads or narrow chests, no "carrots with legs" shapes unless that is what the species should look like), overall size, crossing or dropping of wings, attitude of tail, and how the bird sits on the perch. Missing toes, missing feathers, a molting bird, or one who is obviously overweight or ill, will be marked down. These issues are all considered faults.

Once the birds have been selected, it is wise to get them into individual show cages to become accustomed to being in such a small cage. Birds should be trained to hold still long enough that the judge can get a good long look, yet not be so sedate that they never move. Judges are aware of the personalities for each species, and know that some just don't sit still! Gouldians, however, should sit nicely still with only a little bit of movement while being inspected. A well-trained bird will be active, yet not flopping all over the show cage.

There are currently no specific cage requirements for finches and softbills. As long as the cage is small enough that it fits on the show bench and has no viewing obstructions (food dishes, over sized drinkers, extra perches, etc.), it may be used. However, if you can afford a show cage, we recommend you purchase one (or many!). Here, we like to have one show cage for travel and one to show in for each bird. That means 2 show cages per bird shown. Often times, the bird will make a mess of the show cage while traveling. And while most messes are easily cleaned up, having an extra cage allows us to move them to the pristine cage for the actual show without the hassle.



This is a typical show cage, though there are different styles and sizes. This cage is dirty and requires both cleaning AND paint touch up.

PARADISE EARTH

Birds, Products, & Premium Feed




Softbills & Finches IN STOCK NOW:

- Paradise Tanagers
- Bearded Barbets
- Red-legged Honeycreepers
- Owl Finches
- Purple Grenadiers

We Proudly Offer our Paradise Earth
PREMIUM FINCH BLEND, & now our
SOFTBILL DIET.

Our premium diets are complete feeds,
specifically designed for the dietary needs
of finches and softbills.



We have worked diligently over the past several years on our special feeds, which include **Dried Insects, Bee Pollen, Vitamins, Dried Fruits, & Dried Vegetables.**

Ask about
our
**BIRD
GUARANTEE!**

*Feed your birds our Paradise Earth
Premium Feed & see improved
feathers, breeding & overall health.*

Buy Softbills, Finches and our Premium Feeds online at

www.BirdProduct.com

Judges will pick the cage up and tip it slightly in different directions to get a view of the bird from all directions. If your bird doesn't want to get up on the perch, they may stick a baton gently through the bars to urge them up onto the perch. A bird that won't perch cannot and will not be judged. There will be MANY spectators, much noise, and lots of action, so it is important that your bird is used to commotion. Placing the bird in its show cage in a well populated room of your home will help it to become accustomed to noise and commotion.

Remember, a show cage for your bird is like a picture frame for a fine painting. A poorly maintained cage will not show off your bird in its best light. Would you put your million dollar Picasso in a beat up picture frame? I don't think so! Your Gouldian may not be worth that much, but you want it to look its best!

Cages should be thoroughly cleaned, completely repainted inside and out (or merely touched up if in good shape), perches should be cleaned and installed at crossbar level, and the bottom of the cage should be lined with the seed you feed your birds - NOT paper. Your bird will be in the show cage from early morning until late afternoon, and depending on the show, perhaps even over night. The seed on the cage bottom acts both as food and as a means of keeping the bird on the perch. A small "show cage drinker" is best, but a 2 oz drinker works just as well. This drinker will be your birds sole source of water, but you do not want it to block the judges view. You should use the smallest drinker you own, or consider purchasing some show drinkers. Once you turn the birds over to the Show Stewards, it will be their duty to refill the drinkers as necessary.

There should be NO identifying marks on the cage. Do NOT put your name on the cage or number it. Your show tag will function as identification, and your show entry form will be your receipt once you turn your bird over to the Show Stewards.

Now that you've had time to read about the show standard for your species, have chosen the birds you will show, and have secured a show cage or two and drinkers for each bird, here are a few tips for preparing the birds , AND YOURSELF, for the day of the show!

THE BIRDS

Overall condition - about 6 weeks before a show

Take each bird in hand and examine them for broken feathers. Gently pluck out any feather that is out of place or broken - especially tail wires. Feathers typically take about 4-5 weeks to grow back and should be fully in before the show.


Allow the birds daily bath water. This will promote preening, and keep the bird's feathers sleek and clean.

Oil the beak and legs daily with Vaseline or Mineral Oil. This will insure the beak and legs are not too dry on the day of the show. Handling the bird daily will also help it to acclimate to extra commotion.

Move the birds to a busy location in your home so that they become accustomed to noise and commotion.

Overall condition - about 1 week before the show

View our video and "Note" about how to trim your birds nails. You want to use the



Now available at ladygouldian.com

The newest MASTERWORK by

RUSSELL KINGSTON

The book has over 520 pages, weighs approx. 5.4 pounds and measures 8.5 by 12 inches.

THE FINCH... a Breeder's Companion

Covers 70 species using 400 color photos.
Closely related species are treated separately,
But are grouped together in 25 chapters.

\$129.95

10% discount for NFSS members

**Available
at
770-939-4531**

Laraine's
ladygouldian.com
defying the myth of fragile gouldians

“show clip” method so that the nail makes complete contact with the perch in the show cage. This will allow the bird to sit up on the perch without difficulty, and will show the bird in its best form.

Overall condition - morning of the show

Last minute touch up of beak and legs with a light coating of Vaseline, and pluck any stray or broken feathers. If the birds have been in their show cages over night, there shouldn't be any broken feathers unless they were poorly trained.

Double check food and water situation BEFORE leaving the house.

PACKING FOR TRAVEL

I like to pack the birds in their “travel” show cages in large cardboard boxes (labeled with my name and phone number), but so that there is “some” light filtering down into the box. You want the birds to eat and drink beforehand so they don't spend the entire day eating and drinking while the judge is trying to look at them! I can usually get 4 cages to a box. I turn them so that the cage fronts face the center of the box. This allows the birds to see each other and realize they have company, and allows light to filter even to the bottom cages. Each cage is given a show drinker full of Dr. Rob Marshall's QuikGel, an electrolyte solution. But this solution turns the water golden, so it must be removed before the birds are handed over to the Stewards. Special additives and/or soft foods are not allowed unless you keep softbills who require fruits or nectar as food.

However, there are many other ways to pack your birds. Some folks have fancy custom made wooden trunks the show cages fit into, while others use large “Rubbermaid” containers with holes drilled in the lid for air. The point is to get the birds to the show with the least amount of stress for both you AND the birds!

SUPPLIES FOR THE BIRDS & SHOW CAGES

I always like to pack for ALL emergencies. I bring bottled water from home - the same water I give my birds daily - because sometimes a change in water can make the birds act funny or even get sick. I let the Stewards know where my travel boxes with supplies and water bottles are so they can fill the drinkers from my own water bottles if necessary. I always bring enough extra seed to fill ALL show cage bottoms, in case the seed gets soiled too quickly before the judging begins - and for the occasional “other” exhibitor who forgot theirs or didn't prepare ahead of time. And always bring extra electrolyte solution.

I pack a pair of nail clippers, a sharp pair of necropsy scissors, blood stop powder (usually diatomaceous earth), antibiotic cream, coffee stirrers (to be used as hard splints in case of broken legs), florist tape and a roll of toilet paper (in case of a broken wing), and at least one hand-feeding syringe (in case a bird goes down and requires immediate emergency care).

I bring extra show drinkers - usually enough to supply the entire finch Division of the show - but I NEVER loan them out unless I know someone extremely well. If I don't know them, chances are I'll never see my drinkers again! I also bring extra hardware for the cages, and extra “clean” perches. I bring my Leatherman tool instead of an entire tool box. I also bring a Jeweler's loupe. A black Sharpie marker and a tube of “White Out” are for quick cage touch ups.

WHY DO I BRING ALL THESE ITEMS??? Because most folks I show with know I have the experience and knowledge to save a sick or injured bird and am always prepared, they will often come find me for help if there is some kind of emergency. I have had to amputate legs on the spot (other exhibitor's birds, not mine, thankfully), splint broken legs and wings, help repair an accidentally damaged show cage, and help save birds that have "stressed out" and injured themselves due to improper show training. While I've never needed these items for my own birds, I figure something is bound to happen eventually, and the one time I don't bring everything will be the time I need it most!

PEOPLE SUPPLIES

While there is almost always some kind of concession stand available for the exhibitors to purchase food and drink, I always pack a small cooler with water, high protein foods like string cheese and nuts, and snacks such as fruit or trail mix. Show days are usually long and busy. There isn't always time to eat a full meal or wait in line at the concession stand. I want to see ALL of the judging, so I keep my cooler with me.

One of the biggest problems I run into myself at shows is getting dehydrated. I usually end up working in some capacity - even at out of town shows - so it is important I come well prepared. If I don't get enough water, my lips get very chapped, my fingers swell up, I get a severe headache and just feel icky. It's better to drink water all day long (and run to the lu occasionally) than get dehydrated and feel icky. You want to be your best for the very fun banquet after the show (if there is one!).

IT'S ALMOST SHOW TIME!!!!

Here I'll share some tips about preparing your paperwork for the show, and what will happen once you are ready to check your birds in for exhibition.

FIRST, A NOTE:

Regardless of how any other show is run or the rules that were set in place at any other show, the RULES FOR THE CURRENT SHOW are always set by the sponsoring club or entity. This includes Division, Section, and Class rules. You must follow the rules as laid out in the Show Catalog for the show you are attending. Sponsoring club rules supersede any other rules, whether they be set by the NFSS or any other National club. Failure to follow the rules as laid out may disqualify your bird(s) from a chance to win.

DIVISION 8
FINCHES & SOFTBILLS

The National Finch and Softbill Society's
Finch and Softbill Show Classifications
Approved by NFSS - 2009
For Exhibitors and Affiliated Clubs:

SECTION 1 - SOFTBILLS

Yearly	Class	Classes
100	Nectarines	100-109
110	Myiarch	110-119
120	Other	120-129
130	Other	130-139
140	Other	140-149
150	Other	150-159
160	Other	160-169
170	Other	170-179
180	Other	180-189
190	Other	190-199
200	Other	200-209
210	Other	210-219
220	Other	220-229
230	Other	230-239
240	Other	240-249
250	Other	250-259
260	Other	260-269
270	Other	270-279
280	Other	280-289
290	Other	290-299
300	Other	300-309
310	Other	310-319
320	Other	320-329
330	Other	330-339
340	Other	340-349
350	Other	350-359
360	Other	360-369
370	Other	370-379
380	Other	380-389
390	Other	390-399
400	Other	400-409
410	Other	410-419
420	Other	420-429
430	Other	430-439
440	Other	440-449
450	Other	450-459
460	Other	460-469
470	Other	470-479
480	Other	480-489
490	Other	490-499
500	Other	500-509
510	Other	510-519
520	Other	520-529
530	Other	530-539
540	Other	540-549
550	Other	550-559
560	Other	560-569
570	Other	570-579
580	Other	580-589
590	Other	590-599
600	Other	600-609
610	Other	610-619
620	Other	620-629
630	Other	630-639
640	Other	640-649
650	Other	650-659
660	Other	660-669
670	Other	670-679
680	Other	680-689
690	Other	690-699
700	Other	700-709
710	Other	710-719
720	Other	720-729
730	Other	730-739
740	Other	740-749
750	Other	750-759
760	Other	760-769
770	Other	770-779
780	Other	780-789
790	Other	790-799
800	Other	800-809
810	Other	810-819
820	Other	820-829
830	Other	830-839
840	Other	840-849
850	Other	850-859
860	Other	860-869
870	Other	870-879
880	Other	880-889
890	Other	890-899
900	Other	900-909
910	Other	910-919
920	Other	920-929
930	Other	930-939
940	Other	940-949
950	Other	950-959
960	Other	960-969
970	Other	970-979
980	Other	980-989
990	Other	990-999
1000	Other	1000-1009

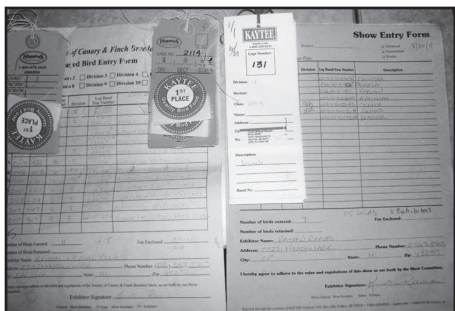
Whenever possible, it is always nice to get a copy of the Show Catalog, entry forms, and purchase your show tags beforehand so you can fill everything out BEFORE you arrive. There will be many distractions, and having everything filled out before you get there makes it easier to check over your show cages for messes, stray feathers, issues with the birds, or bumped cage corners that may need to be touched up.

In THIS Show Catalog, Finches & Softbills happened to be Division 8. Within Division 8 there were 11 Sections. Overall, there were a total of 446 Classes. If you're confused about which class to enter your bird, Don't hesitate to ask for help!

Once you turn your birds over to the Stewards, there will be no going back. You will not be able to check cages again until after the judging is complete. In order to prevent theft and cheating (yes, both do occasionally happen), most shows will not allow you to approach checked-in birds who have not yet been judged.

It will also give you plenty of time to chat with the other exhibitors (my favorite part of a show). In my humble opinion, the worst part of a show is attaching the tags to the cages! If you purchase your show tags and fill them out at home, you can attach them at home as well without having to rush or getting distracted.

However, if there is more than one show in the same day, you don't want to attach your tags until you verify whether the tags for both shows should be attached at the same time, or whether the tag for the second show should be attached AFTER the first show. Some shows prefer both tags attached at once - one on the left hand side of the cage, the other on the right hand. **IF THERE IS A SECOND SHOW, DO NOT ATTACH YOUR TAGS UNTIL YOU KNOW WHAT THE SHOW RULES ARE!!!**



This photo shows two different types of tags as well as entry forms.

Show tags

Tags are usually from either Kaytee or Higgins, though newly set up shows or those hosted by very small clubs may have their own tags. The show tags contain information that will identify your bird as your own. It is very important that you include all of this information on

your entry form and fill out the tags in their entirety. If there is any question about the ownership of a bird (which rarely happens), your show tag will help resolve that issue. Tags include the following information:

Cage Number - this number is pre-established and is written or typed on the tag by the hosting club or entity. When you attach your tag to your show cage, this will identify your bird as your own **AS LONG AS THE INFORMATION MATCHES YOUR ENTRY FORM**. If there is no number on your show tag, you **MUST** ask the Show Secretary or Steward to give you a new tag or assign you a number.

Division - the Division number will be different depending on the number of Divisions being judged at the show. If you are showing Gouldians, you want to choose the Division number that includes finches and softbills. In the photos, both shows attended had the same Division number for finches & softbills - Division 8 - but that is not always the case, so read through the catalog carefully.

DIVISION IS THE LAST ITEM TO BE JUDGED. This is the final portion of the judging where birds are eliminated until only 10 birds remain. These ten birds are referred to as "Top Bench" winners. At some shows, the first place bird will then go on to be judged for **BEST IN SHOW** which takes all of the top birds from each Division. All judges from all Divisions select the very best bird to win the overall show.

Section - the Section Number usually indicates the species, though there are some Sections that include several species or mutations of a species. You must know what

species and what mutation you are showing to correctly enter your birds. If you do not know, the Stewards will be able to help. If they do not know, the judge will move the bird to the proper section when he/she does the pre-show walk through.

SECTION IS THE SECOND ITEM TO BE JUDGED. Birds winning in their section move on to the overall DIVISION judging.

Class - the class will be different depending on whether the show is a “specialty show”, meaning for a single species, or a broader show including many species. The class differentiates between species within a Section, color mutations within a species, old birds, young birds (those banded with a year band the same year the show is being held), and in some instances, between hens and cocks. If the specific class is not listed in the Show Catalog, use the AOV (Any Other Variety) class for your bird. Stewards and Judges will move the bird where it should go if there is a question.



CLASS IS THE FIRST ITEM TO BE JUDGED. Birds winning in their class will move on to the SECTION judging.

Show tags from two different shows. The tag on the left is still stapled shut. The tag on the right was opened to determine the owner.

ENTERING THE BIRDS FOR THE SHOW FILLING OUT SHOW TAGS

Show tags will have a predetermined cage number on them. If they do not, ask the Show Secretary or Steward to assign a number (the person assigning numbers will depend on the sponsoring show rules). You will fill in the following information yourself:

- Division
- Section
- Class
- Name, Address, Phone Number
- Description

One of the best tips I've ever received from another exhibitor was to use mail return address labels for my show tags. If you enter more than just a few birds, filling out the tags can be a nightmare. I typically enter a minimum of 20 birds, so it takes me hours to fill out the tags. You have to match the cage number with the bird described, and it can get confusing if you have many to enter. It also means you need to arrive at the show the moment the doors open or you may not have enough time to fill out the tags before judging begins! Most shows require birds to be checked-in by a specific time. Typically a minimum of 1/2 hour before judging is due to begin. Using return address labels makes life SO much easier!

If you are like me, you'll want to know exactly how each bird placed (and read any notes the judge may write on the tag). You may want to track the information for future

breeding purposes. You only need a “brief” description on the tag. You may choose to use the band number, description of the bird, or in my case, merely the name of the bird (every bird in my aviary has a name and KNOWS their name!). I use their names because it is far easier for me to remember than a band number, and MUCH easier than writing out the full description or band number. I write the name of the bird in the description on the entry form so that the Steward can match the cage tag to the entry form. If the bird wins something and the tag is opened, the judges often get a kick out of seeing the birds name and no description.

Once the tag is filled out, DO NOT staple it shut. This is the Stewards job!!! When you check your birds in for exhibition, the Steward will check the tags to make sure they match the entry form. Once verified, the tag will be stapled closed and the entry checked off on the entry form.

FILLING OUT SHOW ENTRY FORMS

Like the show tags, entry forms will vary from show to show. And while the information is nearly always the same, the columns on the form may be different from forms used at another show. Be sure to read them carefully before entering the information. All forms “should” include the following:

- Division Number
- Cage Number
- Class Number
- Section Number
- Leg Band/Year Number - if the bird is not banded, you do not need to write anything in this column.
- Description - this is where you will write the description of the bird. This may include the mutation for species such as Societies or Zebras that come in many colors, or merely a description that means something to you as the owner. In cases of mutations, it is always recommended you write the type of mutation out on the form. This will help the Show Secretaries, Stewards, and Judge to know where the bird should be if it was accidentally misclassified.
- Number of Birds Entered - this is the total number of birds on the entry form NOT total number of birds you’ve entered in the show. Most shows prefer you enter birds for each Division on a separate form. If you have birds in different Divisions, the secretaries will need those entry forms at the bench secretary tables. They won’t have time to run back and forth between Division benches, so it is important you fill out a separate sheet for each Division.
- Fee Enclosed - this is the total fee for all birds entered on the individual form and is usually written in by the Show Secretary. Average entry fee is \$3-4 per cage.
- Number of Birds Returned - this will be filled in by the Show Stewards when you collect your birds after the show.
- Exhibitor Name - your name, or the name of the person you are entering the birds for.
- Address - your address, or the address of the person you are entering the birds for.
- Phone Number - if you have one, use your cell phone number. If you happen to be away from the area and one of your birds becomes ill or requires additional food or water, the Stewards will call you.
- Exhibitor Signature - your signature. If you are entering birds for someone else, you will still sign YOUR name as the responsible party.

IF YOU BELONG TO THE NATIONAL FINCH AND SOFTBILL SOCIETY (NFSS), be sure to write your membership number on your entry form. The results will be completed by the Show Secretary and Judge, and will be sent to the NFSS for inclusion in the quarterly journal. You will also obtain points that accumulate for other awards such as Exhibitor of Excellence, Champion Exhibitor, and Champion Bird. If you do not include your membership number, the Secretary and Judge will not know to report your points.

The entry form is typically a 3-part form, so write in pen hard enough to go through all three copies. When you are finished filling out all information, have attached your tags, and are ready to hand your birds over to be judged, you will hand the Steward the form. The Steward will verify that your information is correct and check off the birds on your sheet to verify you entered the number of birds specified and they are entered in the correct Division, Section and Class. The Steward will usually keep the white copy and either the pink or yellow copy of the form to be turned in to the Show Secretary.

The pink and yellow forms will differ by show. One form goes to the bench secretary (the person keeping track of the judge's results), and the other will be returned to you as a receipt for the birds you've entered. **YOU WILL NEED THE COPY THEY GIVE YOU TO COLLECT YOUR BIRDS AFTER THE SHOW!!!**

Division	Class	Section	Number	Tag Band/Year Number	Description
✓	SPY	S	2	10-101-1010	SPY BIRD (10-101-1010)
✓	SPY	S	3	10-101-1010	SPY BIRD (10-101-1010)
✓	SPY	S	4	10-101-1010	SPY BIRD (10-101-1010)
✓	SPY	S	5	10-101-1010	SPY BIRD (10-101-1010)
✓	SPY	S	6	10-101-1010	SPY BIRD (10-101-1010)
✓	SPY	S	7	10-101-1010	SPY BIRD (10-101-1010)
✓	SPY	S	8	10-101-1010	SPY BIRD (10-101-1010)
✓	SPY	S	9	10-101-1010	SPY BIRD (10-101-1010)
✓	SPY	S	10	10-101-1010	SPY BIRD (10-101-1010)
✓	SPY	S	11	10-101-1010	SPY BIRD (10-101-1010)
✓	SPY	S	12	10-101-1010	SPY BIRD (10-101-1010)
✓	SPY	S	13	10-101-1010	SPY BIRD (10-101-1010)
✓	SPY	S	14	10-101-1010	SPY BIRD (10-101-1010)
✓	SPY	S	15	10-101-1010	SPY BIRD (10-101-1010)
✓	SPY	S	16	10-101-1010	SPY BIRD (10-101-1010)
✓	SPY	S	17	10-101-1010	SPY BIRD (10-101-1010)
✓	SPY	S	18	10-101-1010	SPY BIRD (10-101-1010)
✓	SPY	S	19	10-101-1010	SPY BIRD (10-101-1010)
✓	SPY	S	20	10-101-1010	SPY BIRD (10-101-1010)

Number of birds entered: 6 Fee Excluded: _____

Exhibitor Name: WIGGINS REEVES Phone Number: 318-947630204

Address: 25221 HENDRIX ROAD City: ONE PAUL State: AL Zip: 35227

I hereby agree to adhere to the rules and regulations of this show as set forth by the Show Committee.

Exhibitor Signature: Wiggins Reeves

This photo shows the Kaytee version of the entry form. Not all forms are identical, so it is important to read the column headings before filling out the information.

SOMETHING TO REMEMBER

In MOST cases, you will NOT be able to check your birds out until ALL judging is complete. That means ALL Divisions, not just the Division in which your bird is entered.

ALL birds must be “checked out” by a Steward or Secretary. You may NOT just go collect your birds on your own. Doing so will cause all kinds of problems. Folks have accused others of stealing their birds or cheating when this happens, and sometimes there is confusion about who should receive ribbons.

If you attempt to remove your birds or do so without the aid and permission of a Steward or Secretary, you could be banned from showing at that particular show again.

Once judging is complete in any given Division, the Steward will usually need to go off to help in another Division. The Secretary will be busy completing the paperwork required by the Judges and affiliated organizations. They will NOT have time to check your birds out until AFTER the entire show is done. Unless it is a very small show, you should expect to be unable to collect your birds until the very end of the day.

SIDE NOTE: As Assistant Show Secretary, and almost always as Bench Secretary or Steward for our locally sponsored show, I am always amazed when exhibitors ask me to drop everything and check their birds out early. They obviously have NO idea how much work is involved in running a show and keeping it running smoothly, or DO know and just don't care!

An average Show beings with Check-In around 7:00 a.m. and does not end until 5:00 or 6:00 p.m. - sometimes earlier, sometimes later. If you do not have time to spend an entire day at a show, please do not plan to enter your birds! And unless there is an absolute , true emergency, please DO NOT ask to remove your birds early! Not only is it rude, but it slows down the show for all other exhibitors!

IT'S SHOW TIME!!!

You've gotten your tags on your cages, your entry forms completed, and have checked your birds in with the Stewards. You've had time to chat with other exhibitors and compare notes. Your birds will soon be on the bench to be judged! This is a very exciting time - the suspense is WONDERFUL!!!

You will now learn just how well you've done raising and maintaining your birds.



Finches & Softbills arranged by "Class" ready to be judged. Notice the different types of "travel boxes" under the staging.

BUT FIRST, A NOTE: My BEST ADVICE for first time exhibitors or Novice exhibitors is NEVER WORK A SHOW until you've had a chance to sit and witness the actual judging at a few different shows, and after your birds have been shown under a few different judges. There will be plenty of time to jump in and help in the future - a well run bird show takes many hands and is a huge undertaking - but you need to be able to hear what the judges have to say about your birds and see how they are judged!

You want to listen very carefully to what the judges have to say. They have years of experience and often explain different aspects of how they choose winning birds, what may stand out about a particular bird, and how they came to their conclusions on the winning birds. If you listen to what they have to say, you may hear some excellent tips on breeding or how to show your bird off in a better light!

IMMEDIATELY PRIOR TO JUDGING

The Division Steward(s) and the Division Judge will do a brief walk-through to observe the entered birds and make sure all birds are placed in the correct class. If there were any questions during check-in, this is when the Steward will let the Judge know. It will be the Judge's first time seeing any of the birds. He/She will move birds to the appropriate class if necessary, and may make notations in his/her own copy of the Show Catalog as a reminder of how many birds are in each particular Class or Section, or whether there are empty Classes or Sections. The Judge will confer with the Bench Secretary and make sure he/she is ready for judging to begin. Issues are usually sorted out before judging begins, but occasionally issues will arise pertaining to a misclassified or improperly recorded bird.

Once the walk-through is complete and the Judge has verified that the Secretary is ready, the Judge will introduce him/herself to the exhibitors and spectators. Some Judges are very talkative and give a good history of how they came to be a Judge, why they became a Judge, or why they enjoy judging. Others are less talkative and may not offer much information, but all will give a brief introduction. The point of a show - and the job of the Judge - is to educate the exhibitors and spectators about what makes a good bird, so they may give a brief overview of how they judge the birds or point out items they noticed while doing their walk through.

While the Judge is introducing him/herself, the Steward will begin putting the first Class of the first Section of birds on the bench to be judged. Here we go!!!



THE FOREIGN BIRD LEAGUE

The Premier Foreign Bird Keeping Society in the UK

Founded 1932

Overseas Membership 2013 £20 (to be paid in sterling)

PayPal Available

**Please visit our website to download a membership form and
to check on the latest membership fees.**

www.foreignbirdleague.com

For NFSS sanctioned shows, the birds are judged in order according to NFSS guidelines, and judged in order of class by Section. Judging will begin with Softbills, then proceed on to Zebras, Gouldians, Other Australian Finches, Indo-Pacific Finches, Society Finches, European Finches, African Finches, Finches of the Americas, Doves & Quail, and lastly, Pairs - which may include pairs from any of the previously mentioned Sections.

The Zebra and Society Sections usually have the largest number of birds entered and often take a long while to judge, while Gouldians are usually the next largest Section. All other Sections tend to be smaller in entries because there are usually less exhibitors who breed and keep those species. Regardless of the size of a Section, they will be judged in order as laid out in the Show Catalog.



NFSS Judge Vince Moase comparing birds within their classes to be moved up to the Section judging.

THE JUDGING BEGINS

Sometimes, if there are very few birds in a Class, birds from more than one Class will be placed on the bench at the same time. You may hear the Judge, Steward and Bench Secretary talk to each other and verify the number of birds for each Class, and any issues found will be corrected at this time. This is done each time a new Class is presented to ensure no bird is missed for judging.


As the Judge grades the birds, some birds will be removed from the bench and placed back on staging. As the Judge decides on Class winners, the Steward will place a sticker (1st, 2nd, and sometimes 3rd place) on the show tag. These stickers tell the Steward which birds to bring up for Section judging once they are put back on staging.

The Judge may turn around and address the gallery of spectators and explain what he is seeing when he looks at the birds and/or why a particular bird was chosen to win the Class, Section or Division. Sometimes they will answer questions - but at no time should you allow the Judge to know which bird is yours.

Sometimes the Judge will make small notes on the corner of the cage tag. This helps him/her to remember why he chose a specific bird or placed it. Usually, only the First in Class birds are brought up for Section judging, though occasionally a Judge will ask for a second place bird to verify his/her choice. More often than not, the second place birds are not recalled until the Division judging begins.

Once all Classes have been judged, the Steward will place all of the First in Class birds on the bench and the Judge will begin selecting birds for the Section awards. Section judging usually takes a bit longer than Class judging. The Judge must select what he/she feels to be only the best birds. Choices made here will directly affect the results of the top bench.

NOTE: Once Class and Section judging is complete and Division judging begins, it should be noted that a 2nd place Section winner may place over a 1st place Section winner from another Section. It is the Judge's job to choose only the best birds for top bench. Sometimes the 2nd place bird from one Section is in better condition or shows better than the 1st place bird of another Section. **THIS IS ALL PART OF THE NORMAL JUDGING PROCESS!!**



Best in Section Birds.

Once the Judge deems the Section judging complete, the big finish begins. At this point, only the absolute best birds should be left for final judging. This is the most suspenseful part of the show. Occasionally, there are more than 10 birds left - there are typically 11 Sections - but only 10 birds will receive Top Bench recognition. Equally, there may not be birds in all 11 Sections, so the Judge must select from 2nd place Section winners to fill the Top Bench. The Judge will now decide which birds meet the standard for each species, which is in best overall condition, and choose an order for the remaining birds. The bird with the best combination will be placed in first place, and so on down the line until 10 birds remain and are placed. As the Judge looks over the results, he/she will move birds around until a decision has been reached on the order 1 through 10. The result is "Top Bench".



The results are in! The top 10 birds are announced.

Once the Judge is satisfied with the results and the Steward has attached the ribbons to the winning cages, the Judge will then open the cage tags and announce the winners, starting with the 10th place bird and working backward until First Place is reached. At this time, Novice and/or Junior Awards are also announced. A Junior is an exhibitor under the age of 18, while a Novice is any exhibitor who is showing their birds for the first time and/or has not taken a top bench position 3 times under 3 different Judges.

***Technically, if one's birds have never been on top bench, the exhibitor could conceivably show as a Novice forever. But that is not the goal of showing our birds. The goal is to breed and maintain excellent birds. The end result earning our birds a place on top bench!



Exotic Finches & Softbills

Jamie Yorck

Airline shipping available

Contact for current availability and price list



Phone: 415-824-3594 - email: jyorck@astound.com
San Francisco, California

Depending on the show, the first place bird may be whisked away to a secluded room for a Best in Show award without the first place bird owner's name being read. But the birds pulled for that award will not be judged until ALL judging has completed for ALL Divisions. Once all Division judging has completed, all of the judges will decide the Best in Show bird. Not all shows have a Best in Show award. If they DO give this award, it is often presented at a banquet, usually immediately following the conclusion of the show. Some shows also give a Best Overall Novice award which is also usually presented at the banquet.

If there will be a banquet, much fun will be had! Plan to attend! This is where all of the exhibitors can talk with each other and the Judges about the show results, and pick up tips and techniques for breeding and raising their birds. Awards and thanks are given, and a nice dinner is served. It is the grand finale of a long, yet rewarding day! And you'll have your first show under your belt!



NFSS has the colors you can identify with.



**Split plastic bands
Order form on page 32**

Little Known Facts About Lady Gouldian Finches

Kristen Reeves

Over the last 14 years and as part of our ongoing research, Meadowlark Farms has been tracking various information regarding the normal life cycle of all of our finches. In this episode, we'll share about our Lady Gouldian Finches. Please keep in mind, these averages are only for our aviary. Typical results may be different in your own aviary.

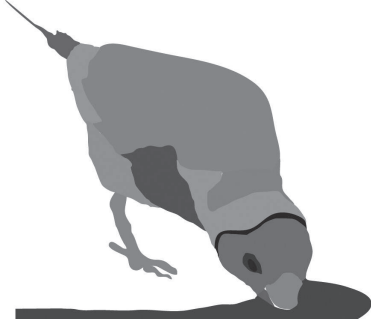
- Gouldians typically lay their first egg 5 days after first copulation
 - Average Clutch - 4-8 eggs with no real dependencies on age or experience. Our Gouldians will lay as few as 2 eggs and as many as 13. I do not allow them to raise more than 6 at a time and typically foster additional eggs under retired hens or even single cocks. I rarely use Societies for fosters as their feeding and weaning schedules are very different from those of Gouldians.
 - Average Incubation & Hatch Dates - 17 days from the day the first egg was laid for an average clutch of 6
 - Average Fertile Eggs per clutch - 4-6 dependent on experience and overall health of parents
 - Average Weight at Hatching - 1.085 grams
 - Average Intake Per Feeding - Crop Contents at 1 Day - .2 ml - crop milk only
 - Average Intake Per Feeding - Crop Contents at 3 Days - .4 ml - crop milk only
 - Average Intake Per Feeding - Crop Contents at 5 Days - .5 ml - crop milk + some dark oily seed
 - Average Intake Per Feeding - Crop Contents at 7 Days - .5 ml - crop milk + some dark oily seed + some millet
 - Average Intake Per Feeding - Crop Contents at 10 Days - .5 ml - dark oily seed + millet
- Please keep in mind the intakes do not discern the difference between soft food and seed - only crop milk formed from foods eaten by the parents, and obvious seed in the crops.
- Average Age of Open Eyes - 7 days
 - Average Age of Pinning - 10 days
 - Average Age at Closed Banding - 7-9 days with D sized band (previously 9-10 days)
 - Average Age of Full Feathering - 15 days
 - Average Days at Fledge - 22-26 dependent on environment. Brushed aviaries tend to see chicks fledge as soon as 19-21 days.
 - Average Weight at Fledge - 16.87 grams (previously 15.150 grams)
 - Average Age Weaned - 38 days, though this appears to be unusual. Most aviaries see their chicks wean at about 45-50 days. A good sign they should be weaned is when there are only two of the 3 nodules left on each side of their beaks.
 - Average Age of Males First Song - 25 days - they'll sound like pebbles in a tin can at first. You may not realize they are singing.
 - Average Age Begin Juvenile Molt - 58 days or 1-1/2 months of age - dependent on environment
 - Average Age Finish Juvenile Molt - 140 Days (Previously 146 days or 3-1/2 months of age - dependent on environment)
 - Average Adult Weight - 19.020 grams (Previously 18.293 grams) - our Gouldians weigh as much as 28 grams for our large show birds and as little as 17 grams for our smaller "wild type" birds. Weight of your Gouldians will be dependent on genetics and diet.

- Average Age of Retirement - Hens - 4-1/2 to 6 years dependent on overall health and vitality of the hen
- Average Age of Retirement - Cocks - at demise
- Average Lifespan - birds bred and raised in our aviary - 8-9 years - some of our Gouldians have lived 10 years.
- Average Lifespan - birds purchased from other breeders - 6 years

These results are only from our own aviary. Results may differ greatly with your own birds. Use these averages as a guideline, but please do not assume they will be the same for your birds! We are continuing this tracking with every bird and clutch, and all species we keep. Averages may change as environment changes and stock is perfected.

***UPDATES MADE AFTER THE 2012-2013 BREEDING SEASON





Save the Gouldian Fund
www.savethegouldian.org

The Gouldian Fund was established in 2005 to promote awareness and to fund valuable research into the decline of the Lady Gouldian Finch. Now considered ***endangered*** in the wild, recent estimates suggest there are fewer than 2,500 Gouldians remaining. A precious life is waiting and we ask you to please make your donation to **SAVE THE GOULDIAN FUND**, a non-profit charity. Dollar-for-dollar, NFSS will match your donation—up to \$10; however, you can donate without limit. All donations are used for research and conservation management, thus helping the Fund continue its important conservation efforts. For additional information, please go to www.savethegouldian.org.

Calcium - Needs and Dangers

T.E. Roudybush, C.R. Grau

Calcium has been recognized as an essential element in the diet for almost 200 years. The first experiment to show this was reported in 1791 by Fordyce (1), who observed in his canaries that the hen "at the time of laying requires a quantity of calcareous earth, otherwise she is frequently killed by the eggs not passing forward properly." We now recognize this as "egg binding".

The main function of calcium in the animal is as a structural component of bone. Other functions include its need in blood coagulation, muscle contraction, myocardial function, and normal neuromuscular irritation. It is intercellular cement which holds cells together. In birds, of course, calcium has the additional function of being the main mineral component of egg shells, which are almost entirely calcium carbonate, 40% of which is calcium. The calcium requirement for egg laying in a laying breed chicken is at least 100 times the requirement of the same hen when it is not laying. Because of this remarkable change from low to a high requirement may take place in less than a month, we are left with the difficult task of evaluating and expressing the calcium requirement of birds.

In a recent report, Blomquist (2) recommended levels of 1% calcium in the diets of mature nonbreeding pet and cage birds and 2.5% calcium for growing or reproductively active birds. Although no data were cited in support of these figures, it is likely that they are based on recommendations for egg-laying and rapidly growing chickens (3). There is now a body of evidence which indicates that these levels of calcium are well in excess of the requirement and that 2.5% calcium causes deleterious effects in growing birds.

Norris et al (4) found that adult White Leghorn male chickens were able to maintain bone calcium stores at 0.0025% calcium in the diet, but needed between 0.025% and 0.05% calcium to maintain normal plasma calcium levels and alkaline phosphatase activity. Rowland et al (5) found that non-laying White Leghorn hens were able to maintain bone strength at less than 0.02% calcium in the diet. Both of these levels are well below the 1% recommendation of Blomquist (1).

For growing birds the National Research Council (3) recommends 1.2% calcium for turkeys from 0-8 weeks of age. This is the highest level of calcium recommended for any growing birds.



Several investigators who have fed levels of calcium above the NRC recommendations have observed deleterious effects. Smith and Taylor (6) fed chickens from 1 day to 10 weeks of age and found reduced body weights and feed efficiency at 1.35% calcium as compared with 0.83% calcium. Shane et al (7) fed diets containing 0.6% or 3.0% calcium to chickens between 8 and 12 weeks of age. The higher levels produced visceral urate deposits, mortality, nephrosis (kidney degeneration), and smaller parathyroid glands. Scott et al (8) cite experiments at Cornell University in which chickens 8-18 weeks old fed diets containing more than 2.5% calcium had 10% to 20% mortality with an incidence of nephrosis, visceral gout, and calcium urate deposits in the ureters. Within one to two weeks on the high calcium diets pullets developed hypercalcemia (high blood calcium) and hypophosphatemia (low blood phosphorus). Parathyroid size was reduced and its activity was greatly decreased. Feeding high levels of calcium reduced feed consumption and weight gain, and sexual maturity was delayed. Mortality from nephrosis continued from the growing period into the production period. On the basis of these severe effects, they recommended feeding not more than 1.2% calcium in the diet of growing chickens. After sexual maturity at 18-20 weeks of age laying chickens can tolerate higher levels of calcium (8). Woodard et al (9) found that pheasants, partridges, and chickens fed 3% calcium and 0.3% phosphorus grew poorly, were severely paralyzed, and suffered high mortality. These levels are similar to those used successfully in the diets of laying hens.

From the evidence obtained by the several workers cited above, levels of calcium in excess of 1.2% of the diet were found to cause a variety of problems in growing birds. A recommendation of 2.5% calcium for growing birds is clearly in excess of the calcium requirement and is likely to cause severe damage and even mortality in growing birds.

For birds that are laying, a level of 2.5% calcium in the diet (1) would at first glance seem reasonable, because the NRC (3) recommends between 2.25% and 3.25% calcium in the diet for various breeds of poultry. However, altricial birds such as parrots, finches, and canaries feed their chicks the same diet which they themselves eat. In a flight with birds in various stages of reproduction it is not practical to feed a diet with a high calcium content to one set of birds and low calcium to another. Some aviculturists attempt to allow birds to balance their own calcium intakes by feeding calcium supplements such as pieces of oyster shell, limestone or cuttlebone along with a low calcium diet. There have been no controlled experiments of this method of calcium feeding so it is not possible to know whether parent birds may be overfeeding or underfeeding calcium to their chicks. Cage birds which incubate and raise their chicks do not usually lay as many eggs in a given time as do poultry kept to lay eggs to be incubated artificially. Thus the calcium requirement for egg laying may be expected to be lower in altricial birds than in poultry.

Recent studies in our laboratory indicate that sustained egg production in cockatiels can be achieved by feeding diets containing less than 0.5% calcium. A maximum level for reproduction has not been determined, but it is known that 0.1% calcium is satisfactory for both breeding and growing birds.

Exotic Bird Report

Volume 1, Number 7, January 1987

Department of Avian Sciences, University of California, Davis, California 95616

References

- Fordyce, G. 1791. Treatise on the Digestion of Food. (Second Edition). London (cited by McCollum, E.V., 1957, A History of Nutrition, p. 84-85. Houghton. Muffin, Boston).
- Blomquist, R. 1986. The effects of diet and calcium on pet bird health. Avian Rounds, vol. 5, pg. 7-9 (New York State College of Veterinary Medicine, Cornell University).
- National Research Council. 1984. Nutrient Requirements of Poultry. 8th revised edition, National Academy of Sciences, Washington, D.C., 71 p.
- Norris, L.C., F.H. Kratzer, H.J. Lin, A.B. Hellewell and J.R. Beljan. 1972. Effect of quantity of dietary calcium on maintenance of bone integrity in mature White Leghorn male chickens. J. Nutr. 102:1085-1092
- Rowland, L.O., Jr., D.R. Sloan, J.L. Fry and R.H. Harms. 1973. Calcium requirement for bone maintenance in non-laying hens. Poultry Sci. 52:1415-1418
- Smith, H. and J.H. Taylor. 1961. Effect of feeding two levels of dietary calcium on the growth of broiler chickens. Nature 190:1200
- Shane, S.M., R.J. Young and L. Krook. 1969. Renal and parathyroid changes produced by high calcium intake in growing pullets. Avian Dis. 13:558-567
- Scott, M.L., M.C. Nesheim and R.J. Young. 1969. Nutrition of the Chicken. M.L. Scott and Associates, Ithaca, NY, 276 p.
- Woodard, A.E., P. Vohra, L. Snyder and C. Kelleher, Jr. 1979. Growth rate in three gallinaceous species fed diets imbalanced in calcium, phosphorus and protein. Poultry Sci. 58:687-693

JUST FINCHES *and Softbills* MAGAZINE



While focusing primarily on Australasia, this magazine incorporates what's happening with finches and Softbills from many overseas locations as well, including, South Africa, America, Europe and the U.K.

Published quarterly, we look at many different species as well as breeder setups. We also have a Question and Answer section and provision for comments from a leading avian vet.

4 Issues for \$62NZD (about \$52USD) postage paid
Subscribe on-line - Secure credit card
www.justfinches.com • paul@justfinches.com

NFSS AFFILIATED CLUBS

AFFILIATE/AWARDS DIRECTOR: JODY LEWIS
755 N. 4TH AVE. • CANTON IL 61520 • 309-645-7773
AFFILIATIONS@NFSS.ORG

CALIFORNIA

Central California Cage Bird Club REGION 5 SHOW HOST
http://www.mycCBC.org Meetings—3rd Sunday at Mancini Hall Modesto, 718
Tuolumne Blvd., Stanislaus CA 95351. **Contact**—Janna Place: 209-862-3792.

Finch Society of San Diego *http://www.finchsocietyofsandiego.com*
Meetings—4th Sunday, 2-4 p.m. 12/20 at Poway Elks Club, 13219 Poway Road, Poway
CA 92064. **Contact**—Sally Huntington: 5634 Carnegie St., San Diego, CA 92122;
858-452-9423; *sdfinchsociety@gmail.com*

West Coast Zebra and Society Finch Show

Meetings—No club meetings, show committee meeting in July. **Contact**—Sally
Huntington, 5634 Carnegie St., San Diego, CA 92122. 858-452-9423.

COLORADO

Mountain States Avian Society

Meetings—2nd Saturday, 1 p.m. at Animal Central, 8308 Church Ranch Blvd.,
Westminster CO 80021. **Contact**—Gary Morgan, 15341 Kingston St., Brighton CO 80602;
303-659-9554; *burdmn@aol.com*. **NFSS Delegate**: Jesse Avila, 7910 Greenland Road,
Franktown CO 80116; 303-664-0399, *pjbavila@aol.com*

FLORIDA

Suncoast Canary and Finch Club

REGION 2 SHOW HOST

Meetings—Wednesday, 7 p.m. **Contact**—Alexander Villarreal, 1419 Collingswood Blvd.,
Port Charlotte FL 33948; *vetagator@yahoo.com*. **Show Date**: 10-18 thru 10-20 2013.

ILLINOIS

Greater Chicago Cage Bird Club

http://www.gccbc.org

Meetings—3rd Friday, except November and December, at Yorkfield Civic Center,
15W354 Lexington St., Elmhurst IL 60126. **Contact**—Robert Wild, 305 Grosvenor Ct.,
Bolingbrook IL 60440; 630-980-4416. *wild@comcast.net*, *secretary@gccbc.org*

Illini Bird Fanciers Inc.

www.illinibirdfanciers.com

P.O. Box 13006, Springfield IL 62791, **Contact**—Karen Williams, 217-391-4648.

INDIANA

Hoosier Bird Buddies Bird Club

http://home.mchsi.com/~tmaldrich/

Meetings—1:30 p.m. at upper classroom, Diehm Museum, 600 Franke Park Dr., Fort
Wayne, Indiana, near the Children's Zoo; 1st Sunday, unless holiday; if holiday, meet 2nd
Sunday. Summer picnic and December party held at member's homes. **President**:
Eric M. Clark, 260-452-7828; *eclark1@orkin.com*. **Secretary**: Theresa Etzler,
theresa.j.etzler@gmail.com

NFSS AFFILIATED CLUBS

AFFILIATE/AWARDS DIRECTOR: JODY LEWIS
755 N. 4TH AVE. • CANTON IL 61520 • 309-645-7773
AFFILIATIONS@NFSS.ORG

IOWA

Mid America Cage Bird Society <http://www.macbs.org>
Meetings—4th Sunday, 2-5 p.m. at Des Moines Botanical Center, Swartz Room, 909 Robert D Ray Dr, Polk IA 50316. **Exceptions**—fairs held 3/24/13, 9/8/13 at IA State Fairground Walnut Center, E. 30th St. and University, Des Moines IA 50317 **President**—John Thielking, 8209 Twana Dr., Urbandale IA 50322-1522; 239-851-8132.
Thielking@lowalink.com

MARYLAND

Baltimore Bird Fanciers <http://www.baltimorebirdfanciers.org>
Meetings—3rd Sunday, 2 p.m. at Towson Library, 320 York Road, Baltimore MD 21204-5179. **Contact**—Christine Roberts, 11 Prettyboy Garth, Parkton MD 21120; 410-343-1807, *compteacher@yahoo.com*. NFSS Delegate: Ray Reter, 10310-L Malcolm Cir., Cockeysville MD 21030.

MICHIGAN

Society of Canary and Finch Breeders of Michigan **Region 3 Show Host**
<http://www.scfbmichigan.com/> **Meetings**—3rd Saturday of month, location varies.
Contact—Kristen Reeves, 248-543-8903, *Kristen.reeves@sbcglobal.net*

MISSOURI

Gateway Parrot Club <http://www.gatewayparrotclub.org>
Meetings—3rd Sunday, 2 p.m. at Kirkwood Community Center, 111 S. Geyer Road, St. Louis MO 63122. **Exceptions**—no meetings June 10, Sept 19, Dec. 9 (second Sunday), and August. **Contact**—Christine A. Kinkade, 2412 Angela Dr., High Ridge MO 63049; 636-343-8097, *President@GatewayParrotClub.org*

Greater Kansas City Avicultural Society <http://www.gkcas.org>
Meetings: 2nd Sunday at Coronation of Our Lady Church, 13000 Bennington, Grandview MO 64030. **Contact**—Clay Behrman, 3523 NE 49th St., Kansas City MO 64119; 816-217-7263, *birdman79@live.com*. NFSS Delegate: Anthony Day, 800 S. Butler Lane, Independence, MO 64056; 816-252-1120. *dayforthebirds@aol.com*.

NEW HAMPSHIRE

Birds of a Feather Avicultural Society <http://www.boaf.com>
Meetings: 2nd Monday. **Contact**—Ray Schwartz, 19 Olde Common Dr., Atkinson NH 03811; 603-362-6106; *President@BOAF.com*

NEW YORK

Colorbred Canary Club of New York
Meetings—1st Sunday each month, except July and August. **Contact**—Jose Zelada, 20 N. Goodwin Ave., Elmsford NY 10523; 914-345-5707.
Club Address—96-06 73rd, Corona, NY 11368.

NFSS AFFILIATED CLUBS

AFFILIATE/AWARDS DIRECTOR: JODY LEWIS
755 N. 4TH AVE. • CANTON IL 61520 • 309-645-7773
AFFILIATIONS@NFSS.ORG

NEW YORK

Kings County Canary Club

Contact—Kathleen Guise Schaefer, 5 Frank Ct., Brooklyn NY 11229; 718-332-3413, kanarykate@aol.com. **Meetings:** 3rd Sunday, 5 Frank Ct., Brooklyn NY 11229.

New York Finch and Type Canary Club

Meetings: 1-4 p.m., 2nd Sunday, except July and August. **Contact**—Stan Kulak, 17 Pembroke Loop, Staten Island NY 10309; 718-967-6899, barstand@verizon.net.

PUERTO RICO

Asociacion de Criadores de Finces Inc.

Juan Alicea, 12203 Urb Serenna, Los Prados, Apt. L -302, Caguas PR 00727; 787-479-7405. juanalicea@yahoo.com. **Meetings:** 7 p.m., Tuesday, Las Catalina's Mall, Food Court Area. Juanalicea@yahoo.com

Puerto Rico Zebra Finch Club

<http://www.przfc.com>

Meetings—Wednesday, Caquas in Plaza Centro Mall Caguas, Caguas PR. **Contact**—Gene Perez Forte, Jardines Arecibo Q59, Arecibo PR 00612. **President**—Jorge Mojica, Urb Lomas Del Sol, 175 Calle Acuario, Gurabo PR 00778-8930; 787-550-3163. puchosbirds@yahoo.com.

TEXAS

Fort Worth Bird Club

REGION 4 SHOW HOST

Meetings—2 p.m., 2nd Sunday at Fort Worth Botanical Garden Center, 3220 University Dr. (north of I-30 in Fort Worth). <http://www.fwbc.org>

Texas Bird Breeders and Fanciers Association <http://www.texasbirdbreeders.org>

Contact—Clarence Culwell, 4211 Kelly Elliott Road, Arlington TX 76016-4607; 817-220-5568. coculwell@verizon.net. Club meetings by conference call. TBA

CANADA

Essex-Kent Cage Bird Society

REGION 1 SHOW HOST

<http://www.essexkentcbs.com> Windsor, Ontario, Canada, 519-948-6398, julianne@mnsi.net. **Annual Shows:** June 23 and September 27-29, 2013. See Club Events, starting below.

NFSS IS PROUD TO AFFILIATE WITH THE FOLLOWING

American Federation of Aviculture

P.O. Box 91717, Austin, TX 78709; www.afabirds.org

Avicultural Society of America

Contact—Steve Duncan, P.O. Box 3161, San Dimas CA 91773. Founded in 1927, this is the oldest aviculture society in the United States.

<http://www.asabirds.org/home.html>

National Animal Interest Alliance www.naiaonline

NFSS JUDGES PANEL

4th Vice President - Judges Panel/Standards/Research
Laura Bewley (lbewley@yahoo.com)

Nizam Ali

135-11 114th St.
South Ozone Park, NY 11420
Phone: 781-835-8590

Laura Bewley

3538 S. 65 W. Ave.
Tulsa, OK 74107
Phone: 918-446-3999
lbewley@yahoo.com

Alfredo M. Brugueras

174 CR 2317
Mineola, TX 75773
Phone: 903-569-6979
elmaridodealba@yahoo.com

Clarence Culwell

250 Horseshoe Dr.
Springtown, TX 76082
Phone: 817-220-5568
coculwell@verizon.net

Dr. Al Decoteau

P.O. Box 546
Hollis, NH 03049
Phone: 603-878-3435
spbe1@aol.com

Julie R. Duimstra

628 N. Nesmith Ave.
Sioux Falls, SD 57103
Phone: 605-332-5054
julie.duimstra@gmail.com

Cecil Gunby

8121 Rte. 1, Hwy. 54
Sharpsburg, GA 30277
Phone/Fax: 770-254-1261
cgunby@bellsouth.net

Kenneth Gunby

3692 Mandarin Woods Dr. N
Jacksonville, FL 32223
Phone: 904-403-3078
gunbybird2@aol.com

Annette Howard

1271 Conser Dr.
Salem, OH 44460
Phone: 330-337-7654
howardaj78@yahoo.com

Sally Huntington

5634 Carnegie St.
San Diego, CA 92122
Phone: 858-452-9423
sallych@san.rr.com

Armando Lee

2825 SW 36th Terr.
Cape Coral, FL 33914
Phone: 239-242-7675
FAX: 239-471-2800
alee21@comcast.net

Brian Mandarich (Retired)

4743 E. Hedges Ave.
Fresno, CA 93703
Phone: 559-255-6508

Conrad Meinert (Retired)

1212 E 300 S
Warsaw, IN 46580
Phone: 574-269-2873
birdmanofwarsaw@
embarqmail.com

Vince Moase

1078 Roundelay Ct.
Oshawa, ON L1J 7R7
Canada
Phone: 905-723-1978
vmoase@rogers.com

Bob Peers

535 W. 61st St., Apt. D
Westmont, IL 60559
Phone/Fax: 630-740-7389
pastpresident@nfss.org

Laura Tinker

31 Grape Hollow Road
Holmes, NY 12531
Phone: 845-855-2662
LKTinker@comcast.net

Christine Voronovitch

38 Liberty St.
Manchester, CT 06040
Phone: 860-649-8220
lbyteagle@aol.com

Laura Watkins

PO Box 666
Banning, CA. 92220
Phone: 951-453-7671
lwatkins6108@gmail.com

Jerri Wiesenfeld

2379 Water Bluff Dr.
Jacksonville, FL 32218
Phone: 904-612-6896
jerrisjavas@aol.com

Interested in Becoming
an NFSS Judge?

Contact
Laura Bewley
lbewley@yahoo.com

NFSS BOARD OF DIRECTORS AND APPOINTED OFFICERS

PRESIDENT

John Wilson
San Francisco, CA 94110
president@nfss.org

PAST PRESIDENT

Bob Peers
535 W. 61st St., Apt. D
Westmont, IL 60559
Phone/Fax: 630-740-7389
pastpresident@nfss.org

1ST VICE PRESIDENT

Bob Peers
535 W. 61st St., Apt. D
Westmont, IL 60559
Phone/Fax: 630-740-7389
1stvp@nfss.org

2ND VICE PRESIDENT

2ndvp@nfss.org

3RD VICE PRESIDENT,

FINCH AND SOFTBILL SAVE DIRECTOR

Vonda Zwick
611 Hingham Lane
Schaumburg, IL 60193
3rd vp@nfss.org

4TH VICE PRESIDENT— JUDGES PANEL/

STANDARDS/RESEARCH

Laura Bewley
Phone: 918-446-3999
judgespanel@nfss.org

AFFILIATE/AWARDS DIRECTOR

Jody Lewis
153 Patterson Dr.
East Peoria, IL 61611
Phone: 309-645-7773
affiliations@nfss.org

AFA DELEGATE

Sally Huntington
afadelegate@nfss.org

BAND SECRETARY

Paula Hansen
2234 Juneau Ct. S
Salem, OR 97302
bands@nfss.org

PRESIDENT EMERITUS

William Parlee
Phone: 860-569-0200
presidentemeritus@nfss.org

REGION 1

VICE PRESIDENT (NORTHEAST)

Vince Moase
1078 Roundelay Ct.
Oshawa, ON L1J 7R7
Phone: 905-723-1978
region1vp@nfss.org

REGION 2

VICE PRESIDENT (SOUTHEAST)

Cecil Gunby
region2vp@nfss.org

REGION 3

VICE PRESIDENT (MID-CENTRAL)

Jason Crean
Region3vp@nfss.org

REGION 4

VICE PRESIDENT (Midwest)

Cheryl Burns
336 S. Pearson Lane
Keller, TX 76248
Phone: (H) 817-337-7492
Phone: (C) 817-445-2016
region4vp@nfss.org

REGION 5

VICE PRESIDENT (MOUNTAIN)

Doug White
13013 311th Ave SE
Sultan, WA 98240
Region5vp@nfss.org

EXECUTIVE SECRETARY

Rebecca Mikel
13779 US 12 E
Union, MI 49130
Phone: 269-641-7209
execsecretary@nfss.org

FINCH SHOP MANAGER

Sharon Dvorak
Phone: 919-266-4935
finchshop@nfss.org

TREASURER

Lisa R. Murphy
918 Georgia Ave.
Etowah, TN 37331
treasurer@nfss.org

ADVERTISING/ PROMOTIONS MANAGER

advertising@nfss.org

MEMBERSHIP DIRECTOR

Tiffany Park
Phone: 850-321-6162
membership@nfss.org

MODERATOR, NFSS FORUMS

John Wilson
president@nfss.org

NFSS WEBMASTER

Cecile Aguilera
P.O. Box 3230
Santa Clara, CA 95055-3230
webmaster@nfss.org.

LEGISLATIVE LIAISON

Roland Cristo
legis@nfss.org

JOURNAL EDITOR

editor@nfss.org

LEG BAND ORDER FORM

Prices effective April 17, 2013

► **XF only: SPLIT BROAD PLASTIC BANDS:** Purple/White, Yellow/Orange, Green/Red, Yellow/Black, Red/Yellow, Blue/Red, Orange/Black — **Split Broad Bands: \$4.75 per string**

► **All sizes: SPLIT PLASTIC BANDS:** Light Green, Dark Green, White, Pink, Red, Purple, Yellow, Orange, Light Blue, Dark Blue and Black — **Split Plastic Bands: \$3.00 per string.**

Strings of 10 bands only same color.					Indicate quantity and color below.
XF (2.3mm)	XCS (2.8mm)	XCL (3.1mm)	XB (4.0mm)	X3 (4.5mm)	Subtotal
/	/	/	/	/	
/	/	/	/	/	

<p>Size A (2.20mm): Gold-breasted Waxbill, Orange-cheeked Waxbill, Owl Finch, Red-eared and Strawberry Waxbill.</p> <p>Size B (2.34mm): Black-cheeked Waxbill, Cordon Bleu, Cuban Melodious Finch, Fire Finch, Olive Finch, Rufus-backed Mannikin, Timor Zebra Finch.</p> <p>Size C (2.55mm): Violet-eared and Blue-capped Waxbills, Cherry Finch Bronze-winged Mannikin, Green/Grey Singing Finch, Pytilas, Red-headed and Forbes Parrot Finch, Silverbills, Star Finch, Red Siskin, American Society, Cutthroat Finch.</p>	<p>Size D (2.73mm): Blue-faced, Peals, Red-headed Finches, Gouldian Finch, Chestnut-breasted and most Mannikins, Pintailed Nonpareil, most Twinspots, American Zebra Finch.</p> <p>Size E (2.89mm): Black-crested Finch, Diamond Sparrow, European Greenfinch, Golden Song Sparrow, Nuns, Peter's Twinspot, Spice finch, European Goldfinch, European Zebra Finch.</p>	<p>Size G (3.20mm): Magpie Mannikins, Siberian Goldfinch, small tanagers.</p> <p>Size J (3.4mm): Pekin Robin, Silver-eared Mesias, small softbills.</p> <p>Size K (3.50mm): Java Rice birds, Red-crested Cardinal, Saffron Finch, Shama Thrush.</p> <p>Size L (4.30mm): Diamond Dove, Mousebird, small doves, quail.</p> <p>Size M (4.48mm): Leaf Birds, Pagoda Mynah, Superb Starlings.</p>
<p>BAND CUTTER NOW AVAILABLE \$20.00 ea.</p> <p>► Visit us at www.NFSS.org ► Join Finch Save</p> <p>► Join in on our line forum ► Gift memberships</p>		

► ALUMINUM BANDS: Members only • sequentially numbered • permanently recorded.										
\$5.00 per string of 10 bands.										
Indicate quantity only below.										
A	B	C	D	E	G	J	K	L	M	Subtotal:
										\$ _____

*HANDLING FEE: Must be included in all orders.				
Under \$ 40.00	\$ 4.00	\$ 61.00 - \$100.00	\$ 8.00	
\$ 41.00 - \$ 60.00	\$ 6.00	\$101.00 - \$ 300.00	\$ 10.00	
**POSTAL INSURANCE: Optional				
\$ 00.01 - \$ 50.00	\$ 1.95	\$200.01 - \$300.00	\$ 5.10	
\$ 50.01 - \$ 100.00	\$ 2.45	\$300.01 - \$ 500.00	\$ 6.25	
\$101.00 - \$ 200.00	\$ 3.05			
Handling fee: \$ _____				
**Insurance \$ _____				
FINAL TOTAL \$ _____				

Name: _____ NFSS membership number _____

Street address: _____

City: _____ State: _____ ZIP code: _____

Phone: _____ Email: _____

MAKE CHECK PAYABLE TO NFSS in U.S. dollars

MAIL TO: NFSS Band Secretary • 2234 Juneau Court South • Salem, OR 97302

• Phone: 503-581-8208 • Email: bands@nfss.org