

First Class Mail  
U.S. Postage PAID  
Permit No. 903  
Topeka, KS



Journal of the

# National Finch & Softbill Society

Vol. 27, No. 1

January / February 2010



The EuroCage™ is based on a design used by many European bird breeders. The cages can be used singly or in stacks of three high, covering an entire wall or room. The cages are light, sturdy, have powder-coated fronts and durable white plastic sides. These opaque sides are an important part of successful breeding; they separate the pairs so they can hear each other without seeing each other. Each unit can be equipped with a fluorescent light to show the birds to their best advantage. Nestboxes can be placed on a platform inside the cages which assures that banks of cages can be neatly fitted together. The design of the cage allows for maximum hygiene with minimum effort, and the high quality aluminum tubing is designed for a lifetime investment. Any questions...

*We cage 'em, You raise 'em™*



**CC** **Corners Limited**  
CUSTOM CAGING SPECIALISTS

Call 1.800.456.6780



**Enable Your Bird to Self-Medicate**  
*It could be a life-saver!*

**Twin Beaks® Aviary's Herb Salad™** is a 100% ORGANIC, pesticide-free avian product for all bird species. It contains the leaves, roots and bark of the plants and grasses that animals in the wild use to supplement diet, cure disease, eliminate parasites, and relieve pain.

Unlike medication, Herb Salad works by prevention. It provides your birds with the means to combat deficiencies before they become a danger to their health. Invaluable to the bird keeper is his bird's ability to instinctively self-medicate before displaying the changed behavior that first alerts us to a health concern. Beneficial to both healthy and ailing birds, Herb Salad can strengthen the immune system and help repair damaged organs.



*"Your product is by far the best on the market."*  
 ~Rose S.

*"My birds love it!"* ~William W.

*"We consider Herb Salad essential to our feeding program."* Twin Beaks Aviary began using Herb Salad in 1989. Increased breeding success, minimized use of meds and lower incidences of illness is a testament to its effectiveness. *"We promise freshness and quality in all of our products and back it with a 100% Satisfaction Guarantee."*

To locate a dealer in your area, or request a free sample, please visit us at [www.twinklebeaksaviary.com](http://www.twinklebeaksaviary.com).

*"I think that avian nutrition is an area where much more time and work is needed. Thank you for doing your part."* ~Donna C.




The ORIGINAL and ONLY  
**Herb Salad™**

Twin Beaks Aviary PO Box 365 Gratiot, WI 53541 608-968-1311 [sales@twinklebeaksaviary.com](mailto:sales@twinklebeaksaviary.com)



## AUSTRALIA

### MIKE FIDLER'S COMPLETE SOFT FOOD FOR HIGH METABOLISM BIRDS



#### CONTAINS:

1. A high protein value consisting of all essential amino acids allowing for the synthesis of over 600 proteins, minimising or eliminating the need for live food in some species.
2. All essential vitamins with emphasis on Vitamin E for fertility & Vitamin D3 for the assimilation of calcium.
3. All essential minerals including trace minerals required for good health & normal egg production.
4. All essential carotenoids required to stimulate breeding, maintain the endocrine system and enhance feather colour.
5. Free radicals & oxidants.

The research grade soft food fed to over 2000 captive Finches at the Save the Gouldian Fund.



DVD:  
 AT HOME WITH  
 MIKE FIDLER



Fabulous Finch  
 877-346-2433  
[www.fabulousfinch.com](http://www.fabulousfinch.com)



product photo by  
[www.studiozavisa.com](http://www.studiozavisa.com)

NOW AVAILABLE IN THE USA AT [WWW.FABULOUSFINCH.COM](http://WWW.FABULOUSFINCH.COM)

Mike Fidler has no financial interest in Birds R Us. Donations are made to the Save the Gouldian Fund as a thank you for Mike's assistance in the design & formulation of these products.

# PRESTIGE - Fresh from Belgium

Special Prices for Club Members

QUALITY LABEL

orlux

When you  
want it...  
we have  
it!

## Premium European Bird Foods

These premium recipes are enriched with vitamins, amino acids and minerals. These products guarantee the well being of the birds, to great satisfaction of the bird fanciers.

**BULK BAGS  
AVAILABLE**

Gold Patee for  
Yellow, Red &  
White Canaries



**VERSELE-LAGA**



**Guaranteed  
No Bugs. No Dust.**

**KING'S CAGES**  
INTERNATIONAL, LLC



375 Old Bridge Turnpike · East Brunswick · New Jersey · U.S.A.  
Toll Free: (866) 777-7303 · Tel: (732) 968-9800 · Fax: (732) 698-9806  
[www.KingsCages.com](http://www.KingsCages.com) · [Shop@KingsCages.com](mailto:Shop@KingsCages.com)



## NFSS Mission Statement

The National Finch & Softbill Society is dedicated to the introduction of the enjoyment of keeping and breeding Finches and Softbills to all interested parties, enhance the knowledge of our members in keeping and care of these birds, encourage breeding programs, and cooperate with organizations for the preservation of aviculture in this country.

## Journal of the National Finch & Softbill Society

Publisher: The National Finch & Softbill Society - [www.nfss.org](http://www.nfss.org)

Issue Editor: Tom Keegan

Designer: J. M. Tavenner

NFSS Principal Address: 918 Georgia Avenue Etowah, TN 37331

The Journal of the National Finch & Softbill Society is published bimonthly by NFSS.

Submitting Materials for Publication: All materials should be submitted to 2nd Vice President Tom Keegan, 21 Oakcrest Rd., S. Weymouth, MA 02190, (781) 335-3927, [2ndVP@nfss.org](mailto:2ndVP@nfss.org). NFSS members are encouraged to submit articles, drawings, and photographs. NFSS reserves the right to edit and/or reject all written, photographic, and advertising materials submitted for publication to the Journal. Deadline for time-sensitive submissions: 15th day of Dec, Feb, Apr, Jun, Aug, & Oct for following issue.

Editorial Policy/Disclaimer: NFSS-affiliated clubs have permission to reprint all articles and photographs with the following exceptions: All articles and photos labeled "All Rights Reserved" require the copyright owner's permission and all "Reprinted by Permission of" articles require written permission from the originating source. Opinions expressed or facts reported in articles and published in the Journal do not necessarily reflect the views of the Editor, NFSS, or its Board of Directors. Publishing of advertisements in the Journal does not imply endorsement by NFSS. NFSS assumes no responsibility for advertisers' claims or the quality of their products or services.

Journal and NFSS Dues: New memberships and late renewals (expired membership) received after the fifteenth of the first month of Journal publication will receive six issues beginning with the following Journal. Cutoff dates are as follows: January 15, March 15, May 15, July 15, September 15, November 15.

Cover: "Cricket," a green aracarari owned by Jason Crean. See next month's issue for an article on aracararis by Jason.

## Advertising Rates

Covers (color – inside & out) \$90.00/Issue or \$450.00/Year; Full Page (B&W) 60.00/Issue or \$306.00/Year; Half-Page (B&W) \$40.00/Issue or \$204.00/Year; Quarter-Page (B&W) \$20.00/Issue or \$102.00/Year. Ms. Gail Benson, – 144 N. Clyde Ave., Palatine, IL 60067, (847) 963-1926, or Email [advertising@nfss.org](mailto:advertising@nfss.org)

# Table of Contents

<b>President's Message</b>	Page 4
<b>NFSS Announces: Bird of the Year Award</b>	Page 6
<b>Coming Soon to a Statute Near You</b> by Shelley Ortman	Page 7
<b>NFSS Board Of Directors Meeting, 4th QUARTER 2009</b>	Page 9
<b>430 Finches in a Regional Show: A New Record!</b> by Orlando Rivera	Page 11
<b>Weaver Finches in Aviculture, Are Any Sustainable?</b> by Jack Eitnear	Page 14
<b>Breeding Hill Mynahs</b> by Dick Schroeder	Page 18
<b>Quarantining, Rebooted</b> by Tom Keegan	Page 21
<b>Quarantining New Birds, Is It Necessary?</b> by Serge Micheli	Page 21
<b>Quarantine 2.0: Managing the Health of New Birds after Exposure to your Present Flock</b> Doug Taylor	Page 26
<b>NFSS Affiliated Clubs/Events</b>	Page 31
<b>NFSS 2009 Panel of Judges</b>	Page 35
<b>The 2009 NFSS</b> Board of Directors & Appointed Officers	Page 36

## Errata

The cover of the November/December issue of the NFSS Journal featured a penguin zebra finch, but no acknowledgment of the photo source appeared in the journal. The photo was made available for use in the journal courtesy of member Roy Beckham, and is copyrighted by him. My apologies to Roy for this omission! See more of Roy's finch pictures and merchandise featuring finches at [www.efinch.com](http://www.efinch.com).

Tom Keegan  
**2nd Vice President**

# President's Message



## New Year

**W**e start the New Year and the new term for the NFSS Board of Directors with the NFSS in the best condition since I've been on the BOD. Bob Peers has handed me a NFSS whose finances are in solid shape, a NFSS Journal in Tom Keegan's capable hands, and a BOD working well together toward a shared goal of a larger, better NFSS. Thank you, Bob Peers!

What's changed and what hasn't? We have a new Web Master, Barbara Jaquez, who has already made dramatic improvements to the web site and is working on more. Please take a look and pass on your comments: [www.nfss.org](http://www.nfss.org). We had a resignation by our recently elected Membership Director and have made a pro tempore appointment to the position, Tiffany Park, who seems to have landed on her feet running. What hasn't changed is a sense of community both on the board of directors and, just as importantly, among the general membership on the Husbandry and P-P internet lists.

Where do we go from here? We need to grow. A larger NFSS can provide more to its members and be more relevant. A larger NFSS benefits from lower

costs for producing our Journal and provides the opportunity to publish more and longer avian articles. Larger means more credibility when we speak in defense of bird keeping and breeding. It means that more birds and breeders will be in contact, share experiences, trade bloodlines and spend time with others who share our interests. It offers the hope of bringing larger numbers to our shows and introducing a new generation to bird keeping and showing. It means marketing the NFSS brand to draw in new members and continuing to add to, and improve, the benefits of joining.

I couldn't ask for a nicer or more capable group to begin this journey than the 2010-2011 Board of Directors of the NFSS. We get along, work well together, and share a common goal. I want to thank you, the membership, for providing this chair and the Board for being here.

Let's go!

*Respectfully,*

John Wilson  
**President**





*Laraine*

Is building a new **NEST**

[ladygouldian.com](http://ladygouldian.com)

Come visit and watch us  
**GROW!**

Coming Soon....

- Dx / Rx Photo Troubleshooting Guide
- Why is my Gouldian Bald?
- A Year in the Life of a Gouldian Finch
- Plus...NEW articles on Diet, Breeding and much more

Shipping from  
Georgia  
**770-939-4531**

*Laraine's*  
**ladygouldian.com**  
*defying the myth of fragile gouldians*



## NFSS ANNOUNCES: Bird of the Year Award

The National Finch and Softbill Society's Board of Directors has authorized a new award, The Bird of the Year. Two awards will actually be presented, one to the top Unflighted (closed banded in current year) and one to the top Flighted bird (must be closed banded with any year but current). For each award, the winning bird will be the bird that accumulates the most points in the calendar year. In cases of a tie, the bird that has competed against the greatest number of birds in the shows in which it was entered shall be declared the winner.

Owners/exhibitors of the birds must be NFSS members in order to win this award. Birds must be banded with NFSS closed bands or closed bands that have been cross-registered with NFSS for the standard fee of \$5.00.

The award will be presented at the following year's Annual Membership Meeting held at the National Show. This award was founded to place a renewed emphasis on our birds.

Bob Peers  
NFSS 1st VP

**DISCOUNT CODE**  
**NFSS10**  
10% OFF any order  
of \$25 or more!  
Order ONLINE  
or CALL



**Bird Supply**  
of New Hampshire

[www.birdsupplynh.com](http://www.birdsupplynh.com)

**EXOTIC BIRD SPECIALTY SHOP & ONLINE RETAILER**

**The Best Food, Supplements, Toys, Cages**  
**Full Line of Nesting & Breeding Supplies**  
**& Lots More For All Your Birds!**

**Abba ~ Avico ~ Avitech ~ Cede ~ Harrisons ~ Higgins**  
**Goldenfeast ~ Kaytee ~ Lafeber ~ L'Avian Plus ~ Nemeth Farms**  
**Orlux ~ Pretty Bird ~ Quiko ~ Roudybush ~ Versele-Laga ~ Zupreem**

522 Amherst St. Nashua, NH ~ 603-882-4737 ~ 888-319-0136 ~ [sales@birdsupplynh.com](mailto:sales@birdsupplynh.com)



**Vetafarm Products**  
from Australia  
Vitamins  
Supplements  
Medications

**Breeder Pricing**  
Available



# Coming Soon to a Statute Near You

by *Shelley Ortman*, NFSS Region 1 Vice President

We bird folk usually think of ourselves as law abiding citizens- we work for a living, pay our taxes, and vote during the elections. But without even realizing it, it is possible that the innocuous hobby of keeping, breeding and exhibiting exotic birds can place you in the realm of serious lawbreakers.

Let's look at the laws in the state of New Jersey. New Jersey requires anyone who owns a **non-game or exotic animal** to purchase a permit from the state Department of Environmental Protection. An individual hobby permit costs just \$10. A bird breeder permit costs \$150.

Any birds that you do possess **must be captive bred**, and be marked with a microchip or seamless (closed) band approved by the NJ Division of Fish and Wildlife.

To obtain a permit, you must state in writing the purpose and intent of keeping the birds, the species of birds, and the number of individuals of each species. You must describe in written detail a reliable, continuous source of food for each bird species including adult, nestling and hatchling diets, provide in written detail the caging facilities for each bird, the aspects of the facilities designed to prevent escape, the street address, the floors on which the birds are to be housed, the sources of natural and artificial light, the type of heating, cooling, and ventilation. You must prove that the bird is free of disease, and that the bird will have good veterinary care.

If you do purchase a permit, you are subject to periodic inspections by the state, which will check the condition of the animals, their living areas and your records. You cannot sell or transfer possession of any wild caught bird or its eggs (non-game, exotic) without first obtaining permission from the Department of Environmental Protection. If you let the permit lapse, you have 15 days to file a report explaining what happened to all your animals. If you sold or gave your birds away you must provide the name, address, phone number of the receiver as well as the date of the transactions.

There are exemptions to the rules, and the following birds may be kept without a permit: budgie, cockatiel, peafowl, rock doves, canaries, house sparrows, European starlings, zebra finches, society finches, emus, ostriches, rheas (greater and lesser).

What are the penalties for failing to follow the regulations? Your birds can be forfeited to the state, and you are liable for a penalty of not less than \$100 and not more than \$3000 for each offense.

If you plan to sell your birds you are required to purchase a Pet Shop permit for \$100. If you would like to exhibit your birds, you must pay for an Animal Exhibitor permit: \$35 for a single exhibit or \$100 for an annual permit. In actuality there are 13 categories of permits pertaining to birds, and each additional permit entails additional regulations.

What is the end result of these stifling laws? There are no bird importers in the

state of New Jersey. There are no bird shows for small exotics- although there are budgie, canary and zebra finch shows. There are no exotic bird/reptile marts in New Jersey. Not one bird club from New Jersey has affiliated with the NFSS. Have people stopped keeping birds? Most people simply keep a low profile. Virtually no small hobby breeders in New Jersey that I know of obtain the permits, or keep up the paperwork required. The remarkable upside is that no small hobby breeders to my knowledge have been contacted by the state, or inspected, or fined.

What about other states? Each state can make its own laws regulating possession of wildlife, non-game and endangered species as long as they

adhere to the federal laws. To check out the laws in your own state visit a fascinating website <http://www.born-freeusa.org> which lists state by state legislation current and pending regarding the regulation of wild animals. You may also notice that the purpose of the website is to promote additional regulation of animal ownership. The objectives of groups such as this are meant to be lofty and humane: to protect wildlife from human cruelty. The reality is that the voices of these animal rights organizations are being heard, and statutes and regulations are being written and passed into law, severely limiting the practice of aviculture. Educate yourself regarding the laws in your state or what has happened to bird keeping in New Jersey could be coming soon to a statute near you!

## Author Biography

Shelley Ortman has been bird watching, keeping and breeding birds for more than 30 years. She currently lives in the mid-Atlantic where she is a full-time public school teacher.

## References

"Possession of Nongame and Exotic Wildlife." *NJ Regulations*. Web. 31 Dec. 2009.

*Welcome to Born Free USA*. Web. 31 Dec. 2009. <<http://bornfreeusa.org>>.

## Greater Chicago Cage Bird Club



# BIRD FAIR

**Saturday, March 6, 2010**

**10:00 am - 4:00 pm**

**DuPage County Fairgrounds**

2015 Manchester, Wheaton, IL 60187  
(Manchester road & North County Farm road)

Donation of \$3.00  
(Children Under 12 - Free)

**Vendors selling birds and related items!  
Cages, Toys, Food, Seed and much more!**

For club information, please call (630) 640-4924 or email: [info@gccbc.org](mailto:info@gccbc.org)  
For Fair Table Rental: (708) 258-0682 or email: [birdfair@gccbc.org](mailto:birdfair@gccbc.org)  
Club meets Third Friday of the month except November and December

**visit us at: [www.gccbc.org](http://www.gccbc.org)**

# NFSS Board Of Directors Meeting

## 4<sup>th</sup> QUARTER 2009

- General Election results posted, 38 total ballots rec'd
- 2009 NCBS results posted, 187 total birds entered
- Exhibitor of Excellence (200 lifetime exhibition points) – Robert Mehl
- Champion Exhibitor (50 annual exhibition points) – Lisa Murphy, Hiram Morales, Robert Mehl, KJ Brown
- Bank balance as of 11/1/09: \$28,432.10
- 2010 Budget approved
- Audit of 2008 Financial Records completed by Michael Gravely and Bill Parlee
- Update of website continues by Barbara Jacques
- Current total members: 565; Current Total Affiliates; 38
- Affiliation packets updated and mailed
- Update of NFSS DVD will continue, volunteers will be sought to assist
- Change to Journal schedule deadlines implemented
- "Periodical Rate" will begin for Jan/Feb mailing of the Journal
- Increases in band prices and fluctuation in exchange rates result in a required increase in sell price
- Judge's Handbook complete and mailed to Judges, copies available on line and through Finch Shop
- Committee working on development of new exhibition standard for Cuban Melodious
- Show Classification sheets will be updated and placed on line along with Judge's Handbook, Secretary's sheets, and Show report
- NFSS Journals will be placed back on website with password protection for access by members
- New Award established – Bird of the Year presented to flighted and unflighted banded birds earning the most exhibition points each calendar year. 4th VP will compile points. Work continues on an additional award for breeding achievement.

### **MOTIONS:**

2009-21 // By Mikel; 2<sup>nd</sup> by Hansen // Accept 2010 budget. // **PASS**

2009-22 // By Hansen; 2<sup>nd</sup> by Zwick // Accept 2008 Audit. // **PASS**




- 2009-23 // By Mikel; 2<sup>nd</sup> by Murphy // The BOD to publish (journal, minutes/ forum) total ballots cast in all NFSS Elections. // **PASS**
- 2009-24 // By Brugueras; 2<sup>nd</sup> by Murphy // Rescind Motion #2008-19 which limited the maximum profit on awards. // **PASS**
- 2009-25 // By Murphy; 2<sup>nd</sup> by Mikel // To accept proposed band prices submitted by P. Hansen, to take effect 1.1.10 - \$5/string – closed; \$3/string-split. // **PASS**
- 2009-26 // By Wilson; 2<sup>nd</sup> by Murphy // SEE BELOW // **PASS**
- 2009-27 // By Bewley; 2<sup>nd</sup> by Keegan // To allow back issues of NFSS Journal on website for members only. // **PASS**
- 2009-28 // By Hansen; 2<sup>nd</sup> by Brugueras // SEE BELOW // **PASS**
- 2009-29 // By Bewley; 2<sup>nd</sup> by White // To table discussion of Red Siskin Project until 1st quarter 2010 meeting.

2009-25: The Awards Manager to determine pricing in consultation with Treasurer and President. Awards pricing to be set with the intention of covering all associated expenses. Pricing and costs to be reported to the BOD at the 1st Quarter BOD meeting following said determination.

2009-28: To present a bird of the year award, both flighted and unflighted, to the birds earning the most points each calendar year. Ties will be broken by the bird competing against the greatest number of birds in all the shows it entered.

**PAUL HANCOCK  
MANDY TUCKER**

Quality Birds at Affordable Prices!



Finches - Canaries - Parrots - Doves

**479-293-4994**

Email: [mandy@singing-wings-aviary.com](mailto:mandy@singing-wings-aviary.com)

Website: [www.singing-wings-aviary.com](http://www.singing-wings-aviary.com)

**Singing Wings Aviary**

31 Old Wire Road East  
London, Arkansas 72847



# 430 FINCHES IN A REGIONAL SHOW A New Record!

*by Orlando Rivera, Puerto Rico, NFSS Region 7 V.P.*



*Top Ten Bench.*

*This will be the next record to challenge for the future shows of the NFSS.*

On November 6, 2009 a new record number of finches was registered in the Region 7 Show of the NFSS celebrated in Caguas; Puerto Rico. A total of 430 finches (247 unflighted Zebras, 55 unflighted Societies, 115 unflighted Lady Gouldians, 1 unflighted Cordon Bleu and some open birds) were registered by 25 exhibitors participating in the show. Judge Cecil Gumby worked hard for 14 hours during the show and did an excellent job. Everybody was happy with the judging.

### **Here are the results:**

1. Zebra Normal Grey Cock Ramon Colon
2. Society Black/Brown Hiram Morales

3. Zebra Normal Grey Hen Jorge Mojica
4. Society Black/Grey Hiram Morales
5. Zebra Fawn Cock Juan Carlos Cotto
6. Zebra Fawn Hen Rurico Vidal
7. Gouldian Hen BH/PB Hiram Morales
8. Pair of Societies Black/Brown Hiram Morales
9. Cordon Blue Cock Mayra Suarez
10. Gouldian YH/WB/GB Cock Juan Carlos Cotto

We have to mention the good comments from the judge in reference to the birds' quality. He was surprised with the quality and size of some Zebra finch mutations



*Painted Feather Awards.*

like black cheeks, orange-breasted, whites and others. He also mentioned the excellent quality of normal Zebras, Societies and Lady Gouldians.

A total of 58 awards were given, consisting of hand-made wooden carvings of the different finches and painted framed feathers done by renowned artists. The following awards were given: 1 Best in Show, 3 Best in Division, 10 Top Ten in Show, 3 Best Novices. One special award was given to a breeder dedicated to developing rare zebra mutations over the past 10 years (Nydia Rodriguez). Also, additional awards were given to distinguished collaborative club members. After the shows, everyone was charged with a lot of energy to continue with the hobby.

I am a witness on the progress in the birds' quality over the last several years in Puerto Rico. This is confirmed by the comments of all the judges that participated in the shows of the past years. We will be proud to receive exhibitors from others clubs located in the United States for future shows, share experiences and

enjoy the competitions. If someone is interested in participating in future competitions; please contact me or Rurico Vidal one of the following electronic addresses: landyor@gmail.com (Orlando) or ruricovm@hotmail.com (Rurico).

*Judge C. Gunby (L) with award winners Armando Lee and Hiram Morales (R).*







# Treasure Coast Exotic Bird Club

(a non-profit organization)

## 13<sup>th</sup> ANNUAL

# Exotic Bird Expo 2010



### Our 1<sup>st</sup> Show at Martin County Fairgrounds

### Sunday March 21<sup>st</sup>, 2010 - 9 am 'til 4 pm Don't miss it!

Admission: \$4.00 (Children under 10 free)

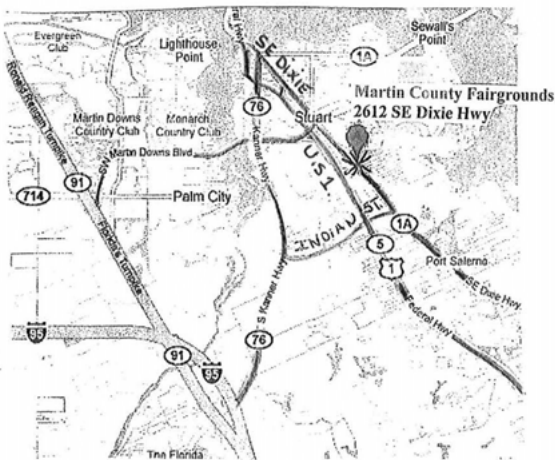
- Avian Education Program by a panel of area Avian Veterinarians
- Birds - Toys - Cages - Feed & Supplies - Educational Talks
- LARGE Raffle Table **NEW VENDORS**
- For Vendor information call Kathy Dwyer at 772-464-7210  
or contact Rob Stotz 772-446-7270 e-mail [robbijoe@comcast.net](mailto:robbijoe@comcast.net)

### Grand Raffle Prizes!

Great Fun for the Whole Family  
Refreshments – Free Parking  
Turnpike exit 133 Stuart  
I-95 exit 101 SR76 Kanner Hwy

Location (and for more information contact)

**Martin County Fairgrounds**  
2612 SE Dixie Hwy  
Stuart, FL 34996  
(772) 220-3247



Public is not allowed to bring birds or other animals into the Expo

# WEAVER FINCHES IN AVICULTURE, Are Any Sustainable?

by Jack Eitniew, San Antonio, Texas

Reprinted from *Avicultural Bulletin*, Vol. 79 (1), Jan/Feb 2010, *Avicultural Society of America*.



*White-headed Buffalo Weavers feed on more insects than previously known.*

Weaver finches (Ploceidae) number over 11 genera and 108 species occurring throughout most of Africa. Beyond Africa, the Ruppell's Weaver (*p. galbula*) extends northward into Arabia and Oman and the Baya Weaver (*p. philippinus*) inhabits Pakistan, India, Thailand, and parts of Vietnam.

While weavers continue to be imported from Africa (and from the feral population in Puerto Rico), few have bred in captivity and fewer on a sustained basis. As with many finches, the difficulty in achieving breeding success in small birdroom cages appears to be a major obstacle.

While a social species, the number of pairs and sex seems to be much less

than what one would encounter in the wild. A review of weavers in captivity that have bred (from [www.ISIS.org](http://www.ISIS.org)) indicated that most success was with small groups with more males than females.

For example, several institutions are breeding the Taveta Golden Weaver (*p. castaneiceps*). The best production was at an institution with 6.9.57 birds. The second best production was a group of 36.42.13. Most weavers produce 3-5 eggs with incubation of 12-14 days. Most facilities that were successful in breeding weavers maintained an average of 6 males and 8 females which fledged, on average, 11 young.

Few generalizations can be made regarding such a large and widely

distributed group. In addition to more than a single pair and additional females for every male, the diet appears to vary. I have always been of the philosophy that when one acquires a new species the first place to look for dietary information is to the previous owner then the literature. Often the challenge is matching foods available to what the literature states the species feed on in the wild.

If in doubt, nothing is better than providing a variety of food items and taking notes as to what is consumed. Scientists refer to this as a "cafeteria" experiment. With weavers the central issue seems to be the amount of insects to feed. Some species feed on grain throughout the year only providing insects to their young.

Other species feed widely on insects. A researcher studying the feral weavers on the island of Puerto Rico commented that the only thing that surprised him was the

amount of insects they consumed during the non-breeding season. Table 1. shows the amount of seeds versus insects in the normal diet of three species of weavers. Despite being considered seedeaters none of the three species fed more on seeds than insects. The White-headed Buffalo Weaver fed 70% on insects and 30% on seeds while the Red-billed Buffalo Weaver fed 50% insects and 50% seeds. This need for insects may explain why reproduction in captivity has been so limited. Insects are costly and frankly a pain! I experienced this myself with efforts to breed the Cinnamon Weaver. I maintained 4.6.0 birds in a large flight measuring 12' x 6" x 24". A netting bag was filled with grasses and hung from the ceiling. Palm and banana leaves were stapled to the walls. The adults thrived on a diet of finch seed and mixed vegetables. They seemed somewhat indifferent to insects. Soon nests were constructed in a conifer placed in the corner and weaved into the wire mesh roof. Eggs were laid and incubation begun. As soon as the first

*Cinnamon Weavers fed on insects at the author's aviary after eggs had been hatched. Adults without nests seemed to change to prefer insects at this time to the displeasure of the author.*



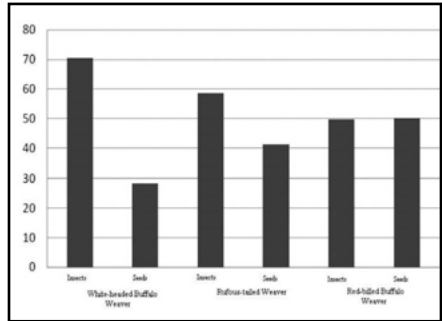




The Taveta Golden Weaver's hanging nest.

egg hatched I placed two special pans in the aviary for insects. Wax worms, meal worms and crickets filled the pans twice a day. Given that the weavers showed no previous interest in insects I thought that my insect supplementation would solve the need for insects by the recently hatched young. To my surprise not only did the female weavers feed insects to their young but all ten adults switched their diets to insects!!! Efforts to get them to switch to soaked zu-Preem failed so, to the pleasure of the insect vendor!, I frantically increased my standard order for insects and began filling the pan three times a day. It is amazing how many insects ten birds and their young can eat!!! Often it was a feeding "frenzy" when the bugs were dropped into the pans. In hindsight I should have color banded the adults and removed all birds other than the pairs tending the nests.

While the Golden Taveta and Black-headed Weavers are well on their way to becoming established in zoos until the



inexpensive supply of Orange (red) (*Euplectes franciscanus*) and Yellow-crowned Bishops (*E. afer*) from Puerto Rico are exhausted little financial incentive will exist for their establishment in captivity. Such a time may be in the not too distant future as Puerto Rico has begun to convert rice fields to cattle pastures at an alarming rate. If these changes in the landscape do not result in sufficient food resources for the weavers the end will be near. After leaving the local bird mart recently I "cringed" as an individual left the building with a single pair of Red Bishops (in a canary cage) in tow.



*Taveta Golden Weaver.*

## **JUST FINCHES** and Softbills Magazine



While focusing primarily on Australasia, this magazine incorporates what's happening with finches & softbills from many overseas locations as well, including, South Africa, America, Europe and the U.K.

Published quarterly, we look at many different species as well as breeders setups. We also have a Question & answer section and provision for comments from a leading avian vet.

**Growing in distribution with each issue.**

### **Why not subscribe ?**

**4 Issues cost just \$48.00NZD posted anywhere in the U.S.A.**

Check us out at: [www.justfinches.com](http://www.justfinches.com)  
Secure page with credit card facilities.  
email: [paul@justfinches.com](mailto:paul@justfinches.com)

Weavers continue to be imported as well, so hope exists that some bird club will gather some members with some "hinze style" cages and complement the zoos efforts by sustaining one or more of the smaller weavers in captivity.



## Exotic Finches & Softbills

**Jamie Yorck**  
*Airline shipping available*  
*Contact for current availability and price list*

Phone: 415-824-3594 - [jjorck@astound.net](mailto:jjorck@astound.net)  
San Francisco, California

## Breeding Hill Mynahs

*by Dick Schroeder, California*

Now that spring is nearly upon us, it's time to get ready for the breeding season. Here in So. CA our mynahs will start nest building in late February or early March. Since there is a large amount of interest lately in Hill Mynahs both as pets as well as for breeding, I thought I would give an overview of our set up here.

We breed both the Java Hill (*Gracula religiosa religiosa*) as well as the Greater Indian Hill Mynahs (*G. r. intermedia*). They have the same requirements, so what is said about one will hold for the other as well. Here in relatively warm San Diego County, our birds are housed outside all year long with no special precautions taken in winter. Nest boxes are left up all year as well since most birds will sleep in a box at

night, giving them further protection in cold or rainy weather.

Most of our cages are small, walk-in aviaries, measuring for the most part 4' x 4' x 6'. They are constructed of either 1/2" x 1" or 1/2" x 3" wire. Some portion of the wire top is exposed to the elements while about half of the area is covered by fiberglass or sheet metal, particularly the area over the feed station and the nest box. In some cases the boxes are hung on the outside; in others we must enter, or partially enter the flight to check the nest. We do this as little as possible as one of the difficulties in breeding mynahs is their propensity to throw out eggs or newly hatched chicks when disturbed. Perches are natural branches, mostly acacia and are in the shelter as well as the open areas.

Many of the birds will become soaked in the rain, but most prefer to bathe in the large shallow bowls provided. We have bred them in much larger flights, up to 16' long, as well as in suspended cages, set up like our lories.

In most instances our cages are side by side with no visual barriers between the pairs. Most share a common wall. If we do happen to see aggression between neighboring birds, we simply relocate one of the pairs and the problem goes away. There have been a couple of rare occasions where the male has injured the hen in his attempt to force her to nest. In one case the hen was killed. I have seen this more often with the Javas than with the Greaters.

Nest boxes are cleaned out as necessary, even out of breeding season, as often the birds will perch in the opening and foul the inside of the box. Many of the pairs are under trees, either acacia or eucalyptus, and they collect the fallen leaves themselves for nest construction. We also provide them with strips of palm frond, as these are very pliable when green and they help add humidity to the nest. The nest boxes themselves vary a little bit, usually whatever was available when setting up the cages. Most are about 12" square and 18"-20" deep. We have also used boot boxes with success. The inspection door should be far enough above the floor of the box to allow for the 4-6 inches of leaves and feathers that make up the nest. Otherwise the nest will cover the inspection hole and you will have to disturb the nest to check on eggs or chicks.

When all goes well, 3, sometimes 4 blue eggs will be laid and the hen will be in the box most of the day. We

have some pairs that are off the nest in an instant, so quickly that you are lucky to catch them sitting. Often you don't know that you have eggs for a few days. Other pairs will sit regardless of what is going on, or peer out of the box at feeding time, but not completely exit the nest. Once we know we have eggs, we note the date and expect to find a discarded shell on the floor in 14 days. They usually remove the shells to a site as far from the nest as possible. It is easy to tell if the shell is from a hatched chick, as it will be in a neat half. On the other hand, an egg that has been tossed by the parents will usually be mostly intact, but have a large hole punched in it where they made a "handle" to remove it from the nest. If more than 3 chicks hatch it is important to monitor the nest frequently, as sometimes the smaller one will fall far behind its' siblings and become part of the food chain itself. If this looks to be happening we of course pull the baby for hand rearing, whatever the age.

We leave the chicks with the parents for 10 days to 2 weeks. They are easier to hand feed if taken before their eyes open, as they are not afraid of you at that stage. If you wait too long it will be necessary to force the beak open the first few feedings, but they will come around and gape when hungry. We use Kaytee Exact Baby Bird mixed with a little pureed papaya, and fed with a 10cc syringe. Unlike a parrot, a mynah has no crop, so it requires frequent feedings of small amounts. We feed every hour or so at first, stretching it to 2 hours by 3 weeks of age. By the time the chicks are 2-3 weeks old we no longer use the hand feeding formula, but switch to the diced fruit and soaked pellets that the parents receive. We do not offer mealworms when hand feeding as



*Greater Indian Hill Mynah.*

it isn't necessary. Many of our adults will not eat the worms except while breeding and feeding young.

For a few of the pairs breeding season will extend into September, but most have called it quits in early August. We find our pairs to be inconsistent, as the most productive pair one year may destroy all of their eggs the next, and a pair that laid but a single egg last year will suddenly be the "best" pair this year. I guess that is just another of the things that makes breeding mynahs a challenge. If you need to justify your bird keeping by bringing in a little income, then take a good look at the Hill Mynahs, as the waiting lists are growing right along with their prices with all of us who breed them.

---

### Author Biography

Dick Schroeder has kept and bred birds for about 40 years. Dick has written articles on aviculture and on specific species of birds for a number of publications including; Watch-bird, Bird World, Birds USA, ASA Bulletin, and several club newsletters. He retired last year from his bird feed supply company, Cuttlebone PLUS, which also manufactures AVI-CO Specialty Diets, in San Marcos, California. It is now run by his youngest son, Brett.



# Quarantining, Rebooted

by Tom Keegan, NFSS 2<sup>nd</sup> Vice President, Issue Editor

The following two articles on quarantining new birds are meant to complement one another. The first, by Serge Micheli of the Canadian Finch & Softbill Society, takes a traditional approach to the subject, starting from the question of "What might these new birds give to my birds?" This is a very thorough treatment of the subject, and I think most will find Serge's approach thoughtful and sensible. The second article, by NFSS member Doug Taylor, examines the subject from a new angle, asking "What might these birds get from my birds?"

I think that, together, these two articles represent a wise approach to the acquisition of new stock, one aimed at minimizing the impact of disease on

our flocks. Whether you work with imported, wild-caught birds or with birds that have been captive-bred for 100 generations, you never know the disease history of new birds. It is always worthwhile to think about what those new birds you just picked up at the bird mart might be bringing along with them, but perhaps you should also be thinking about what your birds might expose the new birds to.

I hope that these two articles will help to keep us mindful of the threats we cannot see with the naked eye. If you're a "lazy quarantiner," maybe reading these articles will help you to make a resolution for 2010!

## QUARANTINING NEW BIRDS Is It Necessary?

by Serge Micheli, Beautiful Birds Aviary, Ontario, Canada

*Reprinted from the Canadian Finch and Softbill Society Newsletter, Vol. 2 (2), Aug. 2008*

I remember when I was a teenager and the anticipation I felt knowing that I would be going to the pet store with my Dad, or my neighbour's parents. It was one of the most exciting experiences for me. I knew that I would be able to look at a variety of birds and animals. There was one particular pet store that would have proven pairs set up for sale. Sometimes I would be able to see them rearing their young.

With my love for birds, to this date I still

get really excited when a bird friend of mine from the club calls to tell me that there are birds available for sale. I don't seem to know how to say no to new birds. It creates more work for me, but the excitement over rides the knowledge of the work ahead!

I have been involved in many heated debates about whether we should quarantine new birds or not, and I have read many articles on the subject. I have to admit, from my own experience, I have

had my fair share of problems with my birds when I have added new birds without providing the new birds with some type of quarantine procedure. I have learned the hard way not to place new arrivals in the same cage or flight with current stock.

I don't personally believe that new birds that affect existing populations are necessarily deemed 'sick' birds. I believe that it has more to do with what my current stock has been exposed to and what the new birds have been exposed to as far as germs are concerned. Birds, like people and other animals, build their immune systems based on exposure to particular elements, including weather conditions and moisture levels. If we take a few moments to consider that this theory might be a possibility, then we can believe that the new birds may not have been exposed to the elements that we have created in our existing bird rooms or aviaries. The new environment coupled with stress of movement exposes the new birds to immune suppression and a re-development of their immune system.

Here are a few of the things that I do when I get new birds that seem to be working in my favour and helping to reduce stress on the birds.

- If I like a bird or birds that I am viewing and make the decision to purchase them, I hold the bird(s) to see if there is depth in the breast area and I blow on the vent to ensure that the bird has a clean vent area. I also look at the bird's activity level and I look for open, clear eyes and clear breathing. I ask that the bird be placed in a show cage or transport cage that I supply. In this cage I can see the types

of droppings that the bird provides during the increased stress of movement. Obviously the stool will be larger and more watery due to stress, but I can still see if it has a normal colour to it.

- When I arrive home, I have a cage waiting for them that has no other birds in it. I keep the cage in the same room as my existing population as I only have one room dedicated to my birds and no other space available to keep the new birds in a separate room. I place one drop of a product made for killing air sac mites under the wing area of the bird on exposed skin before placing the new bird in the quarantine cage. I take the bird's band identification number and historical information and create a bird record for this new individual.
- If the bird is coming from a fellow bird club friend that takes good care of their birds, I usually place the birds in their quarantine cage and don't apply any other treatments while I monitor the bird's droppings and overall activity level over the next six weeks. I do provide them with probiotics in the water once a week. If the bird does well over the next six weeks, I then place them in with my other birds. If any of the birds show signs of not feeling well, I put them through the cleansing program that follows.
- I give all new birds cooled off, boiled water for a few days while they are adjusting to their new environment and millet spray to reduce stress levels. This way they are not exposed to the different

# Mazuri®

The Exotic Animal Feeding Resource

## EXOTICS RULE OUR ANIMAL KINGDOM



We know exotics rule. In the grand scheme of things, we produce more food for more exotic animals than any other company in the world.

### MAZURI® BIRD DIETS:

- Natural Vitamin E and mixed tocopherols for preservation
- Complete and balanced nutrition with no artificial colors or flavors
- Color enhancers for brightly-colored plumage
- Each bag is date coded for guaranteed freshness and is produced in the United States



**MAZURI® BIRD DIETS:**  
Small Bird Maintenance  
Small Bird Breeder  
Parrot Maintenance  
Parrot Breeder  
ZuLiFe™ Soft-Bill Diet  
ZuLiFe™ Bird Gel

So for healthy birds and greater peace of mind, trust Mazuri® products.

Take a walk on the wild side and visit us at

**[www.Mazuri.com](http://www.Mazuri.com)**

or call us toll free at 1.800.227.8941

levels of additives that exist in my water supply. The less stress at this time the better for the bird!

- If the bird is an import or from a pet store, I start them on a cleansing program after they have had a few days to settle in. The reason for this is that I don't know the person that originally had the bird(s), and there is an increased probability that the bird went through several destination changes before arriving at the pet store and then my home. This would, in theory, cause increased stress and immune depression.
- In the first week, I treat the bird or birds for two days with a product that treats air sac and body mites that can be inserted in to the water. This is now readily available in Canada. On the third day I give them vitamins and minerals to rebuild their strength.
- In the second week after they have rested for a few days, I treat them with a product that reduces levels of coccidia. I usually do this for 5 days as indicated on the treatment bottle. I find that protozoa medications, unlike antibiotics, do not have adverse affects on the birds. I then give vitamins and minerals to build their strength back up.
- In the third week, I treat them with a product that contains ronidazole to reduce other forms of protozoa. I do this for five days followed by vitamins and minerals to build their strength.
- In the fourth week, I give them a Doxycyline treatment for two days

only if they are not showing signs of increased activity. Otherwise I move on to the next treatment. I try to stay away from antibiotics unless absolutely necessary. If you treat any animal with antibiotics when they don't need it, the bacteria in their system can learn to build up immunity towards the antibiotics. This can lead to resistance build up that won't be helpful to the bird if you do need to treat them one day when it is necessary. Antibiotics also don't help to encourage the building of a naturally strong immune system.

- In the fifth week (or fourth if they showed signs of improvement), I treat them with a de-worming product that goes in the water for one or two days depending on the instructions on the treatment bottle. I do this on a weekend when I am home and can observe the birds to ensure that they are drinking the treated water. I have found the new de-wormer from Morning Bird Products to work quite well and the birds do not appear to show any indifference to the treated water. I use this one for two consecutive days.
- I then give the birds some probiotics in the water for one day to re-establish their gut flora. I am careful to not give more than the instructions provide for as I have found probiotics to increase aggression and motivate the birds to breed. Aggression is not a good thing as it increases stress levels in the birds.
- After a full six weeks has passed and the birds have clear eyes,

small firm stool, and are active and eating, I add the new birds with my existing population.

Since I don't have the space to quarantine the new arrivals in a separate room, I always feed and water the new birds last after I take care of my existing birds. I wash my hands after taking care of the new birds that are being quarantined. I do not share utensils or water bowls/bottles between any of my birds unless they have been thoroughly cleansed.

With my existing breeding pairs, after they have successfully raised two or three clutches, I allow my breeders to rest for several weeks after separating the sexes before I integrate them back with non breeding birds. This reduces the aggression levels as they usually move into protection mode if they are immediately placed with non breeding birds.

Another action that I take to reduce stress levels with my existing birds is that I keep breeding birds, non breeding birds and molting birds separated. I also separate sexes if they are not breeding. I find that these different stages of their lives bring on differing activity levels, aggression levels, and hormone levels, and that stress levels are reduced with this method if they are in similar stages of their lives with their co-habitants.

It is my belief, like humans and other animals, that we are all exposed to germs, protozoa and bacteria every day. Our immune systems learn to cope with them. I think it is better to regularly use probiotics than it is to use medications. A good probiotic product can help increase beneficial bacteria in the bird's gut flora/body that can out way the bad bacteria, thereby providing the

bird with the strength to stay healthy in a more natural way - a way that builds their immune system.

Outside of the quarantine cleansing process noted above, I don't use anything other than natural probiotics and a good diet for my birds. I also monitor them for aggression and remove and replace birds in different flights/cages that help them build a hierarchy that works with reduced stress levels.

I still see, from my experience, that stress is a leading factor in immune suppression. Immune suppression can obviously lead to a bird becoming ill from normal germs that would normally not inflict disease.

It might be worth considering that a bird that gets diseased is at 'dis-ease'.

---

*The author can be contacted at [beautifulbirds@hotmail.com](mailto:beautifulbirds@hotmail.com).*





# QUARANTINE 2.0: Managing the Health of New Birds after Exposure to your Present Flock

*Doug Taylor, Gulf Coast Finches, Beaumont, Texas*

**W**hen breeding wild-caught finches, there are actually two phases of the quarantine procedure, the second of which you may not be familiar with. It is as important, and sometimes even more so, than the first.

The first phase is one we should all know by rote—that of sequestering all newly purchased birds entering our facility from an aviary or wholesaler. We are, of course, looking for any illness in the newly acquired birds, and we even hold them back for a protracted period of time, in case the stress of traveling and entering a new environment brings out a dormant pathogen to an active status. We have visited the large wholesalers and seen first hand or heard of sick birds mixed in with healthy-appearing ones and know we will experience this.

How long we hold these birds depends on many factors. Did the birds recently go through a quarantine process when arriving in the United States? Were they from a large wholesale facility that may hold upwards of 100,000 birds? Did we buy from a knowledgeable and reputable broker who hand selected birds at a large facility? Did they come from a local breeder? Are we familiar with that breeder's environment and safety? The period we hold the birds may be anywhere from two weeks to two months.

When we release these new birds into our general breeding areas, phase two begins. This is when the new birds encounter pathogens we may have in our facility. Most of our existing birds have built up immunities to the common diseases and while it may appear all is well, as they are all well, pathogens are usually present.

If we were to make our breeding areas pathogen-free, we would have a rude awakening when birds left our premises. They would fall sick or die, because they would be overwhelmed by "everything out there." Exposure to most things a bird is susceptible to is critical in raising strong breeders. Over a period of time, most do get a touch of this or a touch of that. Sometimes it is evident and we medicate. Other times, their bodies ward off invaders and develop immunities on their own.

So it is when imports enter our world. Some will already have immunity to some diseases we have here, but others won't. Common diseases vary from area to area in Africa. Let's say you buy three pair of a species and they do fine for you. Then you buy three more pair later, and they are sick. You medicate, you lose a few, and wonder what went wrong. Either they were exposed to sick birds at a wholesaler, or the new batch was trapped in a different area than the first ones and hadn't built up the same immunities.

When you have taken new birds from your quarantine and put them into your general breeding area, they may do fine for awhile but then they fall ill. You think that all along they were harboring an illness from Africa that finally became active, when in fact they encountered a pathogen in your facility they had never been exposed to before.

I am sure every bird broker has been blamed at one time or another for a bird's illness from a disease that was not at all present in his shipment.

The best way to handle phase 2 of a quarantine is to move the birds to a flight or an aviary and leave them in the cage. That way, you can watch them for signs of contagion and treat them. Once they are among the flock, it is hard to single them out for medication without having to medicate all of your birds. If they are being moved to a cage room, do not mix them with other birds you presently have, but leave them in their own cage and monitor as above.

If some of the quarantined birds do show illness, I treat them and then wait some more, to see if they are going to pick up something else. I have waited a year before releasing some into the general free-ranger section.

Part of the domestication program is not simply getting them to breed on their own, but introducing the African wild-caughts to our pathogens and building their immune systems for existence here in the U.S. Sooner or later, they have to go through this process. They, with you as a partner, will succeed and become candidates for a breeder program, or they may stay weak or die. The sorting out is critical. Not every bird is a suitable breeder.

I'm sure some people have odd numbers of certain species, having had some of their finches die on them. The good thing is, you still have some odd numbers that did make it. This is not a time to give up on breeding a species, but a starting point.

There are a few species that are known to be more delicate in U.S. aviaries than others. They include the Rosy and Green Backed Twinspots. Also, the Pytilias have shown to be challenging species for me. It may take up to 20 birds before you finally have 3 or 4 pairs of breeders.

I already have two species I have taken on as "challenge" finches. They have been extremely difficult, through sickness, mate aggression or unwillingness to breed. I will keep buying more of those species until the sheer numbers give me the pairs I need. I learn a little bit more each time there is a setback and remain optimistic.

If there is a species or two you have always loved, only to be disappointed when you finally got them and you had some of the problems I mentioned—don't give up. Keep working on them until you find success, whether through nursing them through the second phase of quarantine, or finding the right conditions to make them want to breed. Be patient. Let them age up. Don't be too quick to try to get them to mate, lest you be disappointed with tossed eggs and chicks. But by all means, don't feel defeated. Decide what your "challenge" bird will be and keep trying.



## The Foreign Bird League

### The Premier Foreign Bird Keeping Society In The UK Founded 1932

Overseas membership 2010

£18.00 (to be paid in sterling)

Please visit our website to download a membership form and check on the latest membership fees.

[www.foreignbirdleague.com](http://www.foreignbirdleague.com)

**NATIONAL FINCH AND SOFTBILL SOCIETY**

Shopping at **NFSS**

Shirts  
Hats  
Caps  
Cups  
Bags

Home & Office Gifts  
Name Badges & Embroidered Apparel

**SHOPPING**

[NFSS.org/Shop](http://NFSS.org/Shop)

The advertisement displays a variety of merchandise including two t-shirts, a polo shirt, a mug, a cap, and a tote bag, all featuring the NFSS logo. The logo is a circular emblem with a bird in flight and the text 'NATIONAL FINCH AND SOFTBILL SOCIETY' around the perimeter.

Prices effective: January 1, 2010

**PLASTIC BANDS FOR EVERYONE. ALUMINUM BANDS FOR MEMBERS ONLY.**

*Banding and marking of wild birds is highly regulated by the Federal government. It is illegal to use any band on a bird that is released to the wild except a Federal band issued by US Fish & Wildlife.*

**Split Plastic Band Colors:** Light Green, Dark Green, White, Pink, Red, Purple, Yellow, Orange, Light Blue, Dark Blue and Black. One color each string. No numbering.

**Split plastic bands: \$3.00per string – 10 bands. Indicate quantity/color below.**

XF (2.3mm)	XCS (2.8mm)	XCL (3.1mm)	XB (4.0mm)	X3 (4.5mm)	Subtotal
/	/	/	/	/	
/	/	/	/	/	
/	/	/	/	/	

**Closed sequentially numbered aluminum bands to members only below.**

**Size A (2.20mm):** Gold-breasted Waxbill, Orange-checked Waxbill, Owl Finch, Red-eared Waxbill, Strawberry Finch, small waxbills.

**Size B (2.34mm):** Black-cheeked Waxbill, Cordon Bleu, Cuban Melodious Finch, Fire Finch, Olive Finch, Rufus-backed Mannikin, Timor Zebra.

**Size C (2.55mm):** Violet Eared & Blue Capped Waxbills, Cherry Finch, Bronze-winged Mannikin, Green/Gray Singing Finch, Pytilas, Red-headed and Forbes Parrot Finch, Silverbills, Star Finch, Red Siskin, Society, Cutthroat Finch.

**Size D (2.73mm):** Blue-faced Parrot Finch, Gouldian Finch Chestnut-breasted & most Manikins, most Parrot Finches, Pintailed Nonpareil, most Twinspots, American Zebra Finch, Peales Parrot Finch.

**Size E (2.89mm):** Black-crested Finch, Diamond Sparrow, European Greenfinch, Golden Song Sparrow, Nuns, Peter's Twinspot, Siskins, Spice Finch, European Goldfinch, European Zebra.

**Visit our site for availability of plastic colors and aluminum sizes at [NFSS.org](http://NFSS.org)**

**Size G (3.20mm):** Magpie Mannikins, Siberian Goldfinch, small Tanagers.

**Size J (3.4mm):** Pekin Robin, Silver-eared Mesias, small softbills.

**Size K (3.50mm):** Java Rice Birds, Red-crested Cardinal, Saffron Finch, Shama Thrush.

**Size L (4.30mm):** Diamond Dove, Mousebird, small doves, quail.

**Size M (4.48mm):** Leaf Birds, Pagoda Mynah, Superb Starlings.

**Aluminum bands: \$5.00 per string – 10 bands. Indicate quantity only below.**

A	B	C	D	E	G	J	K	L	M	Subtotal

**\*Handling fee must be included in all orders:**

Under \$40.00 = \$ 3.00      \$ 61.00 – \$100.00 = \$ 8.00  
 \$41.00 – \$60.00 = \$ 5.00      \$101.00 – \$300.00 = \$ 10.00

**\*\*Postal insurance – optional:**

\$ 00.01 – \$50.00 = \$ 1.75      \$200.01 – and up = \$4.70  
 \$ 51.00 – \$ 100.00 = \$ 2.25      \$300.00 – \$5,000.00= \$5.70  
 \$100.00 – \$200.00 = \$ 2.75      plus .95 for each additional \$100.00

**Subtotals:** \_\_\_\_\_

**\*Handling:** \_\_\_\_\_

**\*\*Insurance:** \_\_\_\_\_

**Final total:** \_\_\_\_\_

Name: \_\_\_\_\_ NFSS membership number: \_\_\_\_\_

Street address: \_\_\_\_\_

City: \_\_\_\_\_ State: \_\_\_\_\_ ZIP code: \_\_\_\_\_

Phone number: \_\_\_\_\_ Email address: \_\_\_\_\_

Mail to: NFSS Band Secretary, 2234 Juneau Court South, Salem, OR 97302  
 Phone: 503-581-8208 E-mail: [bands@nfss.org](mailto:bands@nfss.org) Check payable to: NFSS

# Outstanding Partners!

## SUPER-HEALTH PRODUCTS

Developed by  
**DR. ROB MARSHALL**  
WORLD LEADER IN  
AVIAN HEALTH



*The Original  
& Best*

**ENABLE YOUR BIRD TO  
SELF-MEDICATE  
100% ORGANIC  
& PESTICIDE-FREE**

MADE IN THE USA

## MORNING BIRD



FEATURES A FULL RANGE OF  
MEDICATIONS AND THERAPEUTIC  
SUPPLEMENTS FOR THE CARE AND  
TREATMENT OF BIRDS.



**Mention NFSS when you place your  
order and receive a  
10% Discount.  
1-800-579-7974**



# NFSS Affiliated Clubs/Events

Liaison Officer - Alfredo Brugueras  
174 County Road 2317 | Mineola, TX 75773  
affiliations@nfss.org

*Note: Events may be held in states other than the home state of the club. Regional affiliates are those with no steady location, but should be checked for events near you.*

## Alabama

**Central Alabama Aviculture Society**, Montgomery, tedsexton@bellsouth.net, [www.caasociety.com](http://www.caasociety.com), 256-892-3072. Events: Show & Bird Fair, September 5-6, 2009, Quality Inn & Suites, 2705 East South Blvd, Montgomery. Judge: Paul Williams. Other Divisions: Two day NCS Cockatiel Show, Two day SPBE Show. Event Contact: Ted Sexton, tedsexton@bellsouth.net, 256-892-3072.

## California

**Central California Cage Bird Club**, Modesto, chryse95320@yahoo.com, [www.myccbc.org](http://www.myccbc.org), 209-838-2466. Events: 56th Annual Finch & Canary Show, October 31, 2009, S.O.S. Club, Modesto. Judge: Sally Huntington. Event Contact: Chryse Seeman, chryse95320@yahoo.com.

**Finch Society of San Diego**, sbodde@ucsd.edu, [www.finchsocietysandiego.org](http://www.finchsocietysandiego.org), 858-452-9423.

**Santa Clara Valley Canary & Exotic Bird Club**, Santa Clara, santaclarabirdclub@gmail.com, [www.santaclarabirdclub.org](http://www.santaclarabirdclub.org), 408-716-7776. Events: 48th Annual Cage Bird Show, December 12, 2009, Temple Emanu-El, 1010 University Ave., San Jose. Judge: TBA. Other Divisions: Type, Colorbred, & American Singer Canaries, ABS, NCS. Event Contact: Barry Cohen, cohenbarry@aol.com.

## Florida

**Treasure Coast Exotic Bird Club**, Stuart, FL, tm50et@yahoo.com, 772-380-9882 [www.tcexoticbirdclub.com](http://www.tcexoticbirdclub.com). Events: TBA.

**Tri State Avian Society**, Tallahassee, BarryL7523@comcast.net, [www.tristateaviansociety.org](http://www.tristateaviansociety.org), 850-364-4666. Events: Spring Exotic Bird Fair, May 30-31, 2009, North Florida Fairgrounds, 441 Paul Russell Rd., Tallahassee. Event Contact: Barry Laster, BarryL7523@comcast.net, 850-364-4666.

## Illinois

**Finch & Softbill Breeders & Exhibitors Club**, Palatine, gailsgouldians@comcast.net, [www.fsbec.finchfiles.com](http://www.fsbec.finchfiles.com), 847-963-1926. Events: Annual Finch & Softbill Show, September 26, 2009. Location: Crowne Plaza Hotel, Mundelein, IL. Judge: Laura Tinker. Event Contact: Gail Benson, gailsgouldians@comcast.net, 847-963-1926.

**Greater Chicago Cage Bird Club**. Club website: [www.gccbc.org](http://www.gccbc.org). Meeting Schedule: 3rd Friday of the month. Location: 215 S. Riverside, Lombard, IL. Show: October 31, 2009. Location: DuPage Expo Center, St. Charles, IL. Judge: Cecil Gunby. Info contact: president@gccbc.org.

**Illini Bird Fanciers**, Springfield, illini-bird-fanciers@yahoogroups.com. Event: Bird Fair, Oct 24, Church of the Little Flower, Springfield.

**The Avicultural Society of Chicagoland**, Lombard, IL, tascchicago@aol.com, [www.tasc-chicago.org](http://www.tasc-chicago.org). Event: Midwest Bird Expo, April 25, DuPage County Fairgrounds.

## Iowa

**Mid America Cage Bird Society**, Des Moines, thielking@iowalink.com, **www.MACBS.org**, 239-851-8132, Events: Bird Fair, March 22, 2009, Des Moines Botanical Center. Event Contact: John Thielking, thielking@iowalink.com, 239-851-8132. Bird Fair, May 17, 2009, Des Moines Botanical Center. Bird Fair, August 23, 2009, Des Moines Botanical Center. MACBS Show, October 3, 2009, Best Western Airport Hotel, 1810 Army Post Rd, Des Moines, Martha Wigmore, Hookbills, Budgerigars, Type & Colorbred Canaries, Lovebirds, John Thielking, Thielking @lowalink.com, 239-851-8132.

## Maryland

**Baltimore Bird Fanciers**, Baltimore, robertmehl@aol.com, **www.baltimorebirdfanciers.org**, 443-834-3224. Events: Spring Mart, May 16, 2009, Tall Cedars Hall, Parkville, MD. Event Contact: Robert Mehl, RobertMehl@aol.com, 443-834-3224. Annual Fall Bird Show, October 17, 2009, Tall Cedars Hall, Parkville. Judge: TBA. Other divisions: Lovebirds, Cockateils, Hookbills. Event contact: Robert Mehl, robertmehl@aol.com, 443-834-3224.

## Massachusetts

**Massachusetts Cage Bird Association**, So. Foxboro, AUDREYO2@msn.com, **www.masscagebird.org**, 781-335-3927. Events: Annual Show, October 17, 2009, Weymouth Elks Club, Event Contact: Tom Keegan, thomkeegan@aol.com, 781-335-3927.

## Michigan

**Great Lakes Zebra & Society Club**, Livonia, tielnmore@aol.com.

**Michigan Society of Canary & Finch Breeders**, Detroit Area, tielnmore@aol.com, 313-247-5900. Events: Bird Fair, September 19, 2009, Quality Inn, Plymouth Rd, Livonia. Bird Show, October 17, 2009, Quality Inn, Plymouth Rd., Livonia. Judge: TBA. Events Contact: Jim Heffernan, tielnmore@aol.com, 313-247-5900.

## Minnesota

**Canary & Finch Club of Minnesota**. Events: Bird Show Expo, October 18, 2009, River Heights Motel, 1020 US Hwy 10 Prescott, WI (Tel: 1-715-262-3266). Event contact: Darlene Witt, 507-645-8984.

## Missouri

**Gateway Parrot Club**, St. Louis, president@gatewayparrotclub.org, **www.gatewayparrotclub.org**. Event: All-American Hookbill Fair & Seminar, August 29-30, Machinests' Hall, 12365 St. Charles Rock Rd, Bridgeton.

**Greater Kansas City Avicultural Society**, Grandview, dayforthebirds@aol.com, **www.gkcas.org**, 816-252-1120. Events: The GKCAS Fundraiser, April 19, 2009; GKCAS Spring Bird Fair & Bazaar, April 25, 2009; The GKCAS Summer Bird Fair & Bazaar, June 27, 2009; The GKCAS Spaghetti & Casino Fundraiser, August 9, 2009; The GKCAS All Bird Show (All Birds), October 17, 2009. Judge: Dr. Al Decoteau. Events Contact: Anthony or Shiela, dayforthebirds@aol.com, 816-252-4120 (for April Fundraiser, contact Maria 816-763-5935 or 816-803-1874, mcmbirdsetcmichel@kc.rr.com). All events at Coronation of Our Lady Church, 13000 Bennington, Grandview.

## New Hampshire

**Birds of a Feather Avicultural Society**, Manchester, President@BOAF.com, **www.boaf.com**, 603-362-6106. Events: Spring Bird Mart, April 19, 2009, Nashua National Guard Armory; 22nd Annual Fall Bird Show & Mart, September 26, 2009, Sheraton Wayfarer Convention Center, Bedford, NH. Judge: TBA. Events Contact: Ray Schwartz, prismsdad@aol.com, 603-362-6106.

## New York

**Empire Finch & Canary Club**, West Hempstead, irmanperez@aol.com, 516-593-2841, Events: Empire Finch

& Canary Club Show, November 14, 2009, St. Mark's Church, 200 Hempstead Ave, Rockville Center. Judge: Manuel Popa. Other Divisions: Color-bred, Type, Gloster, Fife Fancy.  
Event Contact: John Lund, [irmanperez@aol.com](mailto:irmanperez@aol.com).

**New York Finch & Type Canary Club**, NYC, [barstand@aaahawk.com](mailto:barstand@aaahawk.com), 718-967-6899. Events: Feather Show, June 28, 2009, Averill Blvd Park Meeting Hall, Elmont (Long Island),  
Event Contact: Stan Kulak, [barstand@aaahawk.com](mailto:barstand@aaahawk.com), Annual Show, Sept. 26, 2009, St. Jude Church (Coyne Hall), 1677 Canarsie Rd, Brooklyn.

## North Carolina

**Raleigh Durham Caged Bird Society**, Raleigh, [www.rdcbb.org](http://www.rdcbb.org). Event: 21st Annual Pet Bird Show (no finch show), May 23, NC State Fairgrounds / 2 Kerr-Scott Building.

## Oregon

**Columbia Canary Club**. Events: Show, November 7 & 8, 2009, Tigard National Guard Armory, 6700 SW Oak Street, Tigard, OR 97223. Judge: Ken Gunby. Other Divisions: Type & Colorbred Canaries Club/Event  
Contact: Linda Brown, [jeeperspeepers55@aol.com](mailto:jeeperspeepers55@aol.com), 503-266-7606.

## Pennsylvania

**Chester County Bird Club**, Frazer, PA. [info@ccbircbirdclub.com](mailto:info@ccbircbirdclub.com), [www.CCBirdClub.com](http://www.CCBirdClub.com), 610-647-4632, Events: 21st Annual Show & Mart, October 31, 2009, Church Farm School, Exton. Event Contact: Doris Rickards, [rickards@quixnet.net](mailto:rickards@quixnet.net). Cockatiel, Lovebirds, Parrots & Finches. Zebra & society finches again under separate judge, Double Points shows for cockatiels, lovebirds & parrots.

## Puerto Rico

**Asociacion de Criadores de Finches del Este**, Caguas, Puerto Rico, [acfeinc@onelinkpr.net](mailto:acfeinc@onelinkpr.net), 787-633-1215. Events: Summer National Show, June 5-7, 2009, Centro Comunal, Alturas de Villas del Rey, Caguas. Judge: Ken Gunby  
Event Contact: Orlando Rivera, [riverao1@wyeth.com](mailto:riverao1@wyeth.com), 787-485-1810; 2009 Winter Regional Show, Nov 6-8, 2009, Centro Comunal, Alturas de Villas del Rey, Caguas, Judge Cecil Gunby,  
Contact: Orlando Rivera 787-485-1810 [riverao1@wyeth.com](mailto:riverao1@wyeth.com).

## Tennessee

**Southeast Tennessee Aviculture Society**, Niota, TN, [www.stasbirdclub.com](http://www.stasbirdclub.com).

## Texas

**Canary & Finch Society**, Houston, TX. [lisashepholmes@verizon.net](mailto:lisashepholmes@verizon.net), <http://canaryfinchsociety.tripod.com>, 281-576-0574. Events: 14th Annual Show, October 10, 2009, The Baymont Inn, Bush Intercontinental Airport, 500 N Sam Houston Parkway, Houston, TX 77060. Judge: Cecil Gunby. Contact: Lisa Holmes, [lisashepholmes@verizon.net](mailto:lisashepholmes@verizon.net), 281-576-0574.

**Fort Worth Bird Club**, Fort Worth, TX, [www.fwbc.org](http://www.fwbc.org), [coculwell@wccs.net](mailto:coculwell@wccs.net), 817-220-5568. Events: All Bird Show, October 4, 2013, Azle Community Center. Contact: Clarence Culwell, [coculwell@wccs.net](mailto:coculwell@wccs.net), 817-220-5568.

**Texas Bird Breeders & Fanciers Association**, Fort Worth, [www.texasbirdbreeders.org](http://www.texasbirdbreeders.org). Event: Show, Nov 7, Mayborn Convention Center.

## Washington

**Cascade Canary Breeders**, Issaquah, [www.cascadecanary.com](http://www.cascadecanary.com), Annual Canary & Finch Show, Oct 24-25, Monroe Fairgrounds.

## Wisconsin

Central Wisconsin Cage & Wild Bird Connection, Pittsville, [mminor@fids.net](mailto:mminor@fids.net), [www.cwwcbc.us/bc/](http://www.cwwcbc.us/bc/). Event: Annual Bird & Garden Fair, Saturday, May 15, 2010.

## Foreign

Canadian Finch & Softbill Society, Ontario, Canada. Events: 3rd Annual Canadian Finch and Softbill Society Show, November 7 & 8, 2009, Brampton Fairgrounds, 12942 Heart Lake Rd, Brampton Ontario. Judge: Rick Crook (England). Contact: Vince Moase, [vmoase@rogers.com](mailto:vmoase@rogers.com), 905-723-1978.

Durham Avicultural Society of Ontario, Durham, ONT, [secretary@birdclub.ca](mailto:secretary@birdclub.ca), [www.birdclub.ca](http://www.birdclub.ca). Event: Fund Raising Auction, April 14, 2009, Rotary Park Pavilion, Ajax.

Essex-Kent Cage Bird Society, Windsor, Ontario, Canada, [julianne@mnsi.net](mailto:julianne@mnsi.net), [www.essexkentcbs.com](http://www.essexkentcbs.com), 519-948-6398. Events: Young Feather Show, May 31, 2009, Colasanti's Tropical Gardens, Ruthven, Ontario, Event Contact: Julianne Mion, [julianne@mnsi.net](mailto:julianne@mnsi.net); 34th Annual Eastern Canadian Classic, Sept. 26-27, 2009, Foglar Furlan Club, 1800 E. C. Row, North Service Rd, Windsor, Ontario. Judge: Ken Gunby. Other divisions: Type Canaries, Colorbred, Hookbills, Budgerigars. Contact: Dave Sylvester, 519-727-3766, [d.sylvestr@gmail.com](mailto:d.sylvestr@gmail.com).

## Regional/National

American Dove Association, [dennyjoyce@aol.com](mailto:dennyjoyce@aol.com), [www.doveline.com](http://www.doveline.com), 812-923-3483. Events: Nat'l Young Bird Show (pigeons & doves), October 31, 2009, KY State Fairgrounds, Louisville. Event Contact: Denny Stapp, [secretary@doveline.com](mailto:secretary@doveline.com).

National Institute of Red Orange Canaries, Chicago, [www.freewebs.com/niroccanaries/](http://www.freewebs.com/niroccanaries/). Event: NIROC Annual Show, November 28, Waterford Banquet & Conference Center, Elmhurst, IL.

West Coast Zebra & Society Finch Show, [chryse95320@yahoo.com](mailto:chryse95320@yahoo.com), [www.efinch.com/show](http://www.efinch.com/show), 209-838-2466. Events: WCZSF Show, July 24 (mart & speaker) & 25 (show, mart, awards), 2009, La Quinta Downtown, Sacramento. Judge: Clarence Culwell, Event Contact: Chryse Seeman, [chryse95320@yahoo.com](mailto:chryse95320@yahoo.com). For reservations, call the motel directly 916-448-8100 (specify "bird show" for special rate).



# NFSS Panel of Judges - 2009

4th Vice President - Judges Panel/Standards/Research — Laura Bewley (pro tem)  
3538 S. 65 W. Avenue, Tulsa, OK 74107  
Contact Laura Bewley at lbewley@yahoo.com

**Nizam Ali**

135-11 114th Street  
South Ozone Pk, NY 11420  
Phone: 781-835-8590

**Laura Bewley**

3538 S. 65 W. Avenue  
Tulsa, OK 74107  
Phone: 918-446-3999  
lbewley@yahoo.com

**Alfredo M. Bruguera**

174 CR 2317  
Mineola, Texas 75773  
Phone: 903-569-6979  
elmaridodealba@yahoo.com

**Clarence Culwell**

250 Horseshoe Drive  
Springtown, TX 76082  
Phone: 817-220-5568  
coculwell@verizon.net

**Dr. Al Decoteau**

P.O. Box 546  
Hollis, NH 03049  
Phone: (603) 878-3435  
spbe1@aol.com

**Julie R. Duimstra**

618 North Nesmith Ave.  
Sioux Falls, SD 57103  
Phone: 605-332-5054  
julie.duimstra@gmail.com

**Cecil Gunby**

8121 Route 1, Hwy. 54  
Sharpsburg, GA 30277  
Phone/Fax: 770-254-1261  
cgunby@bellsouth.net

**Kenneth Gunby**

3692 Mandarin Woods Dr. N  
Jacksonville, FL 32223  
Phone: 904-403-3078  
gunbybird2@aol.com

**Annette Howard**

1271 Conser Drive  
Salem, OH 44460  
Phone: 330-337-7654  
howardaj78@yahoo.com

**Sally Huntington**

5634 Carnegie Street  
San Diego, CA 92122  
Phone: 858-452-9423  
sallych@san.rr.com

**Armando Lee**

2905 SW 38th Terrace  
Cape Coral, FL 33914  
Phone 239-242-7675  
Fax: 239-242-0333  
alee21@comcast.net

**Dennis J. Lewis**

7446 Glasgow Road  
Brooksville, FL 34613  
Phone: 352-596-3376  
dennis\_14519@msn.com

**Brian Mandarin**

4743 E. Hedges Avenue  
Fresno, CA 93703  
Phone: 559-255-6508

**Conrad Meinert**

1212 E. 300 South  
Warsaw, IN 46580  
Phone: 574-269-2873  
Birdmanofwarsaw@  
embarqmail.com

**Marion (Miki) Spartzak**

945 Rosedale Avenue  
Baltimore, MD 21237  
Phone: 410-687-8915  
mjs5295@comcast.net

**Laura Tinker**

31 Grape Hollow Road  
Holmes, NY 12531  
Phone: 845-855-2662  
LKTinker@comcast.net

**Patrick Vance**

18175 Avilla  
Lathrup Village, MI 48076  
Phone: 248-443-0643  
spartanfinchman@cs.com

**Christine Voronovitch**

38 Liberty Street  
Manchester, CT 06040  
Phone: 860-649-8220

**Jerri Wiesenfeld**

2379 Water Bluff Drive  
Jacksonville, FL 32218  
Phone: 904-714-2133  
jerrisjavas@aol.com

**Martha Wigmore**

18913 Boston Street NW  
Elk River, MN 55330  
Phone: 763-241-0071  
newdlwig@mindspring.com

**Paul S. Williams**

101 Linden Drive  
Eufaula, AL 36027  
Phone: 334-687-1713  
pwilliams@eufaula.rr.com

Are You Interested in Becoming an NFSS Judge?

Contact Laura Bewley at 4thVP@nfss.org



# THE 2009 NFSS BOARD OF DIRECTORS & APPOINTED OFFICERS

## **President**

Mr. John Wilson  
San Francisco, CA 94110  
president@nfss.org

## **Past President**

Mr. Bob Peers  
535 W. 61st St. Apt. D,  
Westmont, IL 60559  
Phone/Fax: (630) 740-7389  
pastpresident@nfss.org

## **1st Vice President Regional V.P.'s, Education**

Mr. Bob Peers  
535 W. 61st St. Apt. D,  
Westmont, IL 60559  
Phone/Fax: (630) 740-7389  
1stVP@nfss.org

## **2nd Vice President, Publications —Journal and Website**

Mr. Tom Keegan  
21 Oakcrest Road  
Weymouth, MA 02190  
781-335-3927  
2ndvp@nfss.org

## **3rd Vice President NFSS Finch/Softbill Save Program/Census Mgr.**

Ms. Vonda Zwick  
611 Hingham Lane  
Schaumburg, IL 60193  
3rdvp@nfss.org

## **4th Vice President - Judges Panel/Standards/Research**

Ms. Laura Bewley (pro tem)  
(918) 446-3999  
lbewley@yahoo.com

## **Liaison/Awards Director**

Mr. Alfredo Bruguera  
174 County Road 2317  
Mineola, TX 75773  
(903) 569-6979  
affiliations@nfss.org

## **Band Secretary**

Ms. Paula Hansen  
2234 Juneau Court South  
Salem, Oregon 97302  
bands@nfss.org

## **President Emeritus**

Mr. William Parlee  
860-569-0200  
presidentemeritus@nfss.org

## **Region 1 V.P. (Northeast)**

Ms. Elaine Ortman  
Woodstown, NJ  
609-202-7556  
region1vp@nfss.org

## **Region 2 V.P. (Southeast)**

Mr. Michael Gravely  
mgravely@therefinedgarden.com

## **Region 3 V.P. (Mid-Central)**

Mr. Jason Crean  
beaksbirdhouse@aol.com

## **Region 4 V.P. (Midwest)**

Ms. Laura Bewley (pro tem)  
(918) 446-3999  
lbewley@yahoo.com

## **Region 5 V.P. (Mountain)**

Ms. Anna Sinclair  
region5vp@nfss.org

## **Region 6 V.P. (Pacific Coast)**

Mr. Doug White  
dwhite3511@msn.com

## **Region 7 V.P. (Caribbean)**

Mr. Orlando Rivera  
landyor@gmail.com

## **Region 8 V.P. (Canada)**

Mr. Vince Moase  
(905) 723-1978  
vmoase@rogers.com

## **Executive Secretary**

Ms. Rebecca Mikel  
13779 US 12 E  
Union, MI 49130  
Phone: (269) 641-7209  
execsecretary@nfss.org

## **FinchShop Manager**

Ms. Sharon Dvorak  
(919) 266-4935  
finchshop@nfss.org

## **Treasurer**

Ms. Lisa R. Murphy  
918 Georgia Ave.  
Etowah, Tennessee 37331  
treasurer@nfss.org

## **Advertising & Promotions Manager**

Ms. Gail Benson  
144 N. Clyde Avenue  
Palatine, Illinois 60067  
847-963-1926  
advertising@nfss.org

## **Moderator, NFSS Forums**

Mr. John Wilson  
jwilson153@aol.com

## **NFSS Webmaster**

Barbara Jaquez  
loyaltonjaquez@psln.com

## **Membership Director**

Tiffany Park (pro tem)  
850-321-6162  
membership@nfss.org

## **NFSS Journal Editor**

Currently Vacant  
Contact 2nd V.P. Tom Keegan  
about journal matters  
editor@nfss.org

## **Legislative Liaison**

Mr. Roland Cristo  
legis@nfss.org