

Journal of the

National Finch & Softbill Society

Volume 23, No. 4 July/August, 2006





Twin Beaks® Aviary's



Herb Salad®

"Enable your bird's ability to self-medicate"

PO-Box 365 Gratiot, WI 53543
808-968-1311 • 870-573-2909
sales@twinbeaksaviary.com
www.twinbeaksaviary.com



Chris's Birds N Things

Christine S. Orowitz
Elizabethtown, KY 42701
210-735-9576
www.chris_birdsnthings.com

Darling Aviaries

Brenda Josselet, Ft Worth, TX
817-741-0614
www.darlingcompanies.com

Diane's Discount Pet Supplies & Adoption Ctr

Diane Dietch Silberman
1486 South Hanover Street
Pottstown, PA 19465
www.ddpets.com

DJ Feathers Aviary

Tammy Kramer
Fairfax, VA 22033
703-352-1159
www.DJFeathers.com

Finch Niche

Myra Markley
Cedar Rapids, IA 52405
www.finchniche.com

Golden Cockatoo

Richard Horvitz
360 South Powerline Rd
Deerfield Beach, FL 33442
954-725-0088
www.goldencockatoo.com

The Gouldian Lady

Alpine Price
The Woodlands, TX 77382
281-296-2086
www.thegouldianlady.com

Herbs 'n Birds

Margaret Ropp
Little Falls, MN 56345
320-632-2675
www.herbsnbirds.com

Just Bird Stuff

Tammy Santi
Algonquin, IL 60102
224-489-4658
www.justbirdstuff.com

ladygouldianfinch.com

Laraine McGinnis
Stone Mountain, GA 30086
770-939-4531
www.ladygouldianfinch.com

LLittle Acres Aviary

Jose Gueits
27 Union Street
Montgomery, NY 12549
www.littleacresaviary.com

Oceania Finches

Jason & Michelle Senior
Sherwood, OR 97140
503-625-9551
www.oceaniafinches.com

Pet Mystique

Cindy Beason
2516 Alice Street
Odessa, TX 79762
432-664-8443
*Distributors prices may vary

Stewarts Bird Farm

1560 Old 40 Foot Road
Harleysville, PA 19438
215-362-1123

The Enchanted Finch

Margaret Rizzuto Smith
Carmel, NY 10512
845-729-2685
www.enchantedfinch.com

Torino Aviary

Nick Torino
East Stroudsburg, PA 18301
570-223-1176
www.torinoaviary.com

Wings Custom Mixes

Connie Cuthbert
2130 Weis Road
Quakerstown, PA 18951
215-536-1599

Bird More

Naoki Kihata
Zip Code: 345-0017
1-28-23 Harigaya, Fujimi City
Saitama, Japan


FlyFree-Herbs for Birds

Rie Watanabe
1738 Nakabyo, Abiko-shi
Chiba, 270-1121 Japan

Timor Sparrow

Sachiko Suzuki
Zip Code: 228-0824
102, 1-15-3
Soubudai, Sagamihara city
Kanagawa, Japan
www.timor-sparrow.net

The best small bird breeding cages you can buy come from *Quality Cage Company*



Divided Breeder Cages

The "Gold Standard" of divided breeder cages! Three sizes available. Comes with *both* wire *and* metal cage dividers. Easily converts to a flight cage. Flip screen secures birds inside when tray is out; trays remove independently. Available in galvanized, or powder coat finishes. Can be stacked on an optional welded stand. **Fully Assembled.**



Quality Breeding Cages

Another favorite of breeders! These cages have two spring-loaded seed cup doors, a perch and two seed cups included. They are shipped **fully assembled**, and are available galvanized, or powder coated in white or black (as shown in photo). *Shown on optional stand.*

All new!

Quality Fostering Cage



This brand new Fostering Cage was designed for a top breeder. It integrates an inset, ABS plastic

nest box into the cage. It is available in galvanized, or can be powder coated for easy cleaning and longer life.

This cage comes complete with cups, perches and accessories. These cages can be stacked four-high in optional rack. **Fully assembled.**


Why Quality Cages are better ...



Strong double-clipped corners. Safe smooth-finished edges.



Long-life heat-treated latches and springs.



Rolled, hemmed edges for safety & easy cleaning.

With so many sizes and styles now available, call for a new catalog!

Quality Cage Company

5942 S.E. 111th Ave., Portland, OR 97266

Toll Free (888) 762-2336

(503) 762-2607

See us online at

www.qualitycage.com



Journal of the National Finch & Softbill Society

Publisher: The National Finch & Softbill Society - <http://www.nfss.org>

Editor: Harry Bryant, 37212 Butternut Ridge, Elyria, OH 44035 - utuweb@aol.com

Editorial Policy/Disclaimer: The Journal of the National Finch & Softbill Society is published bi-monthly by NFSS. The following deadlines normally apply to all aspects of the journal:

Deadlines for Submissions: 1st day of Jan, Mar, May, July, Sep, Nov.

NFSS members are encouraged to submit articles, drawings, and photographs. NFSS reserves the right to edit and/or reject all editorial, photographic, and advertising materials submitted for publication to the Journal of the National Finch & Softbill Society. Photographs, when submitted, shall become the sole property of NFSS and shall be subject to use in any and all NFSS programs.

NFSS-affiliated clubs have permission to reprint all articles unless marked, "All Rights Reserved". "All Rights Reserved" articles require the author's written permission and all "Reprinted by Permission of" articles require written permission from the originating source. Opinions expressed in articles and published in the Journal do not necessarily reflect the opinions of the Editor, NFSS, or its Board of Directors.

Advertisements in the Journal are not endorsed by NFSS unless stated otherwise. NFSS assumes no responsibility for advertisers' claims or the quality of their products or services.

Copyright 2006 - The National Finch and Softbill Society

Advertising Rates

Inside Covers (color) \$45.00/Issue or \$225.00/Year; Full Page 30.00/Issue or \$153.00/Year; Half-Page \$20.00/Issue or \$102.00/Year; Quarter-Page \$10.00/Issue or \$51.00/Year. Contact Cathy Luttrell, 1029 Hicksmill Drive, Marietta, GA 30060, (phone) 678-608-7229, email: ccwkl@msn.com

NFSS Mission Statement

The National Finch & Softbill Society is dedicated to the introduction of the enjoyment of keeping and breeding Finches and Softbills to all interested parties, enhance the knowledge of our members in keeping and care of these birds, encourage breeding programs, and cooperate with organizations for the preservation of aviculture in this country.

**On the
Cover**

This issue's cover is of a Lutino Star Finch
(*Neochema rificauda*) taken by Marcus Pollard.

Copyright by Marcus Pollard.

***In this
Issue***

NFSS President’s Message - Sally Huntington 5

Finches in Aviculture - (The Importance of Dependable Breeding Strains) - Robert Black 6

My Indoor Aviary Project - Cathy Luttrell 15

The Star Finch (*Neochema rificauda*) - Ron Castaner 20

The West Coast Zebra and Society Specialty Show - Raspberry 37

Excellence in Exhibition - Linda S. Rubin 43

NFSS 2006/2007 Board of Directors/Appointed Officers 51

NFSS 2006 Panel of Judges 52

NFSS Affiliated Clubs/Events 53-58

FORMS! Affiliation/Bands 61-63

Classified Ads/FSS Application 64

Membership Application 65

Officer Election/Ballots 66-68

ARE YOU MOVING?

If you are planning to move, please contact our Membership Director Cathy Luttrell and give her your new address.

Telling the Post Office that you want your mail forwarded often doesn’t do the job. Magazines fall into a separate category “Periodical Postage” and are often not included in your forward order.

We mail your magazine to the address that you provided to us when you joined, and we receive too many Journals back marked “Undeliverable” or “No such address.”

So please let us know your new address promptly so you will get uninterrupted delivery of your Journal.

Ms. Cathy Luttrell
1029 Hicksmil Drive, Marietta, Ga 30060
(678) 608-7229
cathyluttrell@gmail.com

"NEXT GENERATION NUTRITIONAL"

What if you had a product that:

1. Contain a complete spectrum of vitamins and electrolytes at their correct proportions.
2. Chelated minerals for easy and safe absorption.
(Minerals Bonded to Amino Acids)
3. An array of probiotics to boost immunity and assist in the digestion of seeds and feed. (Micro-Encapsulated beneficial bacteria)
4. Specific digestive enzymes to target nutrients like protein, complex carbohydrates, fats, soy, wheat, barley, seeds and others.
5. What if you could use this product in water or food, with excellent binding and dilution capacity.
6. What if this contained a high concentrated energy source.
7. And it would also have amino acids (protein building blocks)
8. How about an ingredient that would serve as a magnet with special receptors to eliminate salmonella and ecoli, disease producing bacteria.
9. And what if it kept feces very dry to diminish nest contamination and messy handling, shortening cleaning time. (more relaxing time for you!)
10. And what about a product that would eliminate fecal odors!
All natural ingredient.
11. Think of better health, decrease mortality, increased production, nicer and healthier birds for the show and collection!
12. What if you had all of this in just one product!

Pro-Vital® - All Bird Exotic
Health - Performance - Confidence



Pro-Vital®
Animal Health and Nutrition

www.provitalhealth.com

"We make the difference"

Thank you!





NFSS President's Message

July/August 2006

Want to talk birds?... Go where the bird people are! Neither the sky-high California gasoline prices nor the seven hour drive in 105 degree temperatures could keep this NFSS president away from the West Coast Zebra & Society Speciality Show, on July 29th in Sacramento.

Just walking into the cool hotel convention room the night before and taking part in the 'getting ready for a show stuff' brought that great sense of why we all pull together so many times each year ...

Nourishment? Fulfillment? Interest? Fascination? – you pick the word.

Talking to Roy Beckham, Roland Cristo, Michael Marcotrigiano, Raspberry and some thirty other 'bird-nuts' (as one hotel guest said, referring to us) is, simply put, very fulfilling. If all of the bits & pieces of avian knowledge that are casually shared and discussed during these meetings could be reduced to writing, the world would truly benefit.

(Actually, I am impressed at how well the NFSS journal continues to present this knowledge gathered from members, in on-going informative articles) On one occasion I was involved in a conversation where a single bird was located so a breeder now has that 'extra hen' to bolster up a disappearing blood line and perhaps save an entire line of species. (Take THAT, PETA). It was my pleasure to be part of the information exchanges, from the in-depth presentations on genetic fine tuning, to the practical side of structuring back-up watering systems for aviaries – it was a great two days of 'talking birds'.

Now, go someplace this weekend and support your local club, bird-mart, pet store, breeder or show – above all else, 'Talk Birds'.

Sally Huntington, NFSS President

A handwritten signature in cursive script, which appears to read "Sally Huntington".



Finches in Aviculture

The Importance of Dependable Breeding Strains

by Robert Black

Any individual who begins maintaining and breeding birds seriously soon settles down to a few favorite species and gradually develops a good breeding strain of each of these species, if a serious interest in aviculture develops. Once a dependable strain is developed, the breeding results and good quality of the birds produced ensure a ready market. An established breeding strain of an unusual variety of bird is always a favorable reflection upon the breeder.

Simply the buying or possessing a group of birds of the same species does not mean that you have a breeding stock, let alone a breeding strain. A truly successful breeding strain takes time to develop and requires a great deal of dedication, patience and perseverance. Since the feeding and maintenance conditions of every aviculturist are quite different, only a few of the birds that you begin with will prove to be good breeders in your environment, even with the commonest and most dependable species.

Without a doubt, the most important personality trait you as an aviculturist must have in order to be successful in breeding a new species is patience. If you are raising birds, Higher Forces have undoubtedly decided that one of your main tasks in this lifetime is to learn patience.

A number of years ago, I purchased a 'pair' of Zebra Doves, *Geopelia striata*,

and expected to have them lay eggs within two weeks, at the most, based upon my experiences with their close relatives, the Diamond Doves, *Geopelia cuneata*. When this didn't happen, I presumed that the two identical birds were the same sex, both males in all probability, and promptly forgot about them. The two Zebra Doves were content to sit together quietly for most of the day, coo occasionally with a sound that to me resembled a rusty hinge, and they remained totally uninterested. I have lost track of the many months that passed without any apparent change in these two Zebra Doves. They were not moved during this period and had plenty of time to become totally acclimated to my local conditions.

Another person cared for the birds while I took a month's vacation. When I returned, I noticed the biggest and strangest looking pair of Diamond Dove babies that I had ever seen in one of the typical dove nests. Lo and behold, as they feathered out, they became, of all things, Zebra Doves! I was flabbergasted, to say the least. After this pair of Zebra Doves started, they became very prolific breeders and produced several more sets of young ones. This meant that I had to buy a dozen more Zebra Doves to mate up to all of the young ones that were raised by that one pair. My breeding strain of Zebra Doves was on its way, thanks more to my inattention than to my patience. The moral

of this story is plain - before you begin any breeding attempt with a new species, be prepared to wait them out. Nothing will replace your patience.

So many times, I have seen breeders succeed completely with a very difficult species, only to drop them totally after only a couple of years. A valuable breeding strain is lost, for no logical reason. I am as guilty as anyone else for this failure, and I have personally ended excellent breeding strains of exotic avian species as diverse as Cape Doves, *Oena capensis*, and Red-headed Finches, *Amadina erythrocephala*, plus many more strains of the commoner species and their color mutations.

Someone once accused me of dropping a species as soon as they were breeding well for me. This undiplomatic approach made me think about this seriously, and I came to a hard conclusion: It was true! Since then, I have changed my mode of operation considerably. As the saying goes, hindsight is a wonderful thing! I have learned my lesson. A successful breeding strain is irreplaceable. If it is lost, you can't just buy another breeding strain; you must start over from scratch, since one person's outstanding breeding strain is only a group of birds of the same species under different ownership, care, and conditions. Unfortunately, the vast majority of good birds will do little in the way of breeding under such altered living conditions.

If you have never maintained the species that you are considering for a breeding strain attempt, you need to read all you can find about them. This will be a difficult process, since few in-depth books are available in

the avicultural field on any single species. Most of the references you consult will give only a few paragraphs of basic information about any one species, half of that devoted to a useless description of the bird, when a color photograph of the species is available in the same work. Your best information will come from the field guides to the wild birds and the ornithological studies of birds in their native habitat. Don't overlook the ornithological magazines that are available in most large libraries. There are keys to the maintenance of birds in captivity found in these works that are invaluable and totally unknown in avicultural writings.

Next, you need to observe the birds you're interested in wherever you can find them. The private breeders and aviculturists who raise these birds will be your best information sources, of course, since they will be keeping the birds under conditions substantially similar to your own. Pet shops and bird dealers are also good places to get to know the birds a little better. And don't forget that many of the parks and zoos maintain birds and breed many species very successfully. Call around and contact the curators of birds to find out if they maintain the species that you are interested in. If not, perhaps they know of another location that keeps them. Get all of the first-hand knowledge you can find before you make your final decision on the species to work with for forming your own breeding strains.

Also, be aware that many unforeseen problems and difficulties are bound to occur...this is the challenge of aviculture. Once you are certain that you have chosen a species that you can both afford and accommodate, you

are ready to contemplate the purchase of the first of the birds that you will be using in building your own breeding strain.

Following your decision to develop a good breeding strain of one or more species, you must obtain the initial birds with which to begin your breeding program. Your first effort must be to have the enclosures that will be their more or less permanent homes completed and ready when the birds arrive. Don't subject birds already under severe stress to several days of storage in cramped quarters while you build their future homes. This will be sure to noticeably lessen your chances of success with them as the basis of your breeding strain.

Unless you are endowed with far more pure luck than the average person, you will have to purchase at least five pairs of each species that you plan to develop into a breeding strain. Ten or more pairs would be far better. Five pairs are a suggested minimum to insure a well mixed and varied bloodline. It is only the rare individual who is able to develop a successful breeding strain from only one pair of birds. You may have a successful breeding pair, but that is a long way from a successful breeding strain. Almost invariably, one of the breeding birds will die from obscure causes, and you will be left with only the closely related offspring.

If your first reaction to these comments is "I just can't afford that many birds to start with," back off. You can't afford to build up a breeding strain of that species. And you certainly can't afford the probability of losing three or four of the birds before any successful breeding occurs. Pick a variety of bird that you can afford.

Once you have built up a successful breeding strain of that species, the excess that you sell will pay for the more expensive species for your next attempt. You can also often arrange very advantageous trades with other breeders, dealers, and sometimes even zoological parks to get the more expensive species that you want. Start with only one pair of birds if you have to, and add individual birds later, as you can find them. Though the chances are slim that your first pair will breed, you may be lucky in your breeding efforts with the first pair and have young birds to mate to the next members of the species that you can locate. I've started more than one breeding strain in this way, as you may have noted in the previous example of the Zebra Doves. Once you have the young, any later purchases mated to them will have a far better possibility of breeding to broaden the bloodlines of your future strain.

A primary rule to guide your purchasing is this: Do not purchase your initial stock from only one breeder. Buy your new birds from several different breeders and dealers. Of course, the birds available from importers often will be wild-caught, but these will be from many different wild bloodlines.

From each source, pick out the birds that you consider the best in size, color, and health. In species that are not dimorphic, with sexes of different coloring, you must be fairly sure that you are getting a balance of males and females. Don't pick only the larger birds, for in many species the larger birds will be the males. With the more expensive birds, surgical or DNA sexing may be your only alternative. A dozen males and one hen certainly will not start up your breeding stock in the fastest possible way, and

I have seen exactly that happen to breeders buying unsexable birds.

These top quality birds will not be the cheapest. Those aviculturists who have developed an exceptionally good breeding strain will not let their birds go for nothing, and they deserve to be paid for the quality they've worked to develop. Dealers and importers will also charge more for the best birds. It will always be best, of course, to obtain your initial stock from serious breeders and aviculturists. With many species, this is not possible, and the imported birds are your only source of specimens of your chosen species. If you can get a pair or two in excellent condition at a comparatively low price, just count your blessings. It won't happen often.

Remember that even the very best birds from any other breeder's successful breeding strain may not do well under your own particular conditions. This is why I stress that you get your initial stock from several different sources. The individuality of each bird and each strain of birds dictates that many will not do well at all under your conditions, while others will do beautifully. Getting all of your stock from one source will result in incomplete failure in many cases, judging from my own experience.

As an example, I once purchased a group of Fischer's Lovebirds, *Agapornis fischeri*, in beautiful health and condition. These had all come from one breeder. My previous experience in raising this variety did not prepare me for the results in this case. One by one, these lovebirds became ill and died, despite everything I could do. All the other birds around them, both passerine and psittacine, remained in perfect health.

Yet, within a few months, only two hens were left. These proceeded to lay numerous clutches of infertile eggs, but eventually, they also died with the same symptoms. Every lovebird was lost, and none were raised - a total failure. Variety is not only the spice of life, it is a necessary basis for species survival and for building up a good breeding strain.

I would also suggest that you not turn your nose up at immature birds. If the young specimens seem to be in excellent health and condition, you should buy them in preference to the older, mature birds. This will allow the younger birds to mature under your own local conditions, and though the wait may be agonizing, your eventual breeding results will be much better with birds that have matured under the care and conditions in which they are expected to breed. Here, especially, patience is essential.

Also, look at the basic quality of the birds you choose. Missing feathers are rapidly replaced, and a missing tail is certainly not disqualifying. As you watch the prospective purchases, note whether any one of them is plucking feathers from its neighbors. Once this habit is started, it will continue and result in nestlings plucked in the nest. Reject completely any bird seen to be plucking feathers, unless the birds are so rare that you have no other choice. Feather plucking usually starts when the birds are suffering from severe protein deficiency in the diet. Feathers are extremely rich in complete protein, and the birds will eat the feathers from their neighbors instinctively whenever that necessary complete protein is severely deficient in their diet.

Look carefully at the legs and the toes, also. A missing toenail is not a serious handicap, but a missing foot certainly is. Though a hen missing a foot may be a good addition to your stock, a missing foot on a male makes copulation nearly impossible. Only one male finch in my experience that was missing a foot was able to succeed in fertilizing the hen. For psittacine birds, it would be even more difficult. Reject any male that is crippled in this way.

Use your own common sense and good judgment in all choices for the basic stock to form your future breeding strain. This is not the time for submitting to wild desires and emotions. The birds you choose now will form the basis of all future birds of that species that you raise. For this reason, even the slightest defect that might be inherited usually will be a disqualification. With time, care and patience, you will end up with a group of birds whose progeny you can show off with pride.

Most aviculturists who succeed with an unusual species sell off the young as fast as they are produced. When the original pair dies or stops breeding, any chance of building up a breeding strain has been lost. This is particularly true with those breeders who are specializing in the large psittacine birds. The young birds raised under your local feeding methods and environmental conditions are the basis for your future breeding. Always keep the best of these young birds raised under your own conditions as the foundation of your future breeding stock each year. Those who sell all of the young ones produced will never be able to develop a successful breeding strain.

With the importation and exportation limitations increasing every day, and with the increasing rarity of many species in their native habitats, the establishment of good, dependable breeding strains in captivity is a crucial necessity. Any natural disaster in a localized area of the world could wipe out a species in minutes. Human intervention also threatens numerous species around the world. Only one dependable and stable breeding strain of the Carolina Parakeets, *Conuropsis carolinensis*, in captivity could have prevented the extinction of this species, and all of the old books of that period report that the Carolina Parakeets were easy to breed in captivity. We have a noteworthy opportunity and a serious positive responsibility as aviculturists to develop breeding strains of as many species as possible.

One of the most unfortunate things I have ever been forced to do was to sell off all of my breeding strains of birds. This has happened not just once, but twice. Prior to these sales, I had excellent breeding strains of more than twenty species and color varieties. Now the entire process of building up good breeding strains again has to be repeated. Yet, if nothing else, these forced sales have impressed upon me both the method and the importance of establishing solid breeding strains of all of the birds that are popular in aviculture. For a much more thorough coverage of the subject of avian breeding strains with detailed examples and information, please refer to my 1998 booklet "Establishing a Breeding Strain in Aviculture."

The twin characteristics that are the most important factors in any suc-

Successful endeavor are patience and perseverance. It takes a great deal of patience to deal with birds under avicultural conditions. As much as we love all of the birds in our care, they can be exasperating, frustrating, disheartening, and even disgusting at times. You must have the patience to deal calmly and gently with these occurrences when they happen, or else you will not have the patience to be a bird keeper and aviculturist over the long term. Patience is the characteristic that allows you to wait calmly for success, though that may take years with some of the species of birds that we keep. The patience you develop in caring for your birds will serve you well for the rest of your life. Perseverance is that positive quality that keeps you working on something and improving on it, no matter how many failures and false starts you may have along the way.

Though some may use the word stubbornness for this quality, a stubborn person can be stubborn either in a positive or a negative sense. Positive stubbornness is perseverance, and keeps you trying new things until something succeeds.

Negative stubbornness will prevent a person from trying anything new, viewing what already exists as the best that is possible.

When it comes to bird keeping and aviculture, perseverance will keep

you working towards a goal despite any breeding failures, losses, or natural disasters along the way. Those who completely give up after one or two tries are sorely lacking in this vital quality. As with most positive human attributes, anyone can develop a much higher degree of perseverance by just setting their mind to it.


Nothing you attempt will ever be accomplished unless you can develop the ability to stick with it until it succeeds.

In closing, I will leave you with these final thoughts. The more things you work with and attempt to learn while you go through life, particularly with respect to bird keeping, the better off you will be, no matter what may happen in the future. The saying 'knowledge is power' was true yesterday, and it is true today, tomorrow, and forever. The more things you know and the more things you know how to do, the more respect you will earn from your fellow travelers though this school of life. We are incredibly fortunate to live in a time when literacy is so much respected and a time when books are available on any subject that you might care to learn. The internet is also an incredibly valuable source of information on birds and on any other subject, as well. And never forget that there is only one thing that you have that no one can ever take away from you. That is your knowledge.

NFSS life member Robert G. Black lives in Keno, Oregon, and breeds finches, doves, budgies, button quail, pheasants, pigeons, and ducks. Bob has written seven books on finches and cockatiels, their care, feeding, and breeding, and is working on several more books on the subject of aviculture. You can reach him by e-mail at robertgblack@aol.com.

Singing Wings Aviary

Quality Birds at Affordable Prices !



Please visit our website for current pricelist.


Website: www.singing-wings-aviary.com



Contact Us:

Phone: 479-293-4994 (M.-T.)

Email: mandy@singing-wings-aviary.com



RED BIRD PRODUCTS, INC.
Leg Bands & Breeding Supplies
P.O. Box 376
Mt. Aukum, CA 95656-0376
530-620-7440
www.redbirdproducts.com



LITTLE ACRES AVIARY

Premium Bird Food

Natural Premium Seed Mixes:

Finch, Canary, Budgie
Cockatiel, Small Parrot
Large Parrot, Nuts About Fruits
Soak Seed for Germination

Featuring:

The Birdcare Company Products
VetaFarm Products
Nemeth Farm Millet Spray
Roudybush, Harrison, ZuPrem
Sandy Perches

Products for Breeders:

Cages & Accessories
Plastic Nest Boxes
And Much, Much More!

www.LittleAcresAviary.com

LittleAcresAviary@hvc.rr.com

(845) 361-1589

Little Acres Aviary

27 Union Street

Montgomery, NY 12549

(845) 457-1617

RAINBOW MEALWORMS, INC.

“Birds Love Mealworms”



1-800-777-9676

(310) 635-1494

Fax (310) 635-1004

Visit our Web site:

<http://www.Rainbowmealworms.com>

“You’ve tried the rest... now try the BEST!”

JUST FINCHES and Softbills Magazine



While focusing primarily on Australasia, this magazine incorporates what’s happening with finches & softbills from many overseas locations as well, including, South Africa, America, Europe and the U.K.

Published quarterly, we look at many different species as well as breeders setups. We also have a Question & answer section and provision for comments from a leading avian vet.

Growing in distribution with each issue.

Why not subscribe ?

4 Issues cost just \$48.00NZD posted anywhere in the U.S.A.

Check us out at: www.justfinches.com
Secure page with credit card facilities.
email: paul@justfinches.com

My Indoor Aviary Project


By Cathy Luttrell



After the 17 millionth time cleaning about 40 cages I stood back and said to myself "this would be so much easier if they were all in one big cage". I looked around my bird room and that is when I decided to turn it into one big aviary. I told my husband I had an idea for the bird room. He looked at me warily, but I explained that it would be a good thing. He didn't seem convinced but went along with it anyway. So, we took the measurements and made a plan.

The biggest challenge was going to be preserving the carpet. We had to make it so that the carpet would still be intact under the aviary. What we decided to do was put down sheets of plywood and then cover that plywood with vinyl flooring. I then put shavings on top of that for bedding.

To make it easy, I decided to use 3 existing walls for containment and have my husband build a frame on the front, basically dividing the room in half with the frame. We had a screen door collecting dust in the shed and decided to use it for the door of the aviary. He built the frame around the door, and covered it with screen. He attached the screen to the frame on the inside so as to make it "ledge free". I really didn't want the birds perching on the frame. The idea was to make it easy to maintain and having it as ledge free as possible accomplished that. Since there is a window inside the aviary, I wanted to keep the birds off the window sill. My husband made a frame covered screen and attached it to the window casing to make it flush. He put the frame up with hinges so that I could



still have access to the window but the birds could not perch on the window sill.

Once the floor and frame were done, I was now able to decorate my new aviary. I went to the home improvement store and bought some plants. I also had an idea for one large perching place instead of a bunch of little perches all over the aviary. My husband came back from our backyard with a giant tree branch and asked if that would work. It was perfect so he attached it to a few blocks of wood, and then screwed that onto the floor of the aviary. We cut some of the branches and twigs off so that none were directly under the others. This way while they roost on the top, there were no branches underneath that would get pooped on.

It was now time to release the birds into their new home. At first they all hung out on the very top branch of the tree limb. The society finches were the first to discover the feeding

station. I had got a plant stand and placed the food in a plastic planter bottom on the stand. After talking to a friend I realized that wasn't going to work. I would waste too much seed since they would only eat the top layer. She suggested using an outdoor bird feeder instead. I hung the new bird feeder on the frame just by the door. After about half a day, they still had not figured out that the bird feeder is where the food was. I took the bird feeder down and placed it on the floor. Once they realized that the bird feeder is for food, I was able to hang it back in the original place next to the door.

Currently, water is in a *Tupperware* dish on the floor. I have ordered an outdoor bird bath that sits on the ground. This bird bath has a small fountain which will circulate the water so I can enjoy the sound of running water. The bird bath has a ledge around the rim so birds can drink without getting into the water if they want. It is also specifically designed

for birds and therefore, shallow enough for them to get into it and bathe. I think the new bird bath will be much more pleasing than the current *Tupperware* dish.

There were some challenges that had to be overcome after the birds were in their new aviary for a few days. One big challenge was the live plants. I realized right away how hard the birds are on plants. They take great joy in shredding the leaves, pulling on the stems, and basically destroying these plants that were quite costly. I decided to come up with a compromise and get fake plants for them. I bought some fake trees, and a couple of hanging baskets. The hanging plants were immediately taken over by the most dominant finches. I am sure they are in there building nests as I frequently hear them calling their mates from inside that dense fake foliage. They are often squabbling over these hanging baskets and I

may have to add more of them to keep the peace. Another challenge is catching them when I need to. Now that they are much stronger flyers I have to slow them down in order to catch them. I got a spray bottle and thoroughly wet the finches I want to catch. This slows them down significantly, and makes it less stressful on the rest of the birds. They also like to get into the plants and hide. It makes it easier if I can get my husband to flush them out of the plants and into my waiting net. Catching birds in the aviary is so much easier with a helper.

It has been interesting to watch them stake out their territories and defend them with great purpose. Although, they seem to all be in agreement that the big limb in the middle is common ground and will share it peacefully. Another interesting observation is they seem to tolerate my presence much better. I can enter the aviary



and approach them within inches and they don't try to fly away, unless I have the bird net in my hand.

There are some drawbacks to having the community aviary. One is that I can no longer choose who breeds with whom. They pick their own mates and I have no control over it anymore. The other disadvantage (also an advantage) is the size of the aviary. When I had cages in the bird room I seemed to have more space for my bird "stuff". I could stash it under or on top of the cages. Having half my bird room be an aviary leaves me with no space to store my stuff and have had to move it to other less convenient parts of the house.

Despite these disadvantages the advantages far outweigh them. My

new aviary is so much easier to maintain. I spend about 3 hours less each week cleaning it which has given me a lot more time to enjoy just watching my birds. Another advantage is the birds seem to be a lot happier in their new home. They fly around more, and take great joy exploring everything in the aviary. They are also more focused on their environment and don't pick on each other as much.

In all, I am very pleased with my decision to turn my bird room into one large aviary. I really do enjoy my birds so much more now. I also think I managed to convince my husband that it was indeed a good idea. Now I need to figure out how to convince him that getting more birds is also a good idea!

Cathy Luttrell is the Membership Director of NFSS. You can reach her by e-mail at cathyluttrell@gmail.com.

The New York Finch & Type Canary Club

(Supports the Goals of Both NFSS & AFA)

We meet the second Sunday of every month (Except July & August) and have a Feather Show in June (for young bred & banded birds) and a large Annual Show in October. Our President is an NFSS Judge and we have many outstanding breeders in our group. For friendship, fun, & education, join us.

**Contact: Stan (718) 967-6899 (barstand@aaahawk.com)
Nizam (Pres.) (718) 835-8590**



The Canary Hobby Shop

THE CANARY HOBBY SHOP-DEDICATED TO BRINGING TO THE SERIOUS BREEDER/EXHIBITOR OR PET BIRD OWNER, THE BEST NUTRITIONAL AND HEALTH PRODUCT LINE FROM DR ROB MARSHALL AND VERSELE-LAGA. PRODUCTS ESPECIALLY DEVELOPED FOR CANARIES, AUSTRALIAN FINCHES AND TROPICAL BIRDS. PLEASE VISIT US AT <http://www.canaryhobby.com>.

SOUTHEAST TENNESSEE AVICULTURE SOCIETY SHOW AND FAIR (NFSS REGION 2 SHOW)

SEPTEMBER 23 & 24, 2006


GEORGE R. STUART SCHOOL - CLEVELAND, TN 37312
ACCOMMODATIONS: HOWARD JOHNSON INN
423-476-8511 (ask for show rate)

FAIR 9 AM - 5 PM BOTH DAYS
SHOW - JUDGING BEGINS AT 10 AM
JUDGES: Cecil Gunby & Annette Howard
ALL BIRDS MUST BE CHECKED IN BY 9 AM
ENTRY FEE; \$ 2.00 PER BIRD OR \$ 20.00 MAX PER SHOW
DIVISIONS: NFSS, NCS and NAPS BOTH DAYS
AWARDS: PLAQUES, DIVISION & CLUB RIBBONS and CRYSTAL

FAIR: Contact Janet Burrell - 423-472-1306
SHOW: Contact Lisa Murphy - 423-263-0483

The Star Finch (Neochmia ruficauda)

By: Ron Castaner



Star Finch Pair (photo by Marcus Pollard)

Star Finches are also known as: Red-Faced Finch, Red-Faced Fire Tail, Red-Tailed Finch, Rufous-Tailed Finch, Ruficauda Finch.

They originated from Northern Australia. They occur from east Coast York Peninsula of Princess Charles Bay and the West Coast between Aurukum and Kowanyama from the Savanna woodlands of Kimberley in Western Australia through the Northern Territory to North East Queensland from Cairns to Rockhampton. They have spread to the Gulf of Carpentaria, on the

western side. They inhabit grasslands in the vicinity of swamps, creeks, Rivers and sugar-cane fields, dense scrub, woodland, trees, and in tall grasses near water where they feed on seeds. Birds tend to be resident in large flocks during the dry season, and disperse to breed during the wet season. They are particularly abundant in the irrigated grasslands of Kununurra, where they feed on the seeds of a number of weedy grasses, and among the watered suburban. Gardens of Pilbara towns. Over-grazing of grasslands near water is probably



the principal threat, as it removes cover and Food. During the wet season the star finch thrives, the abundant seeds and grass, makes a great time for breeding.

Physical Characteristics:

The Star Finch, *Neochmia ruficauda*, is a colorful, peaceful Australian Finch that is readily available and easily adaptable to domestic aviaries. The red-faced variety is the normal. A yellow-faced mutation is occasionally found, and there is a fawn & pie variety established in Australian and USA aviaries. The Star Finch is approximately 5 inches in height and 4.5 inches length. Star Finches are very colorful. The

face and beak are red. The throat, neck, and flanks are spotted speckled white. A gray-green to pale olive-green color covers the upper parts, breast, and wings, above the tail and at the sides of the tail. The legs are yellow or may appear to be a flesh brown color. The abdomen, along and below the middle of the tail is also yellow. The eyes are a red-olive to dark brown color.

Immature Star Finches are light olive-brown upper parts and pale olive below. Mature Star Finches are similar in color but the females tend to be a bit duller than the males and the females have less red on their face. The bird is easily sexed when in

breeding plumage. The male has a bright red beak and face while the hen is less brilliant and the red does not extend as far back on the face. The male has a few red feathers underneath the beak, throat, and while the hen has not color at all or only a few feathers. The body of the mature bird is dark olive, yellow-olive, and olive-spotted-white with the hen a bit Duller. The song of the male is very short rapid high-pitched sound, not very loud, but very pleasant sound. The young star is a plain but pretty reddish upper parts olive-yellow and under parts yellowish. Breast olive grey with white spots. Front half of head

crimson red. Face and chin crimson red with white spots. Beak red, legs and feet yellow, eyes red-olive. Females resemble males but are generally duller and have less red on the face. Immature birds are olive brown above and pale olive below. Older stars are brighter and more clearly marked than the younger ones. During breeding season the red becomes more brilliant in both sexes. Normally it will take up to six months or longer for younger stars to get their full color. The head and face are gray.

Mutations and Hybrids:



Lutino Star Finch (photo by Ron Castaner)



Mutations include Yellow, Fawn, Cinnamon and Pied.

This species is known to have produced hybrids with the Red-cheeked Cordon-bleu and Red-billed Fire finch. Hybrids with the Zebra and Crimson Finches have also been reported.

Breeding:

Generally From November to April. The lovely Star Finch is one of my favorites Australian Grass finches. They are very quiet and a very good breeder and compan-

ionable in a mixed collection. In the wild the nest is usually located in a bush or shrub up to six feet above ground. The nest is globular about 5" inches diameter and lacks an entrance tunnel. It is constructed from dead grass and lined with feathers. The site selection and nest building is a ritual where both share prior to nesting. Both sexes sit on the site of the future nest and simultaneously bow deeply with tails twisted. Both the parents incubate the eggs and rear the young. Star Finches are devoted parents and never had a bad experience.

The older they get the more reliable parents they become. In captivity Star Finches prefer to nest in bundles of brush rather than other nest. Because they like to nest close to the ground, and preferably in a grass tussock, it would be advantageous to provide these (or some sort of artificial substitute) for nesting. To avoid problems with exposure, Star Finches should be encouraged to nest in a sheltered section of the aviary. If they build a nest in an uncovered area of the aviary, the best thing to do is cover the roof above the nest, do not disturb or move the nest if possible. Star Finches require plenty of half-ripe seed heads, sprouted seeds and live food to be encouraged to nest.

The cage-breeding star will use a Finch box with round open hole in center, haft open nest box or wicker finch nest. I specially enjoy the star Finch because it is a relatively calm bird and a reliable breeder once it finds a mate it favors, they become very devoted parents. They eat a general finch-seed diet and enjoy greens. They would prefer white ants or fruit-culture flies but will eat our egg food mixture as their protein source. With most Australian finches, the star requires a relatively warm environment. They are native to northern Australia in about the same area the Gouldian finch is found. They are hardier than the Gouldian and will adapt quite well to most household temperatures.

Behavior:

During the breeding season males become territorial around the immediate nesting area. The Star Finch has a very cheerful song. Males perform a song and dance during courtship and while they are performing they are holding a grass stem in their bill. The males tend to ruff up the feathers on their head, flanks, and breast and have their tails twisted toward the female. A whole lot of bobbing is done during courtship and the males tend to sit close to the females to peer into her neck and face. Both male and female incubate the eggs for about twelve to fourteen days.

Suitable Aviaries & Compatible Birds:

Star finches will share an aviary with most other small seedeaters. Because of the finch's size they are easy to accommodate. The Star finch is a very calm and attractive finch, will be a great addition to anyone's aviary. Some of the more popular varieties of finches are: Zebra Finch - An active, hardy finch, easy to breed in captivity. Gouldian Finch - The brilliant coloring, this bird makes it one of the more beautiful birds kept in captivity. Parrot finches are an attractive finch with many color combinations, they are calm and not too difficult to bred, we also have waxbills finches, they also come in many different color



combinations and not very hard to breed. With some of these combinations of finches you can have a very colorful aviary with very few problems and many years of fun and enjoyment. Any of these finches could make a great addition to the Start Finch in your aviary. During the breeding season they may become somewhat pugnacious but their disposition is satisfactory overall. For breeding purposes Star Finches will be quite happy in suspended cages or breeding cabinets.

These should have at least the following dimensions: 2 feet long x 1 foot high x 1 foot deep. These birds are at their best in larger

planted aviaries. When it comes to finches, I'm a great believer that the larger the aviary is, the happier they will be, the healthier they become. A happy finch and a healthier finch will become a great breeder. Such an aviary should provide plenty of shelter and should probably have a roof over. At least half its area. Make sure you use 1/4 x 1/4 inch wire; anything larger I will guarantee you will have snake problems, there is nothing sadder than finding a snake inside the aviary, it will eat your best bird, and you can count on that. A night-light will be a great help, they become frightened quite easily. They need to see where they land. If you don't

they might fly into the wire or walls and brake their neck or other injuries. Having an outdoor aviary will invite many predators, so be ready to give the finches a safe place to live. The star finch requires a relatively warm environment. They are native to northern Australia in about the same area the Gouldian finch is found. They are hardier than the Gouldian and will adapt quite well to most household temperatures. I have enjoyed the star finch because of their disposition, calm and very reliable breeder. The cage-breeding star will use either a small wood finch nest or a wicker basket.

Traits:

If properly cared for, finches can live up to seven years. Finches are not typically a bird that can be handled, although there are a few rare cases. They are better as pets to be observed opposed to being handled. Finches are active, amusing and the males tend to have a soothing song. Be careful when mixing varieties, as all breeds do not get along. Finches are social birds and prefer to be kept in a colony setting. If breeding is not desired, females can be kept together without difficulty.

Diet:

When feeding, the wild Star Finches tend to avoid landing on

the ground preferring to grasp onto the seed heads of grasses. Their diet includes white ants, half-ripe and ripe grass seeds, fruit culture flies, and during the breeding season they prefer to eat seeds, rich varieties of insects, and greens. In captivity finches will feed on hard cooked chopped eggs, spray millet, soaked seed, mature legumes, cooked rice, a variety of fresh fruits, chopped dark greens or fresh fortified canary seed. A finch's metabolism is very active and it can starve to death in as little as 48 hours if it does not eat. Finches should eat a staple diet of fresh fortified finch seed or pellet daily. Make sure to check the food daily. Remove fresh fruits and vegetables within 4 hours of offering to prevent spoilage. Millet Spray also makes an excellent supplement for finches. Finches require fresh water each day. Wash and rinse their water cup out thoroughly prior to adding fresh water to reduce bacteria growth. Powdered vitamins can be lightly sprinkled on the fresh food, but putting it in the water can encourage bacterial growth. If you decide to put vitamins in the water make sure you give them clean water every day.

Housing:

Place your finch's cage at eye-level in a bright area free from drafts and direct sunlight. Always have a cuttlebone to supply your

finch with calcium and prevent beak overgrowth. To aid the bird in keeping itself clean, we recommend placing a suitable size bird-bath in the cage on a weekly basis. When choosing a cage for your finch, remember length is more beneficial to the bird than height. Finches enjoy flying.

Therefore, the larger the cage the better. Ideally the cage for a pair of finches should measure a minimum of 36" long by 14" high and 10" wide. Perches are an essential part of the cage and should be chosen to suit the feet of the finch. Approximately 3" of perch space per bird is best. A variety of perch sizes, shapes, and diameters will help exercise the bird's feet and toes. Place perches strategically to prevent droppings from contaminating water and food dishes and to prevent the tail from hanging in dishes or on the floor.

Reproduction and Growth:

Maturity is attained at about 8 to 12 months after hatching and can reproduce for up to five years. The male and female both incubate the eggs for about fourteen days, but these birds are most productive after their second year and continue to be so until about their fifth year. When in captivity they can produce three broods per year. The females lay three to six pure white eggs. The fledglings color is a pale green on the

under side, a dull green on the topside and dull gray on the tail. When the fledglings are 10-12 days old they begin to have their first set of feathers. When they reach 21 days old they leave the nest for the first time but are still dependent on their parents. Thirty-five to forty-two days after hatching they will become fully independent. The Star finch is a very devoted parent. With proper food and environment they can become great breeders.

Courtship Display:

Like the Crimson Finch and Diamond Sparrow, the Star Finch performs a song and dance while holding a grass stem (or similar token) in his bill. The feathers on the head breast and flanks are ruffed and the tail twisted toward the female. This is accompanied by a great deal of bobbing.

Clutch:

3-6 pure white eggs. Incubation period: 12-14 days. The young usually fledge at around 15-17 days. Fledged birds should not be removed from the parents until at least 4 weeks after fledging. In captivity, Star Finches may produce as many as three broods per year.

Diseases and Ailments:

A bird that is sick or in shock is a difficult problem. In the wild, sick

birds masquerade symptoms of their illness so as not to be ostracized by the remainder of the flock. This is instinctive behavior that has been developed through many generations because single or isolated birds, without the support of the flock have a much higher mortality rate. Therefore, even in captivity, this behavior holds over. When a bird owner eventually realizes there might be a problem, the illness may have already progressed to the point where it is quite serious.

Consequently, it becomes necessary to accurately diagnose the illness and to act quickly in order to mitigate the seriousness of the problem. If the situation is not addressed quickly, one might find themselves facing a life or death dilemma. Swift and knowledgeable action may save the life of a sick bird. It is possible and perhaps even probable that all bird keepers will have sick birds at one time or another. We should be prepared with the necessities both in terms of knowledge and equipment. A basic reference book on "avian first aid" can be very useful. There are several good ones on the market. Do some research about your particular birds and ask fellow enthusiasts for their advice if you suspect a problem. We should always support one another and freely exchange information in these situations in order to save our beautiful friends. Generally, there are

two very noticeable and frequently exhibited characteristics which may indicate that a bird is sick or in shock. The first symptom is a fluffed up appearance. The feathers are not tight to the body. By "fluffing up", they increase the insulating properties of their feathers and reduce heat loss from their body. You may notice the head tucked into the back. The eyes may appear smaller but the pupils will appear dilated (wide open). This gives the look of a vacant gaze. The breathing may also be very shallow (the bird runs out of breath quickly). If you see any of these symptoms is time to act quickly, don't wait. The longer you wait the harder it will be to save your bird.

Conservation Status:

The status of the Star Finch is questionable because in some areas of Northern Australia the numbers are decreasing and in other areas of Northern Australia they are increasing. Australian Grassfinches are some of the best breeding finches. Is very important the avicultural world give full attention to producing fully domesticated strains of all species of finches, if we don't, there will never be another chance to keep them or see them in captivity again. We must try to keep them alive and share them with some of the most experience breeders, if we don't we might loose them forever. There are

many finches in Australia that are becoming extinct in the wild, as the Gouldian Finch and the Star Finch. This study set out to find out why there were such differences between the regions, and to develop management plans that would help the survival of the Star finches in Queensland.

Cooperative Research Center)
Dr Stephen Garnett - Lecturer
Chair of Tropical Knowledgeger.

Mick Todd - Researcher Tropical
Savannas CRC, c/ CSIRO

Finches and Soft-Billed Birds by
Henry Bates and Robert
Busenbark

References:

All about Finches by Ian Harman
and Dr. Mathew M. Vriends

TS-CRC (Tropical Savannas



The Southern Star Finch, possibly extinct, is at the top of the photo. Chest brown rather than green, larger scallops spots and goes further down to the tail, less red in face.

The normal Northern Star Finch at bottom, Chest brown rather than green, smaller scallops spots, more red in face.

NFSS Region 2 Vice President Ron Castaner breeds many rare & endangered finches. He is also a member of the AFA, Gouldian Finch Society in the UK, AFA Red Siskin Project & Board Member; He has written many articles for the Finch & Canary World, the NFSS, ASA magazine, AFA Watchbird, and the Aviary Cage Bird Society of Fort Lauderdale, FL. (All Rights Reserved)

Tropical Savannas Cooperative Research Center, Australia

Dr Stephen Garnett - Lecturer
Chair of Tropical Knowledge

Mick Todd - Researcher
Tropical Savannas CRC, c/ CSIRO

Crimson & Star Finches:

Crimson and star finches are among a number of granivorous birds—which feed on the seeds of grasses, both perennial and annual—across northern Australia. Overall, the researchers obtained information on food, breeding, molt and habitat, all of which help explain why these bird populations have declined, as well as providing a basis for the development of management plans.

TS-CRC (Tropical Savannas Cooperative Research Center) project on why the tiny crimson and star finches of northern Australia might be declining has unearthed enough information on the birds' biology, feeding habits and breeding patterns, to develop some initial conservation plans for the species.

Through 1998-99 studies concentrated on Cape York Peninsula where the species have contracted in range. However, during the wet season of 1999-2000 the project shifted its emphasis to Kununurra where both species of finches are thriving. At Kununurra the birds were studied in both pastoral and agricultural landscapes throughout the wet season. Comparisons between these two areas suggest that the structure of the vegetation—such as rank grass—is more important than grass type.

While the star finch requires rank grass only during its breeding season the crimson finch—which nests in pandanus or palm fronds—relies on rank grasses all year round. The short, broad wings and long tails of the crimson finch means it has only a limited flying ability and the bird relies on long undergrowth to hide it while it feeds, and to shelter from predators.

Unfortunately these grasses are both grazed and trampled by cattle as well as being vulnerable to late dry-season fires. With The help of traditional owners, Queensland Parks & Wildlife Service and Birds Australia volunteers, a large area of finch habitat was surveyed on the southern shores of Princess Charlotte Bay, revealing a feeding strategy of the star finch.

EXOTIC BIRD SPECIALTY SHOP & ONLINE RETAILER



Bird Supply
of New Hampshire

**Seed & Pelleted Diets, Eggfoods, Cages,
Breeding & Nesting Supplies & Lots More**



**Vitamins ♦ Medicines
Insect Control ♦ Foods**

- ♦ Created by Veterinarians
- ♦ Trusted & Proven Performance
- ♦ Used by Aviculturists Worldwide

Importer & Distributor

VERSELE-LAGA

**Prestige & Blattner Seed Mixes
Orlux ♦ Cede ♦ Abba
Eggfoods & Specialty Products**

SHOP ONLINE

www.birdsupplynh.com

- ♦ Great Prices and Personal Service
- ♦ Breeder & Wholesale Pricing Available

Mastercard - Visa - Discover - Amex - Paypal

Enter Code *NFSS-06* for 10% Off Any Order of \$50 or More

Abba Seed

Avico

Cede

Harrisons

Higgins

Goldenfeast

Kaytee

Lafeber

L'Avian Plus

Nemeth Farms

Orlux

Pretty Bird

Roudybush

Seatec

Versele-Laga

Vetafarm Au

Zupreem

522 Amherst St. Nashua, NH. ♦ 888-319-0136 ♦ 603-882-4737

"Breeding American Song Birds Cardinals, Grosbeaks, Buntings & Siskins"

by: **Rob van der Huist**


\$50.00 each

This hard covered book, which is over 300 pages is entitled: "Breeding American Song Birds - Cardinals, Grosbeaks, Buntings & Siskins", contains over 250 beautiful and detailed pictures, detailing each species in detail.

Although the Migratory Bird Act prevents many of these birds from being kept or sold in the U.S., there is still a lot of good advice and information from the writer's 30 years experience on the housing, breeding & feeding of the various species of cardinals, grosbeaks, buntings and siskins.

To Order:

**Contact: Ms. Paula Hansen
2234 Juneau Court South
Salem, Oregon 97302
(503) 581-8208
phansen@earthlink.net**



ARTICLES NEEDED!

Everyone (members and non-members) are invited to submit articles and photos for the Journal of the NFSS on the maintenance of, the diet, health, natural history and breeding of any finches or softbills.

**Please feel free to contact
the editor for more
information.**

**Harry Bryant, Editor
37212 Butternut Ridge
Elyria, Ohio 44035
utuweb@aol.com**

To Finch lovers:

We have a really great Finch cage for you.

Longer than tall, **True Flight Cages** allows you to

LET THEM FLY

Other cages claim to be flight cages but are vertical in design.

Birds fly horizontally. We are 6'2" on the horizontal.

It's a beautiful cage of 10 and 14 gauge wire, just strong enough to house the bird without being overbearing. Feathery like a bird.

The black powder coat gives birds higher visibility than other colors.

We think you'll love it.

Designed and marketed by Brian Ihle.

All components except the wheels on the stand are made in the U.S.A.

Please call or email for more details.

513-353-5557 or trueflight@adelphia.net

Visit our website:

trueflightcages.com

Bird on the Rocks

All Natural, Custom Made, Flagstone Perches

Perches Available to fit Finch to Macaw size Birds.

All Natural Stone surface is great for keeping your birds nails and beak trim while not harming their feet.
Flagstone Perches are Excellent Perches for Handicapped Birds that are not able to perch easily.

Manzanita Perches and Tree Stands

Please visit our website for current price list and to see all our products .

www.birdontherocks.com



Contact us:

Phone: 708-227-5137 (Mon. - Fri.)

Email: BirdontheRocks@yahoo.com

*Birds love them so much
they will be asking you for a "double, on the Rocks!"*

~Imported Brazilian Bird Cages~



These unique cages are beautifully crafted from Imbuia wood and have ornate, intricate finishings

Quantities are limited

Price: \$250

Contact:

Shane Amyx

P.O. Box 370121

Miami, FL 33137

(786) 294-7419

BIRD CAGES and SUPPLIES

ALL PURPOSE CAGES • FLIGHT CAGES • STACKING CAGES
 NESTS • NETS • STANDS, LEGS • FEED DISHES, CUPS
 SUPPLEMENTS • BOOKS • TOYS • WATER BOTTLES
 PERCHES • LADDERS • CLEANING SUPPLIES
 and Much More!

Serving the Bird Industry for 39 Years

FREE CATALOG

1-800-443-5769

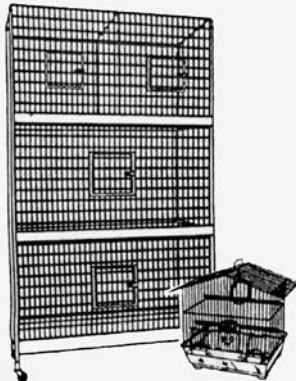
email: mj@mortonjones.com

OR WRITE TO:

MORTON JONES COMPANY

PO BOX 123

RAMONA, CA 92065



Birdcare Company customers amongst Europe's elite

New US resellers:
www.BirdcareCo.com/usa



Torben & Jurgen Hoeverler, Germany, many finch and softbill wins



Michel Veya, Switzerland, three gold and two bronze medals at 2004 World Show (colour canaries)



Michael Sesterhenn, Germany's number one in zebra finches



Schiller and Lautenslager. Germany's champion Budgerigar 2003



Jurgen De Vires and Wilfried Meier, Germany. Various posture canary wins



Celebrating one Belgian club's *twelve* gold medals at the 2004 World Show

All these customers gave their stories freely and, like you, pay for their products

THE BIRDCARE COMPANY,
21/22 Spring Mill Ind. Est.,
Avening Road, Nailsworth, Glos.,
GL6 0BS, England.
E-mail: advice@BirdcareCo.com
Web site: www.BirdcareCo.com/usa



THE BIRDCARE COMPANY

Leading the way - naturally

The West Coast Zebra and Society Specialty Show July 28th and 29, 2006 in Sacramento, California

by: Raspberry, NFSS Region 6 Vice President



Back: Raspberry, Brian Mandarich, Laura Watkins, Chryse Seeman, Roberto Rueda, Richard Renshaw, Vice & Sally Huntington, Roy Beckham - Front: Jami Arndt, Michael Marcotrigiano, Keny Winchester, Janet Edmonds, Fumi Takeda, Katy Dodd, Kazuko Kitahara

The West Coast Zebra and Society Specialty Show was held on July 28th and 29th in Sacramento, California. While this was not a sanctioned NFSS show, this show was affiliated with NFSS and well attended by NFSS members. NFSS President SallyHuntington, Moderator of NFSS forums John Wilson, and NFSS licensed judge Brian Mandarich.

Additionally, every exhibitor was a NFSS member and by show of hands many of the 66 plus audience participants were NFSS members as well. Included in the audience were Fumi Takeda from Michigan who stewarded the show, and our newest

NFSS member, Kazuko Kitahara from from Tokyo, Japan. She came to the United States specifically for this show!

Roy Beckham judged the zebras. The zebras were broken down into two divisions, the Standard Zebra Division and the Rare Zebra Division. Each division was composed of many classes. Mr. Beckham was thorough in his judging, even making last minute changes after standing back 30 feet from the birds for final evaluation. Throughout his judging, Mr. Beckham spoke of "the three 'C's" - condition, conformation, and color. Each, he said, were given equal merit on his bench.



Fumi Takeda and Kazuko Kitahara

Additionally, Mr. Beckham stopped his judging during the second division to discuss the Continental Chestnut Flanked White Mutation. You could hear a pin drop, everyone was so attentive to his words. Both CFW mutations were on exhibit at this show. Mr. Beckham said both forms of CFW are perhaps the most difficult single mutation to develop into a strong breeding line. Correct color throughout the bird is difficult to obtain. Mr. Beckham gave special-touches to his judging. He attached a refrigerator magnet of a photo of a zebra finch to the bars of any exhibit he felt held something special. One

bird got a magnet just for having a red iris. He passed out several magnets throughout judging. Mr. Beckham also attached sticky note comments to every exhibit. 41 birds were judged in about two hours - including his discussion time. Mr. Beckham said one class of 10 normal gray zebras was notably difficult to judge. Later that evening, Mr. Beckham commented, "They were all siblings!" He was almost correct. They came from a very tight line, and many were, in fact, siblings.

Michael Marcotrigano judged the societies. Like the zebras, the soci-

eties were broken down into two divisions, the standard Society Division and the Rare Society Division.

Before beginning his judging, however, Mr. Marcotrigiano gave a very informative powerpoint discussion on, "The Genetic Insights into the Difficulty of Breeding for Show." It was immediately obvious from his style of presentation that Mr.

Marcotrigiano is used to teaching an audience. Mr. Marcotrigiano balanced humor with serious discussion. Following a moment of laughter at a photo contrasting Vince Huntington's miniature Chihuahua "Mimi" to a wolf, heads nodded in epiphany the exponential depth to quantitative genetics. Immediately following the presentation, Mr. Marcotrigiano began judging societies. Throughout judging Mr. Marcotrigiano's expanded upon comments that Mr. Beckham had made during judging of zebras to explain the genetics behind each of the mutations that crossed his bench.

And like Mr. Roy Beckham, Mr. Marcotrigiano emphasized stance of the bird on the perch. It is important to see light between the legs of the bird. In his selection process at home for the next year's breeders, Mr. Marcotrigiano would look for the tallest bird on the perch. Tall birds usually have the 45 degree stance he likes to see in societies.

Mr. Marcotrigiano faced what was perhaps the greatest challenge of the day - separating the Standard Societies from the Rare Societies, during his walk-through and classification of the birds. In doing so, this left only two societies in the Standard Division. "Those two birds," he said, "might even be a mix of European and American Societies." Ironically, the common American Society which is becoming the 'Rare bird' at the shows. For example, no pied societies were entered in this show. "It is disconcerting," Mr. Marcotrigiano later told the audience, "what is hap-



Raspberry and Roy Beckham

pening to the American Society. There is no reason why a non-hybridized Society Finch cannot be just as big and attractive the European society. You just need to breed and select for it." Later, over dinner, Mr. Marcotrigiano confided in me, one way to separate the classes is to disqualify all birds that look like they are a blend of American and Euro. Make the American Society standard call for little belly scaling and a chocolate bird. Make the Black Brown Standard call for crisp scaling and almost black feathers.

At least 10 breeders brought exhibition birds for sale in the bird sales area. In the zebras, large buff exhibition grays sold along side quadruple combo rare mutation birds. This was the perfect show to attend to see such birds. NFSS judge Brian Mandarich picked up many tips on how to identify combination mutations. Moreover, rare Pearl, Red Brown, and Black Brown societies were also purchased in the sales area.

A large raffle and live auction, led by Vince, Sally and Mimi Huntington helped raise money to pay for the show. So much, in fact, \$675.70 was left over after all expenses were paid, to start our bank account for next year's show!

The work team will decide just how we will expand our show for next year. It is possible we may add Gouldians to our show, enlarge the show room to allow room for outside vendors and have our meals catered. Lots of possibilities! Lots of planning.

A vision for possibilities, is in fact, what initiated this show. We started with zero dollars, no judge, no show location. Nothing. None of the show work crew let these obstacles stop us from reaching our dream to have an all zebra and society specialty show.

Only one other time this year will there be 66 or more people in a room to celebrate zebra & society finches, That will be the Great Lakes Zebra and Society Specialty Show to be held on August 26th in Livonia, Michigan. Contact Jim Heffernan, NFSS secretary, for further information on that show. It promises to be just as well attended as ours was.

Finally, the West Coast Show was rounded off with an appreciation dinner, to celebrate the ten months of hard work of the dedicated work crew. Richard Renshaw, and Chryse Seeman received metals from Huub Jensen of the Netherlands (via me) for their dedication to the show.

Special recognition also went to Kati Dodd, Jami Arndt, Keny Winchester & Bob Peers for their needed support of the show. Without these folks, the show would never have come together. It takes a supportive team with a common focus to pull a show of this kind together. We had what it took, and most of all...the ten months of work that proceeded this show happened all online! If you morn not attending this show, this year, rest assure the work crew has already begun its work in preparation for the second annual West Coast Zebra & Society Specialty Show--2007!

NFSS Region 6 Vice President Raspberry, from Portland, Oregon, breeds primarily zebra & society finches for exhibition. He also breeds Masked Grass finches, Parson's finches, Indian Silverbills, & Diamond Firetails. He can be reached at raspberry@iinet.com



Avian Supplies & Supplements

We are your #1 Source for Birdcare Company Products!
Why is Birdcare Company the Best?
They have over 12 years experience in the
research and development of avian supplements.

Featuring products from:

Birdcare Company – Gold Label Feast, Insectivorous Feast, ProBoost SuperMax, Feather Up, Special Needs Diet, Potent Brew, Daily Essentials, Guardian Angel, Calciboost and more.

Vetafarm – Scatt, Avian Insect Liquidator, Breeding Aid, Amtyl, Ronivet-S.

ABBA – 92 Nestling food, 1900 Finch Diet, 1700 Canary Diet.

Breeder Supplies:

Finch Nests (wicker and plastic), Canary nests (wicker
And plastic), Seed Hoppers, Nesting Materials,
Waterers, Soak Seed Mix, Natural perches

Visit our website for a full product list!

www.justbirdstuff.com

Safe and secure online ordering! We accept Visa, Mastercard,
Paypal, Money Order or Personal Check.

LET US SAVE YOU \$\$ ON SHIPPING COSTS! Due to our central location,
shipping charges may be lower than from other suppliers!
We ship via USPS Priority mail and UPS Ground. Most orders are shipped same
day – and we guarantee shipping within 24 hours.

NFSS members receive 10% off their first order - use coupon code NFSS10


Have questions? Need help ordering? Contact Tammy at:

Email: Tammy@justbirdstuff.com

Phone: (224) 489-4658

HUNTINGTON TRIAGE FOLDAWAY CAGE

US Patent Number 6,311,643



A SHOW CAGE, HOSPITAL CAGE,
TRAVEL CAGE OR QUARANTINE CAGE

NO MORE PAINTING

NO MORE BROKEN SPLINTERED CAGES

10 UNFOLD TO FIT IN AN AVERAGE SUITCASE

EASY TO STERILIZE & DISINFECT

NEW ... EVEN EASIER TO ASSEMBLE

ORDER NOW! \$34.95 PLUS SHIPPING

858-452-9423

WWW.FLIGHTSOFFINCHES.COM

EXCELLENCE IN EXHIBITION

Capturing one of the most elite show wins in aviculture
The American Federation of Aviculture's
"Best Bred-by-Exhibitor" National Show Award!

© 2006 Linda S. Rubin

(Reprinted from June 2006 issue of *BIRD TIMES* magazine)



For bird show exhibitors, winning top achievement awards at a bird show is a great thrill, and there is no greater accolade than to win a national show with a bird of your own breeding. That special honor is exemplified through a distinguished award bestowed each year by the American Federation of Aviculture (AFA), for the "Best Bird Bred & Banded by an AFA Member" placing highest at the national shows. AFA Life Member Sally Huntington of San Diego, California was the recipient of last year's prestigious AFA award at the 57th National Cage Bird Show (NCBS) held November 18-19, 2005 in Dallas, Texas.

The winning bird, a superb black gray society finch, *Lonchura domestica*, first won the best finch or softbill in division - the top award presented by the National Finch and Softbill Society (NFSS), an affiliate organization of the AFA. Huntington's outstanding society finch went on to win the AFA Show

Award because it ranked highest overall in the show as a bird bred and closed banded by the exhibitor.

The prestige of winning the AFA Best Bird Bred by Exhibitor Award at the NCBS is highly respected by exhibitors, because it reflects the combined tally of votes from 18 certified show judges representing all 18 divisions of the show. The award reflects well upon the division judge who places the entry as first choice for their division, because it expresses the shared opinion of the 17 other judges who collectively voted for the same bird.

NFSS Panel Judge Dale Laird, who placed the black grey society finch in first place in the NFSS division of the show commented, "I have judged hundreds of society finches over the years and this was the very best society finch I have ever seen. I knew this finch was the benchmark the rest had to beat. It met every point in the show standard; there was not a feather out of place and the bird was very comfortable in its surroundings. I could not have asked for a better representative of the finch and softbill division that day."

The presentation at the NCBS Saturday evening banquet took place before hundreds of exhibitors. The event marked a decade of recognition from the American Federation of Aviculture in acknowledging the accomplishments of its members who breed and exhibit their birds by national show standards.

Because exhibitors are more likely to return home to breed the birds placing highest in the shows, national show standards serve to reinforce the breeding of exceptional bloodlines by rewarding superior genes on the show bench. In addition to inherited characteristics, exhibitors must keep their show stock in peak condition, which is a reflection of good husbandry practices, top nutritional programs, frequent grooming and consistent show training.

This was not the first time Sally Huntington captured the AFA "*Best Bird Bred & Banded by Exhibitor*" award, she also took the honor at the 2002 NCBS in Santa Clara, California. After two Higgins Awards for the best finch or softbill in the NFSS division at the 2000 and 2005 NCBS, a NCBS Scannell trophy, and two AFA National Show Awards to her credit, Huntington still said of her recent win: "I was tickled to death!"

Adding to its recent distinction, this winning black grey society finch took "best finch" in the NFSS division at the Finch Society of San Diego County show earlier in 2005, and has a sister that also excelled in the shows. Furthermore, because it hatched in November of 2004, Huntington's winning finch still has a bright future ahead on the show bench and as a potential breeder of future generations of offspring.

When asked why she chose to exhibit this particular society finch, Huntington replied that the finch was a hand-raised pet that was very calm and traveled well. "It also sings like a canary," Huntington stated, explaining how as a young bird, newly fledged, the society finch lived next to another finch that dwelled with an American singer canary and had learned the canary's song

from the finch. "It is most unusual," Huntington added, "It is now becoming better known that finches have a small 'ability window' to learn to mimic while they are young."

Society finches are normally valued for their excellence as dependable foster parents that are willing to raise orphan chicks, chicks of other species, or chicks of rarer species that are more difficult to work with. Its worth as a reliable breeder, raising quality show stock is just the added "icing on the cake." Huntington, an NFSS panel judge, is completing her third, two-year term as president of the NFSS. She has been raising finches and softbills for more than 20 years and highly recommends society finches as outstanding pet and aviary birds.

"Society finches can live an average of five to 10 years and make an excellent pet bird," states Huntington, "They're very responsive, connect well with people, don't chew or bite, and once tamed, remain so."

The first AFA National Show Award was presented at the 1992 Great American Bird Show (GABS) in Metairie, Louisiana, in tribute to AFA members who exhibit their birds. In 1996, the AFA voted to reinstate the award. It has been presented nearly each year since at the GABS and the NCBS in recognition of the two largest national shows in the country. Plans are to present the AFA show award at these shows this year.

In order to qualify for the AFA National Show Award at the NCBS, exhibitors must submit a separate AFA show registration form for each division entered on the morning of the show. Exhibitors must supply the name of the species entered in the division, with the exhibitor's personal band code - engraved on their entries' closed, traceable leg bands - and their signature indicating they are a current member of the AFA. At the end of the show, the AFA show awards chair meets with the NCBS Scannell tally committee to determine the highest-ranking bred by exhibitor bird in the show. The potential winner's name is then verified in the AFA database to be certain the membership is current.

It is not an uncommon event for local bird clubs and local bird shows to serve as a popular gateway into the world of aviculture for many bird owners. Bird shows are excellent educational venues and provide opportunities for the first-time bird owner, or experienced aviculturist, to learn more about their own birds as well as other species. Shows provide a bridge of awareness to join other national organizations and learn about them while increasing the bird owner's knowledge of aviculture.

AMERICAN FEDERATION OF AVICULTURE, INC.

The American Federation of Aviculture is a 501 (c)(3) nonprofit, tax-exempt, educational organization, established in 1974, to represent all aspects of aviculture and educate the public about keeping and breeding birds in captivity.

The mission and purpose of AFA is to promote the advancement of aviculture through educational programs that enable better husbandry, management, and living conditions for exotic birds; promote avian research and conservation of exotic birds; keep members aware of legislative issues that affect aviculture and aviculturists and keep legislators aware of the need for fair and equitable regulations. The overall goal of AFA is to insure long-term, self-sustaining populations of exotic birds in captivity and in the wild.

The AFA supports its members' rights to acquire, keep, breed and sell birds in a responsible manner. The organization monitors proposed laws and regulations at the state, federal and international level that effect your future as an aviculturist and the well-being of birds. The U.S. Congress's Office of Technology and Assessment have identified AFA as the nation's grass roots organization of bird breeders.

AFA strives to educate and disseminate information related to aviculture among pet owners, hobbyists, avicultural societies, zoos, veterinarians, research institutions, the pet industry and government officials. AFA believes that aviculture is a valuable conservation tool and that the care and breeding of birds in captivity is an exciting and fulfilling endeavor.

The AFA is primarily a volunteer organization. Its efforts to ensure the future growth and development of aviculture are completely dependent upon members joining and supporting AFA. AFA offers many services to its members because AFA has so many different types of members.

Some membership benefits include traceable AFA logo leg bands, AFA Exotic Bird Registry, national conventions, quarterly Watchbird Journal & legislative information and updates.

For further information: American Federation of Aviculture, Inc., P.O. Box 7312, Kansas City, MO 64116, office (816) 421-2473, fax (816) 421-3214 or visit www.afabirds.org.

THE NATIONAL CAGE BIRD SHOW, INC.

The National Cage Bird Show is a nonprofit organization established in 1947, for the purpose of showing cage birds at the national level. NCBS has 18 divisions for cage-birds, representing all varieties of canaries, finches, softbills, lovebirds, cockatiels, and parrots. NCBS sponsors a growing and competitive Youth Division that awards grants annually to the winner, while encouraging and developing future aviculturists. All NCBS divisions utilize highly credentialed, certified panel judges from affiliated national specialty societies for their breed's standards. For further information: Mrs. Dorothy Eggers, NCBS membership chair, 4910 Anthony Lane, Pasadena, TX 77505, (281) 487-1321; or visit www.ncbs.org.

LINDA S. RUBIN, AFA National Show Awards Chair and Northeast Regional Director established the AFA National Show Awards committee in 1996. A seasoned exhibitor and panel judge, she works to promote the committee's goals and outreach program for members who enjoy exhibiting and improving the species of birds that they raise. You can reach Linda at LSRafa@aol.com.

**Lady Gouldians (All mutations - normals, yellows, blues)
Star Finches - Strawberry Finches
Owls - Shaftails - Cherry Finches
Diamond Sparrows - Blue Capped Waxbills**

Paul Anderson
"Lady Gouldians and More"
website: www.ladygouldians.net
Email: pna619@yahoo.com



Airsac Mite Infestation?

Airsac mite (*Stenostoma Tracheacolum*) is an internal parasite that lives in airways and air sacs. Infestation causes local irritation and secondary respiratory infections. Heavy infestations cause breathing difficulties, wheezing, open mouth breathing and death in fledglings and adult birds. Canaries and Gouldians are particularly susceptible to airsac mite infestations (respiratory acariasis).

Treatment: All mite infections must include an insecticide. S76 (water based Ivermectin) administered topically (directly onto the skin) or orally (added to the drinking water). Additionally the nest and aviary must be cleaned and disinfected with a pyrethrin spray on the second day of S76 treatment. This treatment must be repeated each week for three weeks to break the life cycle of the mites.

S76 is safe for breeding birds.

Call or email us with your bird health question.

770-939-4531

webmaster@ladygouldianfinch.com

don't let the mites bite

Improve your birds' health, rid them of freeloading parasites.

Dr Rob Marshall's S76 is the first choice for

airsac mite treatment

in the drinking water or on the skin.



Call for your Free Catalogue

770-939-4531

They trust in your care...



You can trust in ours.

From probiotics to vitamin blends, Morning Bird Products feature a full range of therapeutic and nutraceutical supplements for the care and treatment of birds. You can trust that the quality we put into our products will support and supplement the loving attention that your birds are getting from you. **Visit our website to find a retailer near you.**



Morning **BIRD**
BIRD CARE PRODUCTS

www.morningbirdproducts.com



Oceania Finches and Avian Supplements

*Breeders of Quality, Healthy
Lady Gouldian & Owl Finches*



Oceania Finches were featured breeders in issue #8 of Just Finches & Softbills



Pacific Northwest Distributors of products from the following fine companies:



Twin Beaks Aviary®
Herb Salad

Oceania Finches & Avian Supplements

Jason & Michelle Senior

Located in Sherwood, Oregon

(503) 625-9551 (before 7pm PST please)

oceaniafinches@yahoo.com

http://www.oceaniafinches.com

EMERALD ISLE AVIARIES

313-247-5900 or spkennel@aol.com OR 269-641-7209

SOFTBILLS

Yellow Hooded Blackbirds \$220 pr - red-legged honeycreepers \$500 pr
yellow-legged honeycreepers \$500 pr - turquoise tanager \$200 ea

AUSTRALIAN FINCHES

Gouldian Finches: normal; red-headed; black headed & orange headed \$70 ea
Gouldian - white-chested \$75 ea - yellow \$100 ea - blue \$175 ea - silver (males only) \$175 ea
Diamond Firetail - normal \$80 ea - Diamond Firetail - silver \$275 ea
Cherry Finch - normal \$75 ea - Cherry Finch - Fawn \$80 ea
Star Finch - normal \$120 pr - isabel \$140 pr - yellow face \$140 pr - yellow face isabel \$150 pr
Painted Finch \$225 ea - Masked Grassfinch \$125 ea
Shafttail - Fawn \$50 ea - normal \$50 ea - cream - \$100 ea - creamino \$100 ea
Owls - \$70 ea - Red-headed Parrotfinch - normal \$125 ea - Bluefaced Parrotfinch - \$110 ea

AFRICAN FINCHES

Blue-capped Cordon Blue - \$100 pr - Rosy-rumped Waxbills \$25 ea - Bronze-winged Mannikin \$10 ea
Pearl-headed Amadine \$60 ea - Pintailed Whydah - uncolored \$25 ea - in full color males \$70 ea
Orange Bishop Weaver - uncovered \$8 ea - colored \$30 ea Abyssinian Crimsonwing \$140 pr
yellow rumped grey singers \$60 ea

ASIAN FINCHES

Indian Silverbill \$15 ea - Spice Bird \$8 ea
Java Sparrow - white \$30 ea - Java Sparrow - Silver \$150 ea (waiting list on these)

SOUTH AMERICAN FINCHES

Hooded Siskins \$90 ea - Golden Billed Grosebeak \$200 pr - Blue backed Grassquit \$80 pr
rufous collared sparrow \$40 ea - collared warbling finch \$40 ea - red crested finch \$300 pr
peruvian meadow lark \$300 pr

EUROPEAN FINCHES

European Goldfinch \$50 ea - European Siskin \$60 ea

Society Finches

Societies - black/brown \$30 ea - chocolate \$20 ea - grey \$30 ea - pearl \$45 ea

Quail

Button Quail - all colors - males \$5 ea females \$8 ea
Valley Quail \$10 ea - Gamble Quail \$10 ea - Elegant Quail \$50 ea - Mountain Quail \$50 ea

Doves

normal diamond doves \$15 ea - whitetail diamond doves \$20 ea
red diamond doves \$30 ea - pied diamond dove \$50 ea

Parrotlike

Redrumps - pied \$225 pr - cinnamon pied \$250 pr - opaline \$200 ea

Wanted mountain quail/elegant quail/mearns quail

Wanted all types of finches /canaries /Hook bills in quantities
contact Jim or Andrew at the above addresses

Shipping available airlines only on all finches canaries and Hookbills
USPS shipping available on Quail / Doves

2006/2007 NFSS Board of Directors & Appointed Officers

President— Ms. Sally Huntington

5634 Carnegie Street, San Diego, CA 92122
(858) 452-9423 sallych@san.rr.com

1st Vice President

Regional V.P.'s, Education
Mr. Wick Goss
91 North Road
Deerfield, NH 03037
(603) 463-3738
WicksBirds2@aol.com

2nd Vice President, Editor & Website Mgr.

Mr. Harry Bryant
37212 Butternut Ridge
Elyria, OH 44035
utuweb@aol.com

3rd Vice President

NFSS Finch/Softbill Save
Program/Census Mgr.
Mr. Daniel Gonzales
P.O. Box 3238
Hialeah, FL 33013
dpenguing@aol.com

4th Vice President - Judges

Panel/Standards/Research
Mr. Cecil Gunby
8121 Highway 54
Sharpsburg, GA 30277
cgunby@bellsouth.net

Liaison Officer

Club Delegates/Show Dates
Mr. Doug White
13013 311th Avenue SE
Sultan, WA 98294
white.douglas@lincoln.navy.mil

Band Secretary

Ms. Paula Hansen
2234 Juneau Court South
Salem, Oregon 97302
(503) 581-8208
pjhansen@earthlink.net

President Emeritus

Mr. William Parlee
631 Talcottville Rd, Apt. 4N
Vernon, CT 06066
(860) 569-0200
billhtfdct@aol.com

Region 1 V.P. (Northeast)

Mr. Bob French
90 Myrtle Ave #515
Whitman, MA 02382
(781) 447-3112
bobfrenchnfss@gmail.com

Region 2 V.P. (Southeast)

Mr. Ron Castaner,
13396 58th Court North,
Royal Palm Beach, FL 33411
(561) 792-6794
finches@bellsouth.net

Region 3 V.P. (Mid-Central)

Mr. Jim Heffernan
780 Fairwood St.
Inkster, MI 48141
(313) 247-5900
Tielnmore@aol.com

Region 4 V.P. (Midwest)

- Vacant -

Region 5 V.P. (Mountain)

Mr. Terry Lane Cox
7126 East Princeton Place
Tucson, AZ 85710
(520) 296-4949
fetchafinch@cox.net

Region 6 V.P. (Pacific Coast)

Raspberry
9127 NE Thompson
Portland, Oregon 97220
503-233-4274
raspberry@iinet.com

Region 7 V.P. (Caribbean)

Mr. Roberto Rosa
HC09 Box 59752
Caguas, P.R. 00725-9257
(787) 505-9373

Region 8 V.P. (Canada)

Mr. Alfred Mion
1619 Pillette Rd, Windsor,
Ontario, Canada N8Y 3C4
(519) 948-6398
julianne@mnsi.net

Membership Dir. (Pro-Tem)

Ms. Cathy Luttrell
1029 Hicksmil Dr
Marietta, GA 30060
(678) 608-7229
cathyluttrell@gmail.com

Executive Secretary

Mr. Jim Heffernan
780 Fairwood St.
Inkster, MI 48141
(313) 2475900
Tielnmore@aol.com

FinchShop Manager

- Vacant -

Treasurer (Pro Tem)

Mr. William Parlee
631 Talcottville Rd, Apt. 4N
Vernon, CT 06066
(860) 569-0200
billhtfdct@aol.com

Awards Manager

Bob Peers
1412 Spruce Ln.
Westmont, IL. 60559
(630) 960-2562
r.peers@comcast.net

Advertising & Promotions

Ms. Cathy Luttrell
1029 Hicksmil Dr
Marietta, GA 30060
(678) 608-4429
ccwkl@msn.com

Moderator, NFSS Forums

Mr. John Wilson
San Francisco, CA 94110
jwilson153@aol.com

NFSS Panel of Judges 2006

Nizam Ali

135-11 114th Street
South Ozone Pk, NY 11420

Charles Anchor

12384 Laurel Lane
Huntley, IL 60142
Phone: 847-515-1090

Laura Bewley

3538 S. 65 W. Avenue
Tulsa, OK 74107
Phone: 918-446-3999
lbewley@yahoo.com

Clarence Culwell

250 Horseshoe Drive
Springtown, TX 76082
Phone: 817-220-5568
COculwell@myfam.com

Dr. Al Decoteau

P.O. Box 546
Hollis, NH 03049
Phone: (603) 672-4568
spbe1@aol.com

Julie R. Duimstra

618 North Nesmith Ave.
Sioux Falls, SD 57103
Phone: 605-332-5054

Cecil Gunby

NFSS Panel Director
8121 Route 1, Hwy. 54
Sharpsburg, GA 30277
Phone/Fax: 770-254-1261
cgunby@bellsouth.net

Annette Howard

P.O. Box 404
Salem, OH 44460
Phone: 330-337-7654
annettehoward@sbcglobal.net

Sally Huntington

5634 Carnegie Street
San Diego, CA 92122
Phone: 858-452-9423
sallych@san.rr.com

Joseph Krader

2910 Alps Road
Corona, CA 92881
Phone: 909-272-6525

Dale Laird

P.O. Box 2459
Goldenrod, FL 32733
Phone: 407-657-7989
Jlaird2@cfl.rr.com

Armando Lee

1025 SE10th Sreet
Cape Coral, FL 33990
Phone: 239-242-7675
Fax: 239-242-0333
alee@swfla.rr.com

Dennis J. Lewis

7446 Glasgow Road
Brooksville, FL 34613
Phone: 352-596-3376
dennis_14519@msn.com

Brian Mandarich

4743 E. Hedges Avenue
Fresno, CA 93703
Phone: 559-255-6508

Conrad Meinert

1212 E. 300 South
Warsaw, IN 46580
Phone: 574-269-2873
BirdmanofWarsaw@
kconline.com

Marion (Miki) Spartzak

945 Rosedale Avenue
Baltimore, MD 21237
Phone: 410-687-8915
mjs5295@comcast.net

Laura Tinker

31 Grape Hollow Road
Holmes, NY 12531
Phone: 845-855-2662
laura.tinker.b@bayer.com

Patrick Vance

18175 Avilla
Lathrup Village, MI 48076
Phone: 248-443-0643
spartanfinchman@cs.com

Christine Voronovitch

38 Liberty Street
Manchester, CT 06040
Phone: 860-649-8220
lbybeagle@aol.com

Jerri Wiesenfeld

2379 Water Bluff Drive
Jacksonville, FL 32218
Phone: 904-714-2133
jerrisjvas@aol.com

Martha Wigmore

18913 Boston Street NW
Elk River, MN 55330
Phone: 763-241-0071
newdlwig@mindspring.com

Paul S. Williams

101 Linden Drive
Eufaula, AL 36027
Phone: 334-687-1713
pwilliams@eufaula.rr.com

NFSS Affiliated Clubs/Events

For information on affiliating your club with NFSS, Please contact:

Mr. Doug White
13013 311th Avenue SE
Sultan, WA 98294
white.douglas@lincoln.navy.mil

or fill out the Affiliation Agreement located in the Journal
 or the NFSS website - <http://www.nfss.org/clubs/clubmain.html>

REGIONAL CLUBS

SOUTHEAST BIRD FANCIERS [SOUTHEAST U.S.]

DELEGATE Ginny Allen, (334)] 749-7168; gndallen@earthlink.net
MEETINGS 1st Sat - June, Sept.; 2nd Sat - Dec, Atlanta Farm Mkt
WEBSITE <http://members.tripod.com/sebfg/sebf.htm>

ALABAMA

CENTRAL ALABAMA AVICULTURAL SOCIETY

DELEGATE Margie Lanier, (334) 567-4073; margielanier@yahoo.com
MEETINGS 2nd Sunday of month: 2:30 p.m.
 Montgomery Zoo Education Building: Montgomery, AL
WEBSITE www.caasociety.com
SHOW/EVENT Bird Fair & Show, Sept 2-3rd, 2006
 Quality Inn and Suites Governor's House Conference
 Center, 2705 East South Blvd Montgomery, Al
 Judge: Conrad Meinert (Sat) - Annette Howard (Sun)
 Information contact: Ted Sexton, (256) 892-3072 or
tedsexton@bellsouth.net

CANADA

DURHAM AVICULTURAL SOCIETY [ONTARIO, CANADA]

DELEGATE Alfred Mion, email: julianne@mnsi.net
MEETINGS 2nd Tuesday of month: Rotary Park Pavilion, Ajax, Ontario
CLUB WEBSITE www.birdclub.ca
SHOW DATES September 16-17, 2006
JUDGE Vince Moase
LOCATION Pickering Recreational Complex; Valley Farm Road,
 Pickering, Ontario, Canada
SHOW MANAGER Sandy McCall, 613-475-4226, showmanager@birdclub.ca

ESSEX-KENT CAGE BIRD SOCIETY [WINDSOR, ONTARIO]

DELEGATE Julianne & Alfred Mion, (519) 948-6398; julianne@mnsi.net
MEETINGS Monthly: alternating members' homes
CLUB WEBSITE www.essexkentcbs.com
SHOW/EVENT October 13-14-15, 2006, Fogolar Furlan Udine Bldg, 1800
 EC Row, North Service Rd, Windsor, Ontario

NFSS Affiliated Clubs/Events

CALIFORNIA

CENTRAL CALIFORNIA CAGE BIRD CLUB [Modesta]

DELEGATE Naomi Cisper, (209) 957-3117
WEBSITE <http://www.ccasbirds.org/>

FINCH SOCIETY OF SAN DIEGO COUNTY [San Diego]

DELEGATE Mary Hibner, (858) 549-3705; mary37@yahoo.com
CLUB WEBSITE <http://www.sandiegofinchsociety.com>

WEST COAST ZEBRA & SOCIETY FINCH CLUB

DELEGATE Raspberry, (503)-233-4274; Raspberry@europa.com
CLUB E-MAIL Raspberry@europa.com

FLORIDA

EXOTIC BIRD CLUB OF FLORIDA [Palm Bay]

DELEGATE Timothy McCormick, email: donglo57@bellsouth.net,
MEETINGS 2nd Sunday of month: 1275 Culver Road, Palm Bay
CLUB WEBSITE <http://exoticbirdclubofflorida.homestead.com/index.html>
SHOW/EVENT Bird Auction - October 8, 2006
SHOW LOCATION Palm Bay Senior Ctr, 2175 Culver Rd, Palm Bay, FL 32905
INFORMATION Yvonne Weir 321-452-0706

SUNCOAST AVIAN SOCIETY [Clearwater]

DELEGATE Mari Howard, (727) 726-6864; whoward7@tampabay.rr.com
MEETINGS 1st Sunday/month: Leisure World Mobile Home Pk,
 Clearwater, FL
CLUB E-MAIL whoward7@tampabay.rr.com;
CLUB WEBSITE www.suncoastaviansociety.org

TREASURE COAST EXOTIC BIRD CLUB [Stuart]

DELEGATE Timothy McCormick - email: donglo57@bellsouth.net

ILLINOIS

GREATER CHICAGO CAGE BIRD CLUB [Elmhurst]

DELEGATE Barbara Branston, (708) 562-6787, secretary@gccbc.org
MEETINGS 3rd Friday of month: no meeting in November.
 American Legion Hall: Butterfield Road, Elmhurst.
CLUB WEBSITE www.gccbc.org
SHOW DATE NATIONAL CAGE BIRD SOCIETY SHOW
 November 16-18, 2006
EVENT LOCATION Renaissance Schaumburg Hotel & Convention Ctr, Thoreau Drive,
 Schaumburg, IL 60173

NFSS Affiliated Clubs/Events

IOWA

MID-AMERICA CAGE BIRD SOCIETY [Des Moines]

DELEGATE John Thielking, (515) 278-9159; thielking@iowalink.com
MEETINGS 4th Sun: Des Moines Botanical Ctr, 909 Robert D Ray Dr.
CLUB WEBSITE www.macbs.org
SHOW DATE October 7, 2006
JUDGE Martha Wigmore
SHOW LOCATION Best Western Des Moines North, 5055 Merle Hay Rd, Johnston, IA 50131
SHOW MANAGER John Thielking (see above)

KANSAS

GREATER KANSAS CITY AVICULTURAL SOCIETY (Kansas City, MO)

DELEGATE John Thielking, (515) 278-9159; thielking@iowalink.com
Club Meeting 2nd Sunday of month, Coronation of Our Lady Church, Grandview, MO
Club Website: http://www.gkcas.org
SHOW DATE Mid America Cage Bird Society Show - October 7, 2006
Event: ("Feather Fair" Show & Mid America Cage Bird Society All Bird Show)
SHOW LOCATION 5055 Merle Hay Rd, Des Moines, IA
 judging starts at 10:00 AM - Admission is free & open to public
SHOW MANAGER John Thielking, (515) 278-9159; thielking@iowalink.com

LOUISIANA

CAJUN CANARY & FINCH CLUB [New Orleans]

DELEGATE Meade Phelps, 504-615-4638 neworleansmeade@cox.net
MEETINGS 2nd Monday of the month 7:30pm St. Augustine's Episcopal Church Metairie, La. 70002
SHOW DATE Cajun Canary & Finch Big Bird Show & Bird Mart: December 9-10, 2006
JUDGE Clarence Culwell
SHOW LOCATION VFW Hsll, 3314 Richland Ave, Metairie, LA. 70002
INFORMATION Meade Phelps, 504-615-4638 neworleansmeade@cox.net

MARYLAND

BALTIMORE BIRD FANCIERS, INC. [Baltimore]

DELEGATE Robert Mehl, (210) 581-7955; Robertmehl@verizon.net
MEETINGS Towson Public Library
CLUB E-MAIL baltimorebirdfanciers@verizon.net
CLUB WEBSITE http://www.baltimorebirdfancier.org

NFSS Affiliated Clubs/Events

MICHIGAN

GREAT LAKES ZEBRA & SOCIETY FINCH CLUB [Livonia]

DELEGATE Jim Heffernan, 780 Fairwood St, Inkster, MI, (313) 247-5900
SHOW/EVENT Great Lakes Zebra & Society Finch Specialty Show, August 26, 2006, Quality Inn, Plymouth Rd, Livonia, MI

MINNESOTA

CANARY CLUB OF MINNESOTA [Des Moines]

DELEGATE Jeanne Murphy, (651) 459-5787, email: pinataminatures@yahoo.com
CLUB WEBSITE canaryclub.su.com
SHOW DATE Annual Canary and Finch Show - October 7, 2006

MISSOURI

GREATER KANSAS CITY AVICULTURAL SOCIETY (Kansas City)

DELEGATE Anthony Day (816) 731-1464; terryshelia@abcglob.net
CLUB WEBSITE www.gkcas.org
SHOW/EVENT Bird Show - October 21, 2006
JUDGE Dr. Al Decoteau
LOCATION Holiday Inn Kansas City Sports Complex, 4011 Blueridge Cutoff, Kansas City, MO
CONTACT Anthony Day (816) 731-1464; terryshelia@abcglob.net

NEW HAMPSHIRE

BIRDS OF A FEATHER AVICULTURAL SOCIETY [Manchester]

DELEGATE Ray Schwartz, 603-362-6106 or Prismsdad@aol.com
MEETINGS 2nd Monday of the month in Villa Crest Retirement Center
CLUB EMAIL editor@boaf.com
CLUB WEBSITE www.boaf.com
SHOW DATE Fall Show & Bird Mart: October 28, 2006
JUDGE Dr. Al Decoteau
SHOW LOCATION Wayfarer Convention Center, 121 South River Rd, Bedford, NH 03110
INFORMATION Ray Schwartz, 603-362-6106 or Prismsdad@aol.com

NEW YORK

ASTORIA BIRD CLUB (Brooklyn)

DELEGATE Dan Griffin (917) 741-3124; email: dgriffi1@yahoo.com
SHOW/EVENT Bird Show - November 14, 2006
JUDGE TBA
LOCATION 9401 Seaview Avenue, Brooklyn, NY
CONTACT Dan Griffin (917) 741-3124; email: dgriffi1@yahoo.com

NFSS Affiliated Clubs/Events

NEW YORK (Continued)

EMPIRE FINCH & CANARY CLUB [West Hempstead]

DELEGATE John Lund, (516) 564-4692; irmanperez@aol.com
MEETINGS 1st Thursday of month: 8:00 p.m., Averill Blvd Park, Elmont
SHOW/EVENT November 11, 2006; St. Mark's United Methodist Church, 200 Hempstead Ave, Rockville Center, NY 11570

NEW YORK FINCH & TYPE CANARY CLUB [New York]

DELEGATE Stan Kulak, (718) 967-6899; barstand@aaahawk.com
MEETINGS 2nd Sunday of month, except July & August
CLUB WEBSITE www.newyorkfinch.com
SHOW DATE October 21, 2006
JUDGE TBA
SHOW LOCATION St. Jude School: Gyne Hall, 1677 Canarsie Road, 9401 Seaview Ave. [same building] Brooklyn
SHOW MANAGER Stan Kulak, (718) 967-6899 (see above)

NORTH CAROLINA

RALEIGH-DURHAM CAGE BIRD SOCIETY [Raleigh]

DELEGATE April Blazich, (919) 851-8079; aprilb@bellsouth.net
MEETINGS 3rd Sunday of month: Glen Eden Pilot Park, Glen Eden Dr., Raleigh, NC
CLUB WEBSITE www.rdcbs.org

OREGON

EASTSIDE FINCH CONNECTION [Portland]

DELEGATE KJ & Linda Brown, (503) 266-7606, JeepersPeepers55@aol.com
SHOW/EVENT Finch Show - November 11-12, 2006
JUDGE Julie Duimstra
LOCATION National Guard Armory, 500 NE Division St, Gresham, OR
CONTACT Linda Brown, 503-266-7606, JeepersPeepers55@aol.com

PUERTO RICO

ASOCIACION DE CRIADORES DE FINCHES DEL ESTE [Cagues]

MEETINGS First Sunday of month
DELEGATE Victor Cordero, (787) 893-7723; denise805@hotmail.com

TENNESSEE

MIDDLE TENNESSEE CAGE BIRD CLUB [Nashville]

DELEGATE Ninez Giles, 615-297-2281, nineze@juno.com
MEETINGS 3rd Sunday of month: 1:00 p.m., Donelson Senior Center, Donelson
CLUB WEBSITE www.middletennesseecagebirdclub.com
SHOW/EVENT Club Fair, Show & Sale - October 14-15, 2006
LOCATION Tennessee State Fairgrounds, Annex Bldg, Nashville Tn
JUDGE Annette Howard
SHOW MANAGER Wilma Crawford, 615-890-6906, tnma28@comcast.net

NFSS Affiliated Clubs/Events

TENNESSEE (Continued)

SOUTHEAST TENNESSEE AVICULTURAL SOCIETY

DELEGATE Susan Murphy - email: suern0909@bellsouth.net
SHOW/EVENT NFSS Region 2 Bird Show - Sept. 23-24, 2006
JUDGE Cecil Gunby & Annette Howard
LOCATION George R. Stuart School, 20th Street NW @ Keith Street,
 Cleveland, TN
CONTACT Lisa Murphy (423) 263-0483; wlmurphy@usit.net

TEXAS

ALAMO EXHIBITION BIRD CLUB INC. [New Braunfels]

DELEGATE Tom Neeley, (210) 645-9125; president@aebc.org
MEETINGS 4th Sunday of month, 3:00 p.m.: Becker CPA Center
 8033 Pinebrook, San Antonio
CLUB WEBSITE www.aebc.org

FORT WORTH BIRD CLUB (Fort Worth)

DELEGATE Clarence Culwell - email: coculwell@myfam.com
CLUB E-MAIL janiceeandroy03@vearthlink.net
CLUB WEBSITE www.fwbs.org
SHOW/EVENT Bird Show - September 23, 2006
JUDGE Clarence Culwell
LOCATION Grapevine Convention Center, 1202 South Main,
 Grapevine, TX
CONTACT Jerry Cason (817) 237-5867; jerrycason@mindspring.com

TEXAS BIRD BREEDERS (Temple)

DELEGATE Clarence Culwell - email: coculwell@myfam.com
CLUB WEBSITE www.texasbirdbreeders.org
SHOW/EVENT Bird Show - November 4, 2006
JUDGE Paul Williams
LOCATION Mayborn Convention Center, Temple, TX
CONTACT Barbara Irwin (817) 572-6262

VIRGINIA

PENINSULA CAGED BIRD SOCIETY [Hampton]

DELEGATE Julie Mitchell, 757-898-8397, email: alna@cox.net
MEETINGS 3rd Sunday each month @ 2 pm, Thomas Nelson
 Community College, Moore Hall
CLUB WEBSITE www.birdclubsva.org
SHOWS/EVENTS Bird Marts:
 more info: www.birdclubsva.org
Annual Bird Clubs of Virginia Convention:
 more info: www.birdclubsva.org

NFSS Affiliated Clubs/Events

WASHINGTON

CASCADE CANARY BREEDERS ASSOCIATION [Seattle]

DELEGATE Janel C. Johnson, (425) 226-8899; katbird57@aol.com
MEETINGS 3rd Sunday of month, 1:00 p.m.
Keppler's Feed: 16442 S.E. Renton-Issaquah Road, Renton
CLUB WEBSITE www.cascadecanarybreeders.org
SHOW/EVENT Nov. 25, 2006, Evergreen State Fairgrounds, Monroe, WA

WISCONSIN

CENTRAL WISCONSIN CAGE & WILD BIRD CONNECTION [Pittsville]

DELEGATE Darla Dandre, 708-699-5325, Dbirdranch@yahoo.com
MEETINGS 1st Saturday of month: alternating members' homes
CLUB WEBSITE <http://www.cwwcbc.us/bc> and
<http://groups.yahoo.com/group/centralwisbirds/>

ARE YOU MOVING?

If you are planning to move, please contact our Membership Director Cathy Luttrell and give her your new address.

Telling the Post Office that you want your mail forwarded often doesn't do the job. Magazines fall into a separate category "Periodical Postage" and are often not included in your forward order.

We mail your magazine to the address that you provided to us when you joined, and we receive too many Journals back marked "Undeliverable" or "No such address."

So please let us know your new address promptly so you will get uninterrupted delivery of your Journal.

Ms. Cathy Luttrell
1029 Hicksmil Drive, Marietta, Ga 30060
(678) 608-7229
cathyluttrell@gmail.com

Exotic Finch Loft

33 E. Central Ave., Miamisburg, OH 45342 • 937-847-9765

We Stock the Birds That We Advertise!

www.exoticfinchloft.com

Please check our website or call for weekly update of current inventory. Prices listed are per bird.

Parrot Finch, Red Head	\$135	Red Ears Waxbill.....	\$35
Parrot Finch, Blue Face	\$120	Spice	\$18
Parrot Finch, Forbes	\$150	Society, Brown or Fawn	\$12
Parrot Finch, Pintail	\$125	Zebra, Gray or Fawn	\$12
Peters Twinspot.....	\$ 95	Normal Gouldians	\$95
Dybowski Twinspot.....	\$ 95		
Blue Cap Cordon Bleu	\$ 70	Canaries	
Red Face Crimson Wing	\$ 95	American Singer (male)	\$80
Shafttail, Gray.....	\$ 65	American singer (hen).....	\$60
Shafttail, Fawn.....	\$ 75	Red Mahogany.....	\$95
Star, Red Face	\$ 65	German Roller.....	\$85
Star, Yellow Face	\$ 75	Red Mosaic	\$95
Silverbill, Grayhead	\$ 70	Yellow Mosaic	\$95
Owl or Bicheno	\$ 80	Gloster.....	\$90
Diamond Firetail	\$ 95	Raza Espanola	\$95
Masked	\$105	Fife Fancy	\$75
European Goldfinch	\$ 65	Red Factor	\$95
Orange Cheek Waxbill.....	\$ 35	Lizard.....	\$95

Prices are subject to change.

We accept major credit cards, money orders and checks. Birds can be Shipped via USPS Express Mail. The cost of this service is \$35 per container of birds. Minimum order of \$100 + shipping charges.

Free shipping for USPS orders over \$500.

The Exotic Finch Loft is a bird store located in southwest Ohio, selling finches and canaries exclusively. We have over 800 birds in stock representing 25 species of finch and 10 types of canary.

Our store hours are noon to 7 pm EST, Monday through Saturday
1 pm to 5 pm Sunday).

If you are visiting this part of the country – we are just south of Dayton. Stop in and see our huge inventory of birds. We also offer tours of our breeding room.

Discounts Available for Larger Orders

NFSS AFFILIATION AGREEMENT

Please fill out this form in its entirety.

Club Name: _____
Club City: _____ State _____
Club Meeting Dates and Location: _____

Club Delegate to NFSS: _____
Address: _____
*Phone: _____ *Email: _____

Delegate's Signature: _____
Club Officer: _____

Address: _____
*Phone: _____ *Email: _____

Club Email: _____ Club website address: _____
Please indicate to whom we should mail the Journal.

Name: _____
Address: _____

Please list your club events to be posted in the NFSS Journal.
Event: _____

Date: _____ Location: _____
Contact: _____ Email: _____

(Please list additional info & events on another piece of paper)

SHOW INFORMATION

*Date: _____ Judge: _____

*Location & address: _____

*City: _____ State: _____ Zip: _____

*Show Manager: _____

*Phone: _____ *Email: _____

*Other Divisions: _____

REGIONAL SHOW APPLICATION

Is your club interested in hosting your area NFSS regional show this year?

YES ___ NO ___ Has your club ever hosted a regional show?

YES ___ NO ___ If YES, what year(s) _____ Date of your 2006 show _____

Why would you like to host an NFSS Regional show? _____

(*NFSS may use this information in the NFSS Journal and on its website.)

Affiliation Fee is 30.00 - Please make check payable to NFSS and mail to:

**NFSS AFFILIATIONS
C/O Douglas White
13013 311th Ave SE
Sultan, WA 98294**

NFSS MEMBER and NON-MEMBER ORDER FORM

Split Plastic Band Choices: Red, Dk Green, Lt Green, White, Pink, Black, Purple, Yellow, Orange, Dk Blue, Lt Blue **MINIMUM ORDER \$5.00**

SPLIT PLASTIC BANDS - \$1.50 PER STRING OF 10 BANDS

INDICATE QUANTITY BELOW AND COLOR

XF	XCS	XCL	XB	X3	SUBTOTAL

NFSS MEMBERS ONLY *Closed traceable aluminum bands available in only the NFSS color of the year. Aluminum bands are engraved with initials NFS, Size Code, Yea & Number. There is no choice of number. All aluminum bands are recorded for permanent reference. Bands are ordered in strings of 10, same size. New members may order before receiving their membership number. Write "New" for an NFSS Member #. Orders are processed weekly as received. Please, no mail requiring signatures.*

The banding and marking of wild birds is very tightly regulated by the Federal government. It is illegal to use ANY band on a bird that is released to the wild except a Federal band issued by US Fish and Wildlife.

ALUMINUM BANDS - \$3.25 PER STRING OF 10 BANDS

INDICATE QUANTITY BELOW

A	B	C	D	E	G	J	K	L	M	R	S	T	SUBTOTAL

If you choose not to include this sum, NFSS will NOT be responsible for replacements.

POSTAL INSURANCE
 Under \$50.00 - \$1.35
 \$50.00 to \$100.00 - \$2.25
 Over \$100.00 - \$3.25 _____

HANDLING FEE \$2.00 _____

PLASTIC & ALUMINUM SUBTOTAL _____

TOTAL _____

BANDS FOR YEAR: _____ **NFSS MEMBER #:** _____

NAME: _____

ADDRESS: _____

CITY/STATE/ZIP: _____

E-MAIL: _____

PAYMENT PAYABLE TO NFSS
MAIL TO: Paula Hansen, 2234 Juneau Ct. S., Salem, OR 97302

The National Finch & Softbill Society Guide to Ordering NFSS Closed Leg Bands

- Size A: Gold-breasted Waxbill, Orange-cheeked Waxbill, Owl (Bicheno) Finch, Quail Finch, Red-eared Waxbill, Strawberry Finch, and other small waxbills.
- Size B: Black-cheeked Waxbill, Cordon Bleu, Cuban Melodious Finch, Fire Finch, Olive Finch, Rufous-backed Mannikin, Timor Zebra, Peales Parrot Finch.
- Size C: B&W Mannikin, Violet Eared & Blue-capped Waxbills, Purple Grenadier, Bronze-winged Mannikin, Cherry Finch, Green Singing Finch, Grey Singing Finch, Heck's Shafttail, Lavender Finch, Painted Finch, Pileated Finch, Pytilias, Red-headed & Forbes (Blue-breasted) Parrot Finches, Shafttail Finch, Silverbills, Star Finch, Red Siskin, Society (Bengalese) Finch.
- Size D: Blue-faced Parrot Finch, Lady Gouldian Finch, Chestnut-breasted & most smaller mannikins, most other Parrot finches, Pictorella Finch, Pintailed Nonpareil, most Twinspots, Yellow-rumped Finch, Standard Zebra Finch.
- Size E: Black-crested Finch, Diamond sparrow, European Greenfinch, Golden Song Sparrow, Nuns, Peter's Twinspot, Siskins, Spice Finch, European Goldfinch, European Zebra.
- Size G: Magpie Mannikin, Siberian Goldfinch, most larger mannikins, small tanagers.
- Size J: Pekin Robin, Silver-eared Mesias, most small softbills.
- Size K: Java Rice Birds, Red-crested Cardinal, Saffron Finch, Shama Thrush
- Size L: Diamond Dove, Mousebirds, other small doves, quail, softbills.
- Size M: Leaf Birds, Pagoda Mynah, large Sunbirds, Superb Starlings.
- Size R: Green/Purple Starlings.
- Size S: Indian Hill Mynah, Java Mynah, Ring-necked Dove, Toucanettes, White-tailed Jay.
- Size T: Small Hornbills, Plush-capped Jay, small Toucans, small Touracos.

Banding instructions are included with each order.

Guide to Ordering Open Plastic Leg Bands

- Size XF: Cordon Bleu, Fire, Orange-Cheeked, Red-Eared, Lavender, Blue Capped Waxbills, Owl, Cherry, Green & Grey Singers, Painted, Hecks & Masked Grassfinch, Gouldian, Most Parrot Finches, Zebra, Bengalese (Society), Stars.
- Size XCS: Nuns, Cutthroats, Diamond Firetails (Diamond Sparrows), most Twinspots, Siskins, (Canaries - Gloster, Fife, Miniature & Fancy).
- Size XCL: Red Faced Pytilia, Pekin Robin, (Canaries - Roller, Borders, Lizard, Norwich, Yorkshire, Red Factor).
- Size XB: Indian Shama, Diamond Dove, Chinese Painted (Button) Quail, Budgies, Grass Parakeets.
- Size X3: Lovebirds, Rosellas, Many Softbills.

CLASSIFIED ADS

CLASSIFIED RATES: \$4.00/Issue (Up to four lines of text). Free Classifieds to NFSS Finch/Softbill Save Program Members. Contact Cathy Luttrell, 1029 Hicksmill Drive, Marietta, GA 30060, (phone) 678-608-7229, email: ccwkl@msn.com

GOULDIAN FINCH BREEDING

COLONY FOR SALE: All colours, including a blue male. Over 40 birds. Many normals with combinations of red, black, orange head, many white breasted, and some yellows. Colony comes with five-plus pairs of Society finch fosters included. Excellent breeders, young birds, parent-raising well in colony set-up. Good gene pool mix with unrelated stock. These are quality birds! \$3,000 firm. Will ship. Call John at (509) 443-2505 or e-mail: cellofelow_8@hotmail.com.

FOR SALE: Star Finches (yellow faced, normals and peds), Shafttails (normals and fawns), Diamond Firetails, Lady Gouldians, show Societies (chocolate, fawns and whites) all NFSS banded. Taking orders for Spring hatch. Will ship. E-mail: studioone@cox-internet.com Darrin Hill, Species captain, Star and Shafttail finch, Finch & Softbill Save, NFSS.

FOR SALE - GOULDIAN FINCHES

Most all colors. Breeder & Exhibitor of Quality. Will Ship. Shirley Perkins, Portland, OR (503) 659-0229 or www.homestead.com/gouldian/

FOR SALE: Java Rice Finch cinnamon & split to cinnamon. Cinnamon \$40 Splits \$25 Contact No. (864) 882-2283

FOR SALE: Baby Black-cheeked Zebra's - \$15.00 & reg. \$10. small time breeder, may have to put order in! WI area # 608-212-8933 Peggy

WANTED: Black tailed Haw finches (any amount), male scarlet hooded blackbird and a male persa touraco. Aurelio Padron. (850) 929-4452 Email lafinca@digitalexp.com

WANTED: Fairy Bluebird and/or Red-crested Cardinals for breeding program. Contact Greg Bockheim (574) 233-4648; - Gregbockheim@aol.com



NFSS FINCH/SOFTBILL SAVE Information/Application Request

Name: _____

Address: _____

City: _____

State: _____ Zip: _____ Country: _____

Phone #: _____ E-Mail: _____

Mail Request to:

Mr. Daniel Gonzales, P.O. Box 3238, Hialeah, FL 33013



Membership Application

Name: _____

Dual Membership 2nd Name: _____

Address: _____

City: _____

State: _____ Zip: _____ Country: _____

Phone #: _____ E-mail: _____

New Member? _____ Renewal (List NFSS #) _____

How did you hear about us? _____

Membership Dues (Select One)

	<u>Single</u>	<u>Dual</u>	<u>Foreign</u>	<u>Junior</u>
1 Year:	\$30 <input type="checkbox"/>	\$35 <input type="checkbox"/>	\$35 <input type="checkbox"/>	\$10.00 <input type="checkbox"/>
3 Years:	\$85 <input type="checkbox"/>	\$99 <input type="checkbox"/>	\$99 <input type="checkbox"/>	
5 Years:	\$140 <input type="checkbox"/>	\$165 <input type="checkbox"/>	\$165 <input type="checkbox"/>	
Life:	\$1500 <input type="checkbox"/>	\$1740 <input type="checkbox"/>	\$1740 <input type="checkbox"/>	

Mail Application & Check Payable to NFSS:

Ms. Cathy Luttrell
1029 Hicksmil Drive, Marietta, Ga 30060
(678) 608-7229
cathyluttrell@gmail.com

NFSS SPECIAL ELECTION - 2006

Due to the resignation of three officers (Region 4 VP, Membership, and Treasurer) on the NFSS Board of Directors, Pro-Tem officers were appointed by the Board of Directors. These Pro-tem officers will serve until there is a special election.

The following NFSS members have been nominated to serve in those three positions. Each has submitted a resume stating their qualifications and experience for each of the offices.

REGION 4 VP: Laura Bewley

I am requesting your vote to represent the birders of Region 4. I have enjoyed showing and competing with many NFSS members in this region. The voice of Region 4 members is important to the board and I would be honored to cheer lead for the region. A member of NFSS since the mid 1980's and a NFSS judge since the late 1980's, I would like to serve as Region 4 V.P. My goals are to promote the clubs and shows of our region, support the members in our region, and connect NFSS to finch and softbill enthusiasts in the region. I want Region 4 members to be aware of and supported in business matters of the club. A region V. P. should encourage birders to join and support NFSS. I love finches! They are fun to watch, exciting to raise, and interesting to show. I grew up having finches and started raising and showing finches after college. A board member in my local bird club since the late 1980's, currently I hold the office of Oklahoma Cage Bird Society President. Our 26th show is this year. I am a past Region 4 Midwest V.P. According to my family, I am a volunteer nut and love working to include and involve people. I look forward to service to and with NFSS members.

MEMBERSHIP: Cathy Luttrell

I live in the Atlanta Georgia area with my husband, daughter and nearly 100 finches. My interest in birds began at age 9 when I brought home 2 budgies. In college, I expanded my interest from parrots to wild birds as I was unable to keep my pet birds due to housing issues. Once I bought my house several years ago, I finally got my first finches. At first they were pets, but I eventually discovered bird shows and thus my interest with NFSS began.

I am currently NFSS Journal advertising manager and hold the position of membership director as pro tem. However, I would like to continue the position on a permanent basis. I feel my organization skills, computer knowledge, and desire to meet new people are best suited for the position as membership director. Thank you for your consideration.

TREASURER: Lisa Murphy

I live in Etowah, Tennessee, which is between Knoxville and Chattanooga, with my husband of 34 years, Bill, my 15 year old grandson, Brent, dog Buffy and about 150 birds, most of which are finches.

I was first introduced to birds when a friend gave me a parrotlet for a gift. While at her house looking at Bird Talk magazine I saw a picture of a gouldian. I knew then that I would someday own one. To make a long story short, I now own/breed/exhibit about 150 finches.

I joined NFSS in 2001 and have been an active member ever since. I am also a member of the Finch Save program. My avicultural club activities include serving on the board, being the current show chairman, and officer in my local club and membership in two other bird clubs in Tennessee.

Professionally, I have been employed at several Nuclear Plants in Document Control, worked as a cashier and kept our household books for 34 years. I look forward to serving NFSS in anyway possible.

NFSS SPECIAL ELECTION - 2006

Due to the resignation of three officers (Region 4 VP, Membership, and Treasurer) on the NFSS Board of Directors, Pro-Tem officers were appointed by the Board of Directors. These Pro-tem officers will serve until there is a special election.

The following NFSS members have been nominated to serve in those three positions. Each has submitted a resume stating their qualifications and experience for each of the offices.

REGION 4 VP: Laura Bewley

I am requesting your vote to represent the birders of Region 4. I have enjoyed showing and competing with many NFSS members in this region. The voice of Region 4 members is important to the board and I would be honored to cheer lead for the region. A member of NFSS since the mid 1980's and a NFSS judge since the late 1980's, I would like to serve as Region 4 V.P. My goals are to promote the clubs and shows of our region, support the members in our region, and connect NFSS to finch and softbill enthusiasts in the region. I want Region 4 members to be aware of and supported in business matters of the club. A region V. P. should encourage birders to join and support NFSS. I love finches! They are fun to watch, exciting to raise, and interesting to show. I grew up having finches and started raising and showing finches after college. A board member in my local bird club since the late 1980's, currently I hold the office of Oklahoma Cage Bird Society President. Our 26th show is this year. I am a past Region 4 Midwest V.P. According to my family, I am a volunteer nut and love working to include and involve people. I look forward to service to and with NFSS members.

MEMBERSHIP: Cathy Luttrell

I live in the Atlanta Georgia area with my husband, daughter and nearly 100 finches. My interest in birds began at age 9 when I brought home 2 budgies. In college, I expanded my interest from parrots to wild birds as I was unable to keep my pet birds due to housing issues. Once I bought my house several years ago, I finally got my first finches. At first they were pets, but I eventually discovered bird shows and thus my interest with NFSS began.

I am currently NFSS Journal advertising manager and hold the position of membership director as pro tem. However, I would like to continue the position on a permanent basis. I feel my organization skills, computer knowledge, and desire to meet new people are best suited for the position as membership director. Thank you for your consideration.

TREASURER: Lisa Murphy

I live in Etowah, Tennessee, which is between Knoxville and Chattanooga, with my husband of 34 years, Bill, my 15 year old grandson, Brent, dog Buffy and about 150 birds, most of which are finches.

I was first introduced to birds when a friend gave me a parrotlet for a gift. While at her house looking at Bird Talk magazine I saw a picture of a gouldian. I knew then that I would someday own one. To make a long story short, I now own/breed/exhibit about 150 finches.

I joined NFSS in 2001 and have been an active member ever since. I am also a member of the Finch Save program. My avicultural club activities include serving on the board, being the current show chairman, and officer in my local club and membership in two other bird clubs in Tennessee.

Professionally, I have been employed at several Nuclear Plants in Document Control, worked as a cashier and kept our household books for 34 years. I look forward to serving NFSS in anyway possible.

THE NATIONAL FINCH AND SOFTBILL SOCIETY

Special Election Ballot - 2006

_____ NFSS Membership Number - This must be completed or the ballot will not be counted.

Due to the resignations of three officers on the NFSS Board of Directors, three members were appointed to fill these positions as Pro Tem Officers. The NFSS Bylaws provide for an election to permanently fill these positions. Article 5, Paragraph Five states:

In the event an Board may appoint a Pro Tem Officer. If less than 180 days remain until the next regularly scheduled election, the Pro Tem Officer will serve until that time. If more than 180 days remain until the next regularly scheduled elections, the Pro Tem Officer will serve until a special election is held.

Please complete the ballot below by making an X on the line and return this entire document in an envelope addressed to:

NFSS c/o Mrs. Ginny Allen
307 Brookwood Court
Opelika, AL 36801

ENVELOPES containing this ballot must be postmarked on or before September 30, 2006.

Region 4 Vice President: (Only members residing in the states of South Dakota, North Dakota, Minnesota, Iowa, Nebraska, Missouri, Oklahoma, and Texas may vote for this candidate.)

_____ State in which you reside if in Region 4

_____ Laura Bewley

_____ Write in Candidate _____

Membership Director:

_____ Cathy Luttrell

_____ Write in Candidate _____

NFSS Treasurer:

_____ Lisa Murphy

_____ Write in Candidate _____

A Varied Diet Improves Health

Insects are a natural nutrition source for nearly all birds at some point in their development. Our dried insects provide an easy way to add natural fats and trace nutrients.

One ounce of dried larvae is like 5 ounces of live ones - that's about 10,000 insects!

Whole dried insects can be stirred into seed mixes. Ground insect powder can be added to your homemade eggmeal, egg bread, or sprinkled over fruit.

Make our insects part of your birds' healthy diet.

FREE!!!

***Insect Samples,
FREE with any purchase!
A \$9.95 value—free*.***

Includes: 1 oz of whole dried pupae
1 oz of ground pupae

- 1 oz dried = 10,000 insects! •

*Offer good through December 31, 2005. Use discount code "NFSSFree" on our website.



Our insects provide the protein birds need!

Excellence in insect husbandry since 1976.

**Visit our website for
more premium...**

- Blended Diets
- Protein Supplements
- Dried Insects ▪ Live Insects



www.OregonFeederInsects.com

Sales@OregonFeederInsects.com

PO Box 714, Tillamook, OR 97141

Toll Free: 866-641-8938



37212 Butternut Ridge, Elyria, OH 44035

We cage 'em, You raise 'em™

The EuroCage™ is based on a design used by many European bird breeders. The cages can be used singly or in stacks of three high, covering an entire wall or room. The cages are light, sturdy, have powder-coated fronts and durable white plastic sides. These opaque sides are an important part of successful breeding; they separate the pairs so they can hear each other without seeing each other. Each unit can be equipped with a fluorescent light to show the birds to their best advantage. Nestboxes can be placed on a platform inside the cages which assures that banks of cages can be neatly fitted together. The design of the cage allows for maximum hygiene with minimum effort, and the high quality aluminum tubing is designed for a lifetime investment. Any questions...



CC **Corners Limited**
CUSTOM CAGING SPECIALISTS

Call 1.800.456.6780