

Journal of the

National Finch & Softbill Society

Volume 23, No. 3 May/June, 2006





Twin Beaks® Avianity's 


Herb Savary®

"Enable your bird's ability to self-medicate"

P.O. Box 365, Gratiot, WI 53541
608-968-1311 or 570-573-2909
sales@twinbeaksaviary.com
www.twinbeaksaviary.com



The best small bird breeding cages you can buy come from *Quality Cage Company*



Divided Breeder Cages

The "Gold Standard" of divided breeder cages! Three sizes available. Comes with *both* wire *and* metal cage dividers. Easily converts to a flight cage. Flip screen secures birds inside when tray is out; trays remove independently. Available in galvanized, or powder coat finishes. Can be stacked on an optional welded stand. **Fully Assembled.**



Quality Breeding Cages

Another favorite of breeders! These cages have two spring-loaded seed cup doors, a perch and two seed cups included. They are shipped **fully assembled**, and are available galvanized, or powder coated in white or black (as shown in photo). *Shown on optional stand.*

All new!

Quality Fostering Cage



This brand new Fostering Cage was designed for a top breeder. It integrates an inset, ABS plastic


nest box into the cage. It is available in galvanized, or can be powder coated for easy cleaning and longer life.

This cage comes complete with cups, perches and accessories. These cages can be stacked four-high in optional rack. **Fully assembled.**


Why Quality Cages are better ...



Strong double-clipped corners. Safe smooth-finished edges.



Long-life heat-treated latches and springs.



Rolled, hemmed edges for safety & easy cleaning.

With so many sizes and styles now available, call for a new catalog!

Quality Cage Company

5942 S.E. 111th Ave., Portland, OR 97266

Toll Free (888) 762-2336

(503) 762-2607

See us online at

www.qualitycage.com



Journal of the National Finch & Softbill Society

Publisher: The National Finch & Softbill Society - <http://www.nfss.org>

Editor: Harry Bryant, 37212 Butternut Ridge, Elyria, OH 44035 - utuweb@aol.com

Editorial Policy/Disclaimer: The Journal of the National Finch & Softbill Society is published bi-monthly by NFSS. The following deadlines normally apply to all aspects of the journal:

Deadlines for Submissions: 1st day of Jan, Mar, May, July, Sep, Nov.

NFSS members are encouraged to submit articles, drawings, and photographs. NFSS reserves the right to edit and/or reject all editorial, photographic, and advertising materials submitted for publication to the Journal of the National Finch & Softbill Society. Photographs, when submitted, shall become the sole property of NFSS and shall be subject to use in any and all NFSS programs.

NFSS-affiliated clubs have permission to reprint all articles unless marked, "All Rights Reserved". "All Rights Reserved" articles require the author's written permission and all "Reprinted by Permission of" articles require written permission from the originating source. Opinions expressed in articles and published in the Journal do not necessarily reflect the opinions of the Editor, NFSS, or its Board of Directors.

Advertisements in the Journal are not endorsed by NFSS unless stated otherwise. NFSS assumes no responsibility for advertisers' claims or the quality of their products or services.

Copyright 2006 - The National Finch and Softbill Society

Advertising Rates

Inside Covers (color) \$45.00/Issue or \$225.00/Year; Full Page 30.00/Issue or \$153.00/Year; Half-Page \$20.00/Issue or \$102.00/Year; Quarter-Page \$10.00/Issue or \$51.00/Year. Contact Cathy Luttrell, 1029 Hicksmill Drive, Marietta, GA 30060, (phone) 678-608-4429, email: ccwkl@msn.com

NFSS Mission Statement

The National Finch & Softbill Society is dedicated to the introduction of the enjoyment of keeping and breeding Finches and Softbills to all interested parties, enhance the knowledge of our members in keeping and care of these birds, encourage breeding programs, and cooperate with organizations for the preservation of aviculture in this country.

**On the
Cover**

This issue's cover is of a hen White-Spotted Mannikin
(*Lonchura leucosticta*) taken by Ashley Gibson.

Copyright by Ashley Gibson.

In this Issue

NFSS Editor's Comments - Harry Bryant 4

NFSS President's Message - Sally Huntington 5

Finches in Aviculture (The Rufous-backed Mannikin) - Robert Black 6

White-Spotted Mannikins (Lonchura leucosticta) - Margaret Morrison . . . 15

Owen O'Reily - The Belfast Birdman - Shelley Ortman 20

Raising the Brown Twinspot (Clytospiza monteiri) - Harry Bryant 25

Little Green Singers (Serinus mozambicus) - Nancy D. Ingram 36

NOTICE - Vacant NFSS Officer Positions 39

NFSS 2006 2nd Quarter Minutes 44

Another View on CFW's - Charles Anchor 47

NFSS 2006/2007 Board of Directors/Appointed Officers 51

NFSS 2006 Panel of Judges 52

NFSS Affiliated Clubs/Events 53-56

NFSS FinchShop 57-60

FORMS! Affiliation/Bands 63-65

Classified Ads/FSS Application 66

Membership 68

LETTER TO THE EDITOR

Dear Editor:

I would like to see the NFSS publish a list of member breeders and what species they have for trade or sale. I think many of us in small towns are so isolated that we have trouble finding unrelated birds for our breeding programs. I raise Red-cheek Cordon Bleus and Little Green Singers and don't see them for sale anymore at bird marts, shows, or in bird magazine ads.

Nancy D. Ingram

Nancy

What you are describing is (was) our annual census. Several years ago, it was published and listed the species, breeder and contact information. Unfortunately (at least in my opinion), it was published last year in a graph format and did not show any contact information. Perhaps the person in charge this year (the 3rd VP), will decide to go back to the old format.

Harry Bryant - NFSS Editor

**- - - - Do you have an Opinion? - - - -
Write the Editor**

EDITOR'S COMMENTS

The other day I received a copy of a letter that one of our members had sent to our Membership Director, and since it dealt with a problem that we all may experience from time to time, at least if we participate in an online "chat room", I decided that I would dedicate this column to the subject.

Apparently, this member had been offended because some of the people in our chat room were being "angry, abusive and unprofessional" towards each other.

Well, guess what? I have to agree! At times a chat room can seem like a very forbidding and unfriendly place, especially if you have just joined. Being part of an online chat group can be hard and email is not always for the faint of heart. Email messages often come across as being rude and unprofessional, especially when you do not personally know the person who is sending the message. Since you cannot see the sender's face, it is sometimes hard to know how to interpret an email message. Even though an email might not be meant to be "aggressive", it is often interpreted that way.

However, there is no requirement that a NFSS member has to participate in the chat rooms. The NFSS chat rooms were originally set-up with the intent that our members could discuss bird-related issues, and the more "experienced" members could help out and answer questions from the less experienced members. However, disagreements do sometimes occur because everyone has different views and opinions. It even seems to me sometimes that the chat rooms have morphed into local "coffee claches", which I guess is understandable, because a chat room will always take on the "personality" of its most frequent participants.

My main point is that to be a successful chat room participant, you have to 1) Not take things personally, 2) Always keep your messages civil and do not attack other members, even though their views may differ from yours, and 3) If you find the messages disturbing or offending, either delete them, or take a "time out" for a while. Another helpful hint (that I do) is to sign up to receive the "daily digest" from the chat room, which means you will receive the messages in one condensed email every day, and you will avoid all of those emails popping up, making you feel like you have to answer them at once.

Another thing, the member who wrote in decided that the cure to this would be to not renew their membership. Apparently, that person did not understand that NFSS is much more than just a "chat room". It is a worldwide organization of finch & softbill enthusiasts, with such benefits as a bi-monthly journal and very informative website.

Harry Bryant
NFSS Editor



NFSS President's Message

May/June 2006

De Ja Vu ... Remember the bio-security for Exotic Newcastle Disease? Good... because it looks like we'll need to practice biosecurity again. Separate to its threat to mutate and possibly eventually infect human life on a grand scale (Pandemic), H5N1 (aka-bird flu) has the potential to be worse for birds than the Exotic Newcastle Disease.

You can effectively keep your birds safe by:

- 1) Keep all birds inside (Prevents insect and bird-to-wild bird infection/contact.)
- 2) Practice quarantine procedures for all new birds (Isolating new birds from your flock for a minimum of 2 weeks - any signs of illness contact your veterinarian)
- 3) Change shoes when entering your bird room. (This keeps infected droppings, if any, from being tracked into your home, hence out the front door. It also stops any incoming infections from other people's shoes, from being taken into your bird room)


Because this disease could lead to the closing of all importations, we all need to focus on practicing NFSS's Finch and Softbill Save cooperative breeding program. The Definition and Purpose of Finch and Softbill Save:

"The National Finch and Softbill Society, established the FinchSave program in 1988. Although, through the years the requirements have changed, the definition and purpose have not. The long-term goal of the Finch and Softbill Save program is to establish a consortium of breeders of finches and softbills dedicated to producing and maintaining a viable captive bred population of finches and softbills in the United States and Canada. The short-term goal of the program is to establish consistent breeding successes with participating species in the United States and Canada."

It is very important that you read the information regarding Finch and Softbill Save in the forth coming Journal and/or the NFSS yahoo list.

A handwritten signature in black ink, which appears to read "Sally Huntington". The signature is fluid and cursive.

Sally Huntington, NFSS President



Finches in Aviculture

The Rufous-backed Mannikin

by Robert Black

The Rufous-backed Mannikin is one of the smallest of the birds in the genus *Lonchura*, the name which ornithologists use to classify all of the munias and mannikins that are found so widely in southern Asia, Africa, Australia, and on many of the islands between these continents. You will also often see breeders of this species and ornithologists refer to this species as the Brown-backed Mannikin or Brown-backed Munia. In South Africa and also in Australia, this bird is known as the Red-backed Mannikin. Australians also call this species either the Blue-billed Mannikin or the Chestnut-backed Mannikin. This species is found in Saudi Arabia and in eastern Africa from Kenya southward. Its range extends as far south as Natal in South Africa.

John Cassin assigned the scientific name for this species in 1852 in the *Proceedings of the Academy of Natural Sciences of Philadelphia*, volume 6, on page 185, as *Spermestes nigriceps*. In 1863, Professor Wilhelm Peters, not aware that Cassin's name had been assigned in 1852, assigned the scientific name *Spermestes rufodorsalis* for this species in the *Journal für Ornithologie*, volume 11, on page 401. However, as Cassin assigned the name *nigriceps* eleven years earlier, most ornithologists have now accepted the scientific name *Lonchura nigriceps* for the Rufous-backed Mannikin.

For many years in the late 1800's and through the late 1900's, ornithologists classified this bird as a subspecies of the Black-and-white Mannikin, *Lonchura bicolor*, and most books published before the late 20th century will list this bird as *Lonchura bicolor nigriceps*. Some older books will refer to this species as *Lonchura bicolor rufodorsalis*. Look for this bird under these scientific names in any book published before about 1990.

However, three men in the 1970's and 1980's studied avian specimens from an entirely new perspective: protein electrophoresis and DNA analysis. Charles G. Sibley and Jon E. Ahlquist in 1975 began making major revisions in the existing taxonomic structure, the names of the over 9000 avian species, based on their techniques of DNA-DNA hybridization. In 1983, Burt L. Monroe, Jr., began correlating and computerizing this information, which was published in 1990 as Sibley and Monroe's *Distribution and Taxonomy of Birds of the World*. They followed this in 1993 with *A World Checklist of Birds*. Though the family Psittacidae (the parrots), as an example, survived with only a few generic changes, the families set up to classify the finches and other seed-eating birds were completely transformed, expanded and reorganized into only two families Passeridae and Fringillidae.



Whereas former classifications of the birds of the world placed the Rufous-backed Mannikin in the avian family Estrildidae, the Sibley-Monroe classification system placed all finches that were formerly classified in the family Estrildidae in their new family Passeridae. The family Passeridae contains all of the birds that were formerly classified in the families Ploceidae, Estrildidae, Prunellidae, and Motacillidae.

Obviously, not all ornithologists and naturalists accept this wholesale reorganization for the seed-eating birds and similar species, but most do accept the separation of the Rufous-backed Mannikin from the Black-and-white Mannikin, *Lonchura bicolor*, as completely valid and justified. From 1990 on, all publications should list the Rufous-backed Mannikin as a separate and distinct species, *Lonchura nigriceps*.

Importers still occasionally receive shipments of east African species that include the Rufous-backed Mannikin.

When the birds have gone through the necessary quarantine, they become available at a reasonable price from time to time on the United States market.


Keeping the Rufous-backed Mannikins in good health once you have them is not at all difficult. A finch seed mix which includes fatty seeds that the birds will eat, a little broken up eggshell to allow the birds to balance their calcium: phosphorus intake, and a little high protein food, such as a mashed, hard-boiled egg mix, will keep them in perfect health and condition.

As is true with all of the small finches, the Rufous-backed Mannikins have a daily need for complete protein to keep them in the best of health. In their native areas, this would be supplied by the small amount of insects and worms that they consume daily. Many breeders take a page from the canary breeders' recommendations and feed their finches a small, daily amount of a

mashed, hard-boiled egg mix, as I do, to supply this requirement. When breeding, and especially when feeding a nest of growing young ones, the consumption of this high-protein food will increase dramatically, and will continue at a high rate until the young ones are fully feathered and are eating on their own. If these mannikins do not get the minimal amount of protein food that they need, eventually they will become weak, they will sicken, and eventually they will die.

The Rufous-backed Mannikins are amazingly tolerant of weather conditions, and I have had them go through temperatures as high as 105 degree Fahrenheit on the high end, and on the low end, far below freezing and as low as 5 degrees Fahrenheit in perfect health. Part of the reason for their hardiness in cold temperatures is that these little birds prefer to sleep in a nest. Whereas birds that roost out in the open during such low temperatures are likely to get frozen toes, this will never happen to nest sleepers such as the Rufous-backed Mannikins. Consequently, always, at all times of the year, make sure you have a nest available for these birds for sleeping.

Sexing the Rufous-backed Mannikins is at best monumentally difficult. The coloring of the male and female appears to be identical, and there is no obvious size difference between the sexes. Some males may have a slightly larger beak and wider head, but even this is not a dependable sexing method. In some strains of these birds, the best indicator of sex is the pattern and color of the feathers on the rump and upper tail coverts. Males have longer white lines across the feathers of this area,



while the white lines on the hen's feathers in this area are much shorter. However, this difference does not hold true in all strains of the birds of this species. You will just have to examine your birds of known sex to determine if this will be an accurate sexing method with the birds that you have.

In any event, these rump feathers do not show clearly when the bird perches, as the wing feathers overlap the rump feathers. The only way to see these rump feathers clearly is to catch the bird and hold it still in your hand. This is a decided disadvantage when you are trying to calm birds down to begin their nesting cycle, but there are times when it must be done.

Though the male does have a little display that he will perform for the hen, in many males, this display is rare and he will probably never perform it while you are anywhere near the birds. I have kept these birds for several years, but have only seen this display once. Of course, some males may perform this display far more frequently than others. When you put

two birds together and one immediately begins driving the other around, you can be fairly sure that both are males. If two birds are put together and no fighting or territorial aggression occurs, you may have a true pair, but you may also have two hens. You can only be sure of having a true pair together when you get fertile eggs. Two hens may proceed to build a nest and lay two clutches of infertile eggs, or they may do nothing at all.

Male Rufous-backed Mannikins are extremely aggressive in the protection of his territory. They will attack and kill any other male that is in the enclosure. This territorial aggression will extend to the male offspring he has raised, and he will even attack and kill the male offspring that have been raised to the point of independence, but have then been left in the enclosure. As soon as the young fledglings are mature and eating on their own, remove them from the parent birds to prevent them from being victims of this extreme aggression on the part of the adult male. Though this problem is very pronounced in cage breeding this species, in a large aviary you may not notice this male aggression as a problem, as the young male offspring may have enough hiding places to escape from the pursuing male parent.

These birds are not fussy in the least about the size of their cage or enclosure. As small as they are, they are perfectly at home in a small cage and will get plenty of exercise through their constant flitting about. A small flight cage is plenty adequate for them, and the flight cages that I use for several species are three feet wide and contain about five cubic feet

of area for the birds. Of course, if you have aviary space available, they will appreciate the additional room for flight and exercise. Be sure that you have separated a true pair before placing them in an aviary, and place no more than one pair in the aviary, or you certainly will lose any extra male of this species that is in the aviary to aggression from the dominant male. You cannot raise these birds in a colony situation, but must maintain only one pair to an enclosure.

The first nest of Rufous-backed Mannikins that I raised was a complete surprise. The pair was in a small cage, approximately one cubic foot in area, about the size of a standard canary breeding cage. For a sleeping and nesting receptacle, they had a small can of the size that pineapple comes in that had been emptied and given to the birds. The pair had laid several times before, but the eggs in those clutches were either infertile or had failed to hatch. One morning, as I was feeding the birds, I noted that there were too many birds in the mannikin cage, all moving so fast that it was difficult to count them.



Young Rufous-backed Mannikin (photo by Fumi Takeda)

Realizing that these non-descript little birds were the offspring of the Rufous-backed Mannikins in the cage took a few seconds, as at fledging, they were already as big as their parents and were flying as well as the parent birds. That evening, I took the time to do a careful count, and there were six young ones that had been raised when I didn't even know the pair was sitting. As I feed the same diet to both breeding and non-breeding birds, the small amount of egg mix given each morning was apparently sufficient, along with the game bird starter that is always available to them, to supply the needed nestling foods for their growing nestlings throughout their growth and development.

The Rufous-backed Mannikins are willing to accept any type of nesting receptacle that will give them an opportunity to build a nest and to rear a batch of youngsters. As previously mentioned, I have used tin cans very effectively. Standard wooden nest boxes or woven wicker nests will also be acceptable to them. In their native areas, these mannikins build a rounded nest of dried grasses in a tree, with an entrance on the side. For the Rufous-backed Mannikins that you are maintaining in cages and aviaries, offer a variety of dried grasses, shredded burlap and similar materials to

them for their nest-building. By far, their favorite material is coconut fiber in various lengths, and I offer this to the nesting pairs whenever it is available.

When keeping birds of this species in a large enclosure, I do not recommend keeping them with any of the other small, African Mannikins: the Black & white Mannikin, Lonchura bicolor, Bronze-winged Mannikin, Lonchura cucullata, or the Madagascar Mannikin, Lemuresthes nana. Because of the similarity in these species, there is a very real danger of hybridizing if they are kept together.

A compatible pair of Rufous-backed Mannikins in breeding condition that you place together in a cage or aviary will begin their breeding attempt amazingly fast. Birds that are ready to breed will choose their nesting site on the first day they are placed in the new enclosure. They will build a compact nest within the first week, and the hen will lay the first egg of her clutch. Five or six tiny, white eggs form the normal clutch size for this species, though clutches of only four eggs and larger clutches of seven and eight eggs have been recorded. Both of the parent birds will share the incubation duties, and the normal incubation period for this species is about 13 days, depending on the brooding dedication of the parent birds and the temperatures outside the nest during the incubation period.

When the babies hatch, they are very tiny with dark skin coloring and a small amount of gray fuzz. They beg with the head held forward with only



the hint of any side to side motion of the head. With a diet that is high enough in protein content, the youngsters will grow rapidly. As they grow, their skin color becomes even darker and nearly black. The parent birds brood the babies faithfully until their pin feathers come in. Once the pin-feather stage is reached, apparently the babies are then able to regulate their own body temperatures, and the parental brooding during the day ends. The parent birds will still stay in the nest at night, however, so there is no danger of the youngsters getting chilled if the outside temperature drops noticeably during the night.

The youngsters fledge fully feathered and flying at about four weeks of age. Their coloring is quite different from that of the adult birds, and the young mannikins have their upper parts colored a shade of dark brown, and their underparts are colored a shade of light buff gray. Their tails are dark brown, nearly black. Their beaks are also nearly black, and their legs and feet are dark gray in color.

The parent birds will continue to feed these fledglings until they are able to eat on their own and to fend for themselves. The parent birds may start a new nest shortly after these fledglings leave the nest, but the parent birds will continue to feed them. As I have mentioned before, once the young ones are eating on their own, remove them from the parent birds' enclosure. If you leave them with the parent birds too long, you are asking for disaster, as the adult male will pursue and kill any male offspring once

they become independent. The fledgling molt into adult plumage begins shortly after the fledglings become independent. This first molt proceeds very rapidly in most juveniles that are adequately fed, and they are often fully molted and in their adult plumage by the time they are four months of age.

Roy Beckham (www.EFinch.com) reports that an experiment using a pair of Rufous-backed Mannikins as foster parents for the Madagascar Mannikins was quite successful. When a fertile clutch of the Madagascar's eggs was bound to be lost, the eggs were placed under a dependable pair of Rufous-backed Mannikins, and they successfully raised the young Madagascar Mannikins. Similar success could be expected with the other small mannikins.

The Rufous-backed Mannikins are a good species to interest the beginner in the keeping of finches. They are fairly inexpensive, require only a small cage, are easy to maintain in good health and condition, and their constant activity is always interesting to the observer. However, their color pattern, though quite attractive, contains only black, brown and white. Breeding this species will be more difficult, of course, primarily because of the difficulty in sexing them to be certain that you have a true pair. I would not hesitate to recommend the Rufous-backed Mannikin to any newcomer to the finch fancy.

NFSS life member Robert G. Black lives in Keno, Oregon, and breeds finches, doves, budgies, button quail, pheasants, pigeons, and ducks. Bob has written seven books on finches and cockatiels, their care, feeding, and breeding, and is working on several more books on the subject of aviculture. You can reach him by e-mail at robertgblack@aol.com.


Singing Wings Aviary

Quality Birds at Affordable Prices !



Please visit our website for current pricelist.

Website: www.singing-wings-aviary.com



Contact Us:



Phone: 479-293-4994 (M.-T.)

Email: mandy@singing-wings-aviary.com

RED BIRD PRODUCTS, INC.
 Leg Bands & Breeding Supplies
 P.O. Box 376
 Mt. Aukum, CA 95656-0376
 530-620-7440
www.redbirdproducts.com



LITTLE ACRES AVIARY

Premium Bird Food

Natural Premium Seed Mixes:

- Finch, Canary, Budgie
- Cockatiel, Small Parrot
- Large Parrot, Nuts About Fruits
- Soak Seed for Germination

Featuring:

- The Birdcare Company Products
- VetaFarm Products
- Nemeth Farm Millet Spray
- Roudybush, Harrison, ZuPrem
- Sandy Perches

Products for Breeders:

- Cages & Accessories
- Plastic Nest Boxes
- And Much, Much More!

www.LittleAcresAviary.com

LittleAcresAviary@hvc.rr.com

(845) 361-1589

Little Acres Aviary

27 Union Street

Montgomery, NY 12549

(845) 457-1617

RAINBOW MEALWORMS, INC.

“Birds Love Mealworms”



1-800-777-9676

(310) 635-1494

Fax (310) 635-1004

Visit our Web site:

<http://www.Rainbowmealworms.com>

“You’ve tried the rest... now try the BEST!”

JUST FINCHES and Softbills Magazine



While focusing primarily on Australasia, this magazine incorporates what’s happening with finches & softbills from many overseas locations as well, including, South Africa, America, Europe and the U.K.

Published quarterly, we look at many different species as well as breeders setups. We also have a Question & answer section and provision for comments from a leading avian vet.

Growing in distribution with each issue.

Why not subscribe ?

4 Issues cost just \$48.00NZD posted anywhere in the U.S.A.

Check us out at: www.justfinches.com
Secure page with credit card facilities.
email: paul@justfinches.com

Raising the White-Spotted Mannikin (*Lonchura leucosticta*)

by Margaret Morrison



White-spotted Mannikin (photo by Ashley Gibson)

These little 4 inch bundles of pep and vigor really stole my heart from the first time I saw them. Steve Hopman had two pairs and was generous enough to let me have one of them. They have proved to be entertaining and great parents, even with all of the situations I inadvertently provided—right down to fostering society babies!!

First for a description, which includes warm earth tones with striking scattered spots on the back and wings, orange brown on the upper tail coverts, and buff color on the head and throat. Clement, et. al., describes the White-Spotted Mannikin as being monomorphic, but the sexes are possibly separable in the field.

The adult male has dark brown from his forehead to the nape of the neck, with broadly and prominently streaked pale buff or white. Streaks on the forehead are often very close together. The lores, cheeks and ear coverts are white or very pale buff to creamy-buff, but the bases of the feathers are brown or warm brown. The sides of the neck to the mantle, back and scapulars are dark chocolate-brown or deep chestnut-brown with unevenly distributed white spots. The lower back is darker brown. The rump and uppertail-coverts have a band of pale yellow or pale orange, with the longer uppertail-coverts being black. The black tail is wedge-shaped and slightly longer than on most other New Guinea manikins, being blunt at the

tip of the central feather pair. The medial and greater coverts are slightly warmer rufous than the scapulars, with a white spot at the tip of each covert feather. The alula, primary coverts and flight feathers are a dull dark brown; with the inner secondaries and tertials edged in warm brown (some show white subterminal spots at the tips of the tertials). The chin and upper throat is white or whitish-buff, while the lower throat is warm rufous, rust-brown or deep orange with a few white tips or crescents. The breast, belly to vent and flanks is also a warm rufous or rust brown, with a few white spots or tips on the sides of the breast. The vent to undertail-coverts is blackish-brown, while the thighs are rufous-buff. The

pale grey or grayish-blue bill is stout and with a curved ridge to the upper mandible. The legs and feet are dark grey or blackish.

The adult female is generally duller than the adult male, with the white more broken or scaly, but she has slightly more individual white spots on the breast. The undertail-coverts may be tipped and edged with pale or brown (entirely blackish-brown on male).

I have found this black of the undertail coverts compared to the lighter color in the female to be the best method of visual sexing. This of course would be second only to the song of the cock bird. My wild caught



Male White-spotted Mannikin (photo by Ashley Gibson)

male does not sing often, but when he does he is most enthusiastic. The song is not the most melodious, but the males seem proud of their voices anyway. My domestic bred babies sing often and loud.

Both sexes have a distinctive and frequently used "locator" call and there is no mistaking that the species is in the aviary!!

The white-spotted mannikin is found in southern New Guinea, endemic of a very restrictive range. These birds are locally common within a restricted range and may be found in grass clumps or tall grass stands, savannah, and bamboo along forest edges, clearings or along streams, river banks or marshes. White-spotted mannikins are usually found at lower altitudes and occur in pairs or small flocks. They feed low on vegetation or on the ground on grass, weed, and other small plant seeds.

I set my pair up in May on my covered porch in a communal flight cage—my large safeguard flight cage—that is 48 inches long, 48 inches high and 28 inches wide. At the outset, they were with one pair of Gouldians and a pair of star finches. It took the pair some time to build and go to nest, although they immediately began spending nights in the nest box. I used half open society nest boxes and 1/3 open Gouldian nest boxes. By the middle of June 3 eggs were being incubated. One was accidentally broken and one was fertile. I was disappointed to find that the egg had a dead in shell baby.

The parents soon began building new nests in the nest boxes.

These little guys are really in to the nest building and would sometimes move an entire nest to another box in one day. Thirty-eight days later I was delighted to find 5 eggs and, when

White-spotted Mannikin photo by Ashley Gibson



candled, 3 were fertile. At this time I removed the other birds from the flight cage, leaving the mannikins to themselves. After an incubation period of about 15 days, I had 4 babies. Since they were hatching at exactly the same time as one of my best pairs of society fosters and I was leaving for several days, I opted to give them to the societies and transferred the society babies to the mannikins, as the babies were so much like society babies—one can readily see the close relationship between the species.

Upon my return two days later I was pleased to find the societies happily raising their new charges and the mannikins taking great care of the society babies. The parents sat very tight on the babies for 7 days, with the male doing much of the daytime sitting. Day 8 was the first time both parents were off of the nest.

Nine days after removing the babies,



my society pair seemed to stop feeding, as they apparently were ready for a rest. I switched babies again, and the mannikins continued to feed their new charges, now their own babies!! When it was about time for the babies to fledge the parents seemed to not be feeding as well as I felt they should, so I began to supplement the babies. They all fledged at 26 to 27 days, and were weaned at 50 days.

Obviously these birds do not mind nest interruptions or handling of the babies. Babies were banded with C bands and I was happy to find that I have 2 males and 2 females.

During the feeding period, I offered a lot of mealworms, with the parents often consuming as many as 40 a day. Also, egg food, soak seed and greens were eaten with relish by the parents.

As it was now approaching cold weather, I was forced to move the parents, even though I left them as long as I could, hoping they would go to nest again. That did not happen.

Steve had one unrelated male mannikin that I brought home to pair with one of my baby hens. I have that pair now set up in the aviary in a 60 inch long flight cage with one pair of Gouldians and I set up my original pair in a duplicate cage with a pair of stars. The “new” pair has not done anything, but the original breeding pair now has a lovely nest built on top of a nest box. They have used coconut fiber, feathers, switch grass and Quiko nesting material. I am hoping that they will soon be laying eggs.

(Update: they now have at least two babies that I can see and hear, but nest inspection is difficult due to location. Parents are once again feeding on many meal worms and I hope I will have babies to band soon.)

The white-spotted mannikins proved to be good parents and easily accepted intervention. I would be curious to know of other readers who have bred

this species. Also, I have some babies I would like to trade for unrelated birds. If anyone has an opportunity to try this species, I would highly recommend them. They really are the cutest little birds—they make me smile every time I see them!!

REFERENCES:

Finches & Sparrows By Clement, Harris & Davis 1993; Princeton University Press pp. 136, 421 & 422



Hen White-spotted Mannikin (photo by Ashley Gibson)

Ms. Morrison lives in northwestern Ohio and has been raising finches for over 20 years. This once retired school teacher has gone back to the classroom full time and has breeding finches and a pair of Pope Cardinals in her classroom. She also breeds Doberman Pinschers and recently retired from the ring the #1 Doberman in the country, who is expecting puppies April 1st. (Photos by Ashley Gibson)

The Belfast Birdman

By: Shelley Ortman

Owen O'Reilly in his birdroom



It was early, early in the spring. The birds did whistle and sweetly sing.
Changing their notes from tree to tree.
And the song they sang was Old Ireland free.
(Anthology of Irish Verse)

Owen O'Reilly hales from the Emerald Isle in the city of Belfast and in a fine old Irish tradition, he keeps birds as does his brother, his dad and his granddad before him. Owen began his love of birds as a boy, helping his dad take care of 30 to 40 canaries and his granddad's budgies. Although he is yet a very young man, he already has more than 20 years of bird keeping experience and he is happy to share what he knows.

Owen lives on a shady and quiet residential neighborhood in a suburb of Washington D.C. As you walk to the front door you are likely to hear the sweet sounds of bird song wafting through the shadowy tranquil air; these



Male Olive Finch

songs are coming from inside the house. Owen keeps an astonishing list of bird species. These include Purple Grenadiers, Gouldians, Himalayan Green Finches, Dybowski's Twinspots, Crimson Blood Finches, Strawberry Finches, Forbes Parrot Finches, White-eyed Zosterops, Red-fronted Serins, Gold-breasted Waxbills, Cuban Finches, Jacarini's, Blue- and Long-tailed Tits, Red-crested Finches, Melba Finches, and some Societies and Spice Finches. He particularly enjoys the African and Australian species considered to be more difficult to breed and enjoys the challenges of finding just the right combination of housing, food, lighting, and environment that will stimulate them to breed. Owen's birds are kept in two rooms of the house. One is a former Florida room and the other is a Sun room. Both

rooms have windows that provide an abundance of indirect sunlight filtered through the mature oaks and maples that grace the backyard.

Owen keeps his birds in cabinet-style aviaries that he builds himself. He loves to build and it usually takes him a week or so after work, in the evenings and on weekends to finish one. Careful construction, sliding Plexiglas fronts, neatly painted with water-based paint; they have the look of professional construction.



Java Finches

Cabinet-style aviaries are very popular in Europe; more so than the typical open cages used in the U.S. Some sources indicate that birds may feel more secure in a cabinet setting and may be more likely to engage in natural behaviors such as nesting and raising chicks. In Owen's case it is apparent that the birds are thriving in his cabinet aviaries. His birds are vibrantly healthy. In his first show (Baltimore Bird Fanciers May 18, 2005) he took both 5th place Top Bench with a Melba hen and 10th with a Gold-breasted Waxbill hen. The competition was fierce with over 100 birds entered and many seasoned competitors did not do as well as Owen's birds.



Owen's Box Cage



Blood Finch Pair

Owen also has a keen eye for the details that will stimulate birds to breed. His cabinets have timothy hay covering the floor, thick bundles of long-stemmed grasses standing upright in sand-filled containers, and natural branches for perches. He finds that many birds prefer to nest in the tubular-style basket nests. Since he has difficulty finding these nests in the U.S. His mum sends them over from Ireland. Within the last winter he is particularly pleased with the 2 clutches of Forbes Parrot finches and Strawberry Finches that have fledged. He acquired a pair of Cuban Melodious Finches about six weeks ago and they went to nest almost immediately. They already fledged two ten-day-old chicks which he just banded.



Young Blood Finches

His favorite success story is that of his Australian Blood Finches. They quickly went to nest and laid their first clutch of eggs almost as soon as they arrived at his home. As is the way with many difficult-to-breed birds, they incubated well and tossed the chicks as soon as they hatched. Owen hand-fed the remaining chicks until they fledged. They are now tame and healthy. The Blood Finches laid and incubated a second clutch of eggs.



Flight Cages

This time, as soon as the first chick was tossed, Owen slipped them under a willing pair of Society Finches that eagerly and successfully took over the tasks of parenthood. He now has 8 juvenile Blood Finches and is looking for another line to work with to make unrelated pairs. One thing of note: he noticed that the Blood Finch cock was intensely interested in any nesting material that was white. He would even take white feathers directly from Owen's hand. Owen suggests that white nesting material may be one particular nesting trigger for the Australian Blood finch.

Owen subscribes to the "simpler is better" method of feeding his birds. He uses a well-known commercially prepared finch seed mix, soak seed mixture, and egg food product. He



feeds live mealworms and white-worms daily and has found that his birds particularly enjoy blood worms. Blood worms come in frozen flat packs or convenient cubes which he thaws, drains, and serves. The blood worms can be bought at most pet stores which carry fish as it is intended to be a tropical fish food. He uses liquid calcium supplement in the water occasionally but does not add any other vitamins. He provides all birds with a commercially prepared mineral powder/grit preparation. He Owen subscribes to the "simpler is better" method of feeding his birds. He uses a well-known commercially prepared finch seed mix, soak seed mixture, and egg food product. He feeds live mealworms and white-worms daily and has found that his



birds particularly enjoy blood worms. Blood worms come in frozen flat packs or convenient cubes which he thaws, drains, and serves. The blood worms can be bought at most pet stores which carry fish as it is intended to be a tropical fish food. He uses liquid calcium supplement in the water occasionally but does not add any other vitamins. He provides all birds with a commercially prepared mineral powder/grit preparation. He used to feed his birds a pelleted bird food but found it to be too expensive as he accumulated more and more birds. He does have a tip for teaching birds to eat unfamiliar foods, including



pellets. Place a mirror on the floor of the birds' enclosure and lightly sprinkle some of the unfamiliar food on the mirror. The birds will investigate the strange birds in the mirror and peck at them in an exploratory way. They will invariably eat some of the unfamiliar food in the process. Soon all the birds will be familiar with the taste and appearance of the new food.

Owen experienced an unforeseen setback with his birds in the recent past. He first kept his birds in a basement aviary. This resulted in what he calls "the great depression". Unknown to many homeowners on



the eastern seaboard of the U.S., older homes with a basement may be contaminated with a colorless, odorless gas called radon. It seeps into an older home's basement from surrounding underground deposits of uranium. The World Health Organization estimates that 6% to 15% of all lung cancers around the world are caused by this naturally occurring gas. Radon tests are available and the danger can be mitigated in older homes through such simple methods as vents and fans.

Unfortunately Owen lost a significant number of his flock to radon contamination before he found and ameliorated the problem.

Owen has some significant help when it comes to diagnosing bird problems. His sister-in-law is a veterinarian specializing in exotics. She has helped him with diagnosing and treating his birds in the past. Currently Owen is interested in learning to do diagnoses himself. He recently purchased a microscope and several books on preparing and examining slides for proper diagnosis of his birds.

Owen's family has been instrumental in his success with birds. His mum

sends him supplies from the Emerald Isle that are difficult to find in the U.S. She also sends him a subscription to a weekly bird-keepers newspaper from Ireland. His dad and brother frequently confer on various bird-related issues. Owen proudly shows his Granddad's handmade bird carrying cabinet brought over from Ireland. His sister-in-law is helping him to become independently capable at performing microscopic diagnoses of problems with his birds. His biggest supporter is, of course, his wife Jennifer. She enjoys the Goulds best because they are the prettiest. She graciously supports Owen's bird obsession with affectionate enthusiasm. Jennifer says with a smile, "Owen and his birds are a forever thing."



Works Cited:

Colum, Padraic. "The Croppy Boy." *Anthology of Irish Verse*. 1922. 27 July, 2005 <<http://www.bartleby.com/250/>>.

"WHO Launches Project to Minimize Risks of Radon." World health Organization. 21 June 2005. 2Aug. 2005 <<http://www.who.int/media-centre/news/notes/2005/np15/en/index.html>>.

Raising the Brown Twinspot (*Clytospiza monteiri*)

By: Harry Bryant



Brown Twinspots - 2 males (L), 2 hens (R)

The very rare (in the U.S.) Brown Twinspot (also known as “Monteiro’s Twinspot”) is seldom available, and I jumped at the chance to own some when they appeared on an importer’s list several years ago. At that time, I immediately purchased three pair (later purchasing the rest of the dealer’s stock), which were then released into separate 6’ x 4’ x 6 high indoor flights that had been heavily planted. For almost a year, I hardly saw them because they were extremely timid and would disappear into the plants whenever you entered the room. After no breeding or nest building occurred, and having several die for no apparent reason, I switched them to 3’ x 6’ x 3’ high box cages with a little grass in each corner. After several days, it appeared like they were totally different birds, much calmer and inspecting the large bamboo finch baskets that I had provided for them.

The Twinspots are a group of medium to large sized waxbills who take their name from the ‘paired’ white spots, one on either side of the shaft of the feather, on the sides of the lower breast and flanks: sometimes also elsewhere.¹ Currently they are distributed among four genera. The



genus *Hypargos* contains The Peters Twinspace and the Rosy Twinspace; the genus *Euchistospiza* consists of the Dusky Twinspace and the Dybowski's Twinspace, the genus *Mandingoa* includes the Green Twinspace while the genus *Clytospiza* consists of the Brown Twinspace.

Male: Entire head slate-grey; nape, mantle, back and wings are dark brown, rump and upper tail coverts are a reddish orange; the tail is black-

male Brown Twinspace



ish brown; sides of the neck are slate-grey; chin and throat are red, the breast, belly and rest of underparts are chestnut-brown, spotted and barred with white. The legs and feet



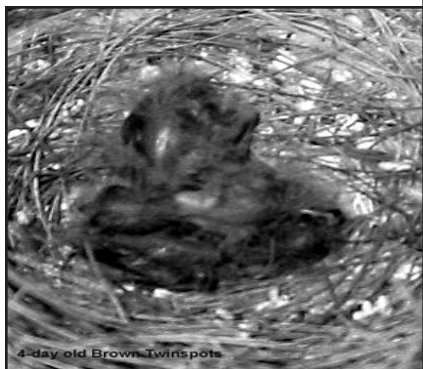
Brown Twinspace hen



are brown. The long bill in both sexes is a greyish blue-black.

Female: Same as male except for a white throat, the underparts are slightly paler.

Juvenile: Young birds that have just left the nest lack the throat coloring, and are more subdued in color. The white spots start appearing about ten days after leaving the nest.



4-day old Brown Twinspace



Nestlings: Have dark skin and pale down. Their mouth markings consist of five black spots on the yellow palate, a black band, narrowing centrally across the flesh colored tongue and a black crescent inside the lower mandible. ¹ The yellow and white gape flanges (with a black spot inside of the gape) are very evident, especially when the chicks first leave the nest.



The 'close' contact call has been described by Goodwin ¹ as a repeated "vay-vay-vay...", which is intensified and uttered in a longer series as a 'distant' contact call. They also will utter a rather 'hoarse' guttural call of "tic" or "tec" while hidden in the brush. Recently fledged young will also cry out with a loud "Eck-Eck-Eck", which is probably a contact call to let their

parents know where they are.

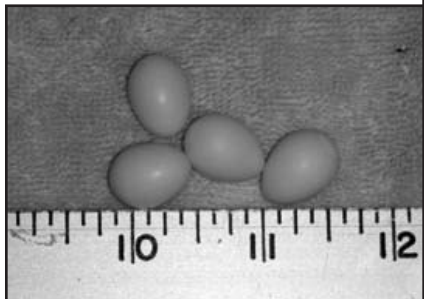


Courtship has been described by Goodwin as being similar to that of the Peters' Twinspot, except the movements are more jerky and less graceful.

Brown Twinspots are 13cm (5") in length and are found in the grassland scrub country over much of Africa, south of the Sahara.

In the wild, they have been reported to use the nests of other birds, as well as building a domed, loosely built grass nest which is often found in the forks of trees. ²

In captivity they will use a large bamboo finch basket, either on the floor of the cage or at various heights in the corners. Mine seem to alternate between a basket on the floor and one in the corner of the cage.



A normal clutch is 3 to 5 white eggs. Incubation period is 12 to 13 days. Incubation is shared by both the cock and hen. The parent birds cease to brood the chicks when they are approximately ten days old, especially if the weather is warm at the time or they are housed in a warm bird room. The young fledge at about 21 days. Young in captivity return to the nest to roost for some nights after fledging.

The Brown Twinspot feeds mostly on the ground, where it moves along in quick hops eating grass seeds, termites and spiders.



Nest basket with roosting nest on top

flights range from 3' x 6' x 6' high to 6' x 14' x 6' high. All of the flights have a 4' shoplight and are lighted fourteen hours a day. Temperatures in the bird room range from 68° F at night to 78° F during the day. I set them up 1 pair to a flight, and included plants and artificial foliage in their flights. I use corncob bedding on the floor of the flight. Various size tree branches are provided as perches, and I often add a few large marsh reeds, bull-rushes or cattails to one side of the flight for the birds to investigate and/or hide in. An assortment of standard wood nest boxes and large bamboo finch baskets are provided at different heights, and they will use both.



Roosting nest on top of nest basket

My birds always have access to a bowl of standard finch mix and a small dish of Birdcare's "Feast Insectivore", and a bowl of clean water. Every day they are given about twenty to thirty small mealworms, (and also are given small or "mini" crickets when available). When rearing young, they receive the same food, as well as almost unlimited whiteworms which they love.

My Brown Twinspots were originally set up in indoor flights. Living in northern Ohio, my birds are kept indoors, in a basement bird room. My



Nest basket in corner of cage

After almost a year, there was no breeding success, and I hardly saw the birds, as they would remain hidden in the foliage or grass whenever I was in the bird room. I decided to try something new, and moved them to wooden box cages measuring 3' wide x 3' high x 5' long. I placed a couple of pieces of artificial foliage in them, as well as an assortment of standard wood nest boxes and large bamboo finch baskets in the breeding cages. Within three weeks, one of the pair had laid eggs and was incubating in one of the nest baskets.

They tend to use coconut fibers, soft grasses to build their nest, lining it with a few feathers and then Quiko Nesting material (a white cotton & hair mix) which I obtain from Orchid Tree Exotics (<http://www.orchidtree-exotics.net>).

They are usually good parents, and a typical clutch will consist of three to five eggs, and incubation is 13 to 16 days. They will leave the nest about 3 weeks later, and the parents will



continue to feed them for another three weeks. Adult plumage is obtained three to six months later. I leave the babies in with the parents for a month before removing them. The parents don't bother them, but I like to get them out of the breeding flight so it's not so crowded.

I have also noticed that they seem to be somewhat prone to overgrowth of the mandibles, which I trim as needed (about every three months).

This fall I will have young birds available to experienced finch breeders. Hopefully within a year or two we can get this species established in the U.S.

Brown Twinspots, Male on left



REFERENCES:

1 Goodwin, Derek, *Estrildid Finches of the World*, 1982, Cornell University Press (ISBN-0-8014-1433-4)

2 Avicultural Research Unit, *African Finches in Field & Aviary – A Guide to a Mixed Collection*, 1997, African Bird Book Publishing (ISBN 0 620 21438 4)

3 Robin L. Restall, *Finches and Other Seed-eating Birds*, 1975 – Faber and Faber (ISBN 0 571 10353 7)

Harry Bryant is the 2nd VP/Editor/Webmaster of the National Finch & Softbill Society (www.nfss.org) and has been a member of the AFA for over twenty years. He has specialized in keeping and breeding exotic finches for over twenty-five years. He can be reached at utuweb@aol.com

Birdcare Company customers amongst Europe's elite

New US resellers:
www.BirdcareCo.com/usa



Torben & Jurgen Hoeverler, Germany, many finch and softbill wins



Michel Veya, Switzerland, three gold and two bronze medals at 2004 World Show (colour canaries)



Michael Sesterhenn, Germany's number one in zebra finches



Schiller and Lautenslager. Germany's champion Budgerigar 2003



Jurgen De Vires and Wilfried Meier, Germany. Various posture canary wins



Celebrating one Belgian club's *twelve* gold medals at the 2004 World Show

All these customers gave their stories freely and, like you, pay for their products

THE BIRDCARE COMPANY,
21/22 Spring Mill Ind. Est.,
Avening Road, Nailsworth, Glos.,
GL6 0BS, England.
E-mail: advice@BirdcareCo.com
Web site: www.BirdcareCo.com/usa



THE BIRDCARE COMPANY

Leading the way - naturally

EXOTIC BIRD SPECIALTY SHOP & ONLINE RETAILER



Bird Supply
of New Hampshire

**Seed & Pelleted Diets, Eggfoods, Cages,
Breeding & Nesting Supplies & Lots More**



**Vitamins ♦ Medicines
Insect Control ♦ Foods**

- ♦ Created by Veterinarians
- ♦ Trusted & Proven Performance
- ♦ Used by Aviculturists Worldwide

Importer & Distributor

VERSELE-LAGA

**Prestige & Blattner Seed Mixes
Orlux ♦ Cede ♦ Abba
Eggfoods & Specialty Products**

SHOP ONLINE

www.birdsupplynh.com

- ♦ Great Prices and Personal Service
- ♦ Breeder & Wholesale Pricing Available

Mastercard - Visa - Discover - Amex - Paypal

Enter Code *NFSS-06* for 10% Off Any Order of \$50 or More

Abba Seed

Avico

Cede

Harrisons

Higgins

Goldenfeast

Kaytee

Lafeber

L'Avian Plus

Nemeth Farms

Orlux

Pretty Bird

Roudybush

Seatec

Versele-Laga

Vetafarm Au

Zupreem

522 Amherst St. Nashua, NH. ♦ 888-319-0136 ♦ 603-882-4737

To Finch lovers:

We have a really great Finch cage for you.

Longer than tall, **True Flight Cages** allows you to

LET THEM FLY

Other cages claim to be flight cages but are vertical in design.

Birds fly horizontally. We are 6'2" on the horizontal.

It's a beautiful cage of 10 and 14 gauge wire, just strong enough to house the bird without being overbearing. Feathery like a bird.

The black powder coat gives birds higher visibility than other colors.

We think you'll love it.

Designed and marketed by Brian Ihle.

All components except the wheels on the stand are made in the U.S.A.

Please call or email for more details.

513-353-5557 or trueflight@adelphia.net

Visit our website:

trueflightcages.com

ARTICLES NEEDED!

Everyone (members and non-members) is invited to submit articles and photos for the Journal of the NFSS on the maintenance of, the diet, health, natural history and breeding of any finches or softbills.


**Please feel free to contact
the editor for more
information.**

**Harry Bryant, Editor
37212 Butternut Ridge
Elyria, Ohio 44035
utuweb@aol.com**

Raise healthy and happy Canaries with the help of the experts

Prevention, rather than cure, is the philosophy, foundation and central theme to this thorough and easy-to-read reference book. Written by Dr. Rob Marshall, BVSc MACVSc (Avian Health) it is for beginners and pros alike!

Learn the techniques of top canary breeders in Australia for improving fertility to maximize breeding success.



Learn why diseases occur and how to treat and prevent them.

Learn in the Troubleshooting Chapter to self diagnose problems and to facilitate rapid treatment.

Easy to follow, comprehensive seasonal guides on how to use Dr. Marshall's health products, guaranteed to produce top health and happiness in the canary.

"I have been using the services of Dr Rob Marshall for the past 20 years during which time I have established a successful Border Fancy Canary stud. On every occasion he has professionally solved a number of problems in my stock. Having a healthy and fertile stock has enabled me to bred winners of many major awards"

Bob Moore - President-Border Fancy Canary Club of Australia Inc.

"Dr Rob Marshall is a highly respected avian veterinarian from Australia who has helped the canary fancy develop new techniques for improving fertility and breeding success. Over the past 20 years he has been closely involved with the canary fraternity and always takes time to explain and help us understand the problems that we experience. The information written in this book will be of great assistance to canary breeders throughout the world."

Michael Fogarty- Secretary of Yorkshire Canary Club of Australia



Mention NFSS when you order & receive a **10% DISCOUNT!**

174 Pages – Softcover \$29.95

Phone 770-939-4531

<http://www.ladygouldianfinch.com>

Bird on the Rocks

All Natural, Custom Made, Flagstone Perches

Perches Available to fit Finch to Macaw size Birds.

All Natural Stone surface is great for keeping your birds nails and beak trim while not harming their feet.
Flagstone Perches are Excellent Perches for Handicapped Birds that are not able to perch easily.

Manzanita Perches and Tree Stands

Please visit our website for current price list and to see all our products .

www.birdontherocks.com



Contact us:

Phone: 708-227-5137 (Mon. - Fri.)

Email: BirdontheRocks@yahoo.com

*Birds love them so much
they will be asking you for a "double, on the Rocks!"*

~Imported Brazilian Bird Cages~



These unique cages are beautifully crafted from Imbuia wood and have ornate, intricate finishings
Quantities are limited
Price: \$250

Contact:
Shane Amyx
P.O. Box 370121
Miami, FL 33137
(786) 294-7419


BIRD CAGES and SUPPLIES

ALL PURPOSE CAGES • FLIGHT CAGES • STACKING CAGES
NESTS • NETS • STANDS, LEGS • FEED DISHES, CUPS
SUPPLEMENTS • BOOKS • TOYS • WATER BOTTLES
PERCHES • LADDERS • CLEANING SUPPLIES
and Much More!

Serving the Bird Industry for 39 Years

FREE CATALOG
1-800-443-5769
email: mj@mortonjones.com

OR WRITE TO:
MORTON JONES COMPANY
PO BOX 123
RAMONA, CA 92065





Little Green Singers (*Serinus mozambicus*)

by Nancy D. Ingram
(All rights reserved)

Little Green Singers are native to most of the African continent. They were common in pet stores in the United States prior to international endangered species listings (CITIES). They are not endangered in Africa but their importation is now limited. Their current availability here in the United States depends mostly on domestic breeding.

I was unable to successfully breed this species indoors and decided to create a more natural environment for them. My birds are on a temperature controlled sun porch (60° to 90°F). I divided this space into two flights which each measure 10' x 15'. Both flights are heavily planted with bushes, growing vegetables (carrots, mustard, celery, etc.), and medicinal plants (rosemary, sage, chives, etc.). Sprouted millet is available at all times and is rinsed four times a day with a drip system sprayer on a timer. There is also a large compost pile on each side which supports a lot of insects. In addition, I raise and feed mealworms and fruit flies. I use no pesticides.

The Little Green Singers are the dominant species in my collection of finches. I have a single pair in each flight. These birds want to breed in

the fall. The female solicits food from the male which he regurgitates to her. They prefer to nest in a somewhat secluded corner of the sun porch. They usually claim an open canary nest in a hedge but will also accept a closed split bamboo nest. Inside this they characteristically build a small very neat nest -- every piece of grass or stem of which is carefully aligned.

My females usually lay 2 or 3 eggs in a clutch. This is about all that will fit in the small nest that they build. The female incubates the eggs for thirteen days. She flies off the nest with any interruption so I try not to walk into the sun porch any more than is necessary during this time. The male feeds her and chases away other birds during the incubation period. He will sometimes chase her back to the nest. I keep track of when the eggs are laid and are due to hatch. I refer to a chart to remind me how long this species needs for incubation, days to fledging, time dependent on parents, etc. The chicks will often vary in size because the eggs are incubated as they are laid.

I often use a borescope to look into the nest so as not to disturb

things. (A borescope is a fiberoptic tool used to look into confined spaces). The female will regurgitate food to the chicks. I band the babies when they are ten days of age. The chicks are very fragile at this stage and I use a spoon to ease the move in and out of closed nests for banding. (In an open canary nest, I once had a female gently remove the band from a chick. I replaced it for two more days until she could no longer get it off the growing chick's leg!)

I tie the entire nest in the bottom of a tall cage after banding the chicks. I watch to be sure the parents know where I put their babies! After a few days I close the lower door to the tower cage but leave the top door open so the parents can still get in to feed the chicks. When the chicks fledge, in about 10 more days, they will be in the bottom of the cage. I often put bubble wrap below their nest to buffer the fall of these fairly immature chicks when they jump out of the nest onto my cement floor. In the wild they spend the first 4 days on or near the ground. This is a problem in my sun porch because the cement floor is cold and a chick may become so chilled that it can't beg for food. In about five days the chicks are able to perch and are then safe from the cold floor in the flight. They remain dependent on their parents for a total of 42 days after they leave the nest. It is important to remove the chicks after this time period because the parents will peck at them when they beg for food and will sometimes injure the chick's toes and around their beak if they are not taken away.

Little Green Singers seem to have difficulty navigating from one cage through a passage to another cage.

(Some smaller finch species have no trouble with this at all ...). A young Little Green Singer could follow some other birds in my aviary and become separated from its parents. Close monitoring is important. Some pairs reuse the same nest for the entire breeding season. (Don't remove the nest no matter how soiled it appears.) Other pairs are more flexible and use a different nest each time.

Some finch breeders describe Little Green Singers as aggressive. The male's job during the incubation period is to chase away other birds. This might be a problem for other species in a small flight.

During periods of stress, individuals of this species may exhibit behavior ranging from feeding each other to slashing each other with their beaks. Stress induced behavior is often seen when birds are removed from their usual setting to temporary housing or alternate cages for bird shows. The most aggressive birds should be removed from breeding programs if they are a danger to their mate.

Occasionally, a young female Little Green Singer may lay too many eggs the first time. This sets up a potential problem with egg binding for her in the future. I throw sterile crushed egg shells on the floor. I stir in a little cod liver oil in the seeds periodically to insure some vitamin D necessary for calcium absorption in case the full spectrum of light from the sun can't reach my birds. I also use special light bulbs and occasionally add small amounts of a commercial calcium/vitamin D preparation to the water.

I try to keep four to six breeding pairs of Little Green Singers which I rotate through the sun porch. I only allow three clutches per season per pair. It is important to be able to sell unrelated pairs because it is currently so hard to find this species. Little

Green Singers are a dimorphic species but the initial plumage of a chick is identical to that of a female. It can take up to nine months for the first molt to determine the sex of a bird.

NFSS member Nancy Ingram lives in Medford, Oregon. She breeds Red-cheek Cordon Bleu and Little Green Singers. She has had the following articles printed in the Journal of the NFSS: "Exotic Finches in a Sun Porch Aviary" and "Finches and Medicinal Plants." She can be reached by e-mail at tilenancy@mighty.net

ARE YOU MOVING?

* * *

If you are planning to move, please contact our Membership Director Cathy Luttrell and give her your new address.

Telling the Post Office that you want your mail forwarded often doesn't do the job. Magazines fall into a separate category "Periodical Postage" and are often not included in your forward order.

We mail your magazine to the address that you provided to us when you joined, and we receive too many Journals back marked "Undeliverable" or "No such address."

So please let us know your new address promptly so you will get uninterrupted delivery of your Journal.

Ms. Cathy Luttrell
1029 Hicksmil Drive, Marietta, Ga 30060
(678) 608-4429
cathyluttrell@gmail.com

NOTICE!!

The NFSS has 3 positions open on the Board of Directors. This is your opportunity to volunteer and make a difference. We will have a special election for these departments in the next couple of months.

*** Region 4 VP (Midwest)**

*** Membership Director
(Cathy Lutrell currently serving pro tem
and will run for the office)**

*** Treasurer
(Bill Parlee currently serving pro tem -
but will not run for the office)**

Contact Sally Huntington if you are interested:

**Sally Huntington, President NFSS
5634 Carnegie Street
San Diego, CA 92122
(858) 452-9423
sallych@san.rr.com**

SUPPORT THE NFSS!

They trust in your care...



You can trust in ours.

From probiotics to vitamin blends, Morning Bird Products feature a full range of therapeutic and nutraceutical supplements for the care and treatment of birds. You can trust that the quality we put into our products will support and supplement the loving attention that your birds are getting from you. **Visit our website to find a retailer near you.**



Morning **BIRD**
BIRD CARE PRODUCTS

www.morningbirdproducts.com





Avian Supplies & Supplements

We are your #1 Source for Birdcare Company Products!
Why is Birdcare Company the Best?
They have over 12 years experience in the
research and development of avian supplements.

Featuring products from:

Birdcare Company – Gold Label Feast, Insectivorous Feast, ProBoost SuperMax, Feather Up, Special Needs Diet, Potent Brew, Daily Essentials, Guardian Angel, Calciboost and more.

Vetafarm – Scatt, Avian Insect Liquidator, Breeding Aid, Amtyl, Ronivet-S.

ABBA – 92 Nestling food, 1900 Finch Diet, 1700 Canary Diet.

Breeder Supplies:

Finch Nests (wicker and plastic), Canary nests (wicker And plastic), Seed Hoppers, Nesting Materials, Waterers, Soak Seed Mix, Natural perches

Visit our website for a full product list!

www.justbirdstuff.com

Safe and secure online ordering! We accept Visa, Mastercard, Paypal, Money Order or Personal Check.

LET US SAVE YOU \$\$ ON SHIPPING COSTS! Due to our central location, shipping charges may be lower than from other suppliers! We ship via USPS Priority mail and UPS Ground. Most orders are shipped same day – and we guarantee shipping within 24 hours.

NFSS members receive 10% off their first order - use coupon code NFSS10


Have questions? Need help ordering? Contact Tammy at:

Email: Tammy@justbirdstuff.com

Phone: (224) 489-4658

HUNTINGTON TRIAGE FOLDAWAY CAGE

US Patent Number 6,311,643



A SHOW CAGE, HOSPITAL CAGE,
TRAVEL CAGE OR QUARANTINE CAGE

NO MORE PAINTING

NO MORE BROKEN SPLINTERED CAGES

10 UNFOLD TO FIT IN AN AVERAGE SUITCASE

EASY TO STERILIZE & DISINFECT

NEW ... EVEN EASIER TO ASSEMBLE

ORDER NOW! \$34.95 PLUS SHIPPING

858-452-9423

WWW.FLIGHTSOFFINCHES.COM



Twin Beaks® Aviary's Herb Salad®

"Enable your bird's ability to self-medicate"

PO Box 365 Gratic, WI 53544
608-968-1311 -- 570-573-2909
sales@twinbeaksaviary.com
www.twinbeaksaviary.com



All Bird Products

Connie & Merle Gile
250 S. Lyon Ave, Sre 507
Hemet, CA 92543
951-927-5349
www.allbirdproducts.com

Chris's Birds N Things

Christine S. Orowitz
Elizabethtown, KY 42701
210-735-9576
www.chris_birdsnthings.com

Darling Aviaries

Brenda Josselet, Ft Worth, TX
817-741-0614
www.darlingcompanies.com

Diane's Discount Pet Supplies & Adoption Ctr

Diane Dietch Silberman
1486 South Hanover Street
Pottstown, PA 19465
www.ddpets.com

DJ Feathers Aviary

Tammy Kramer
Fairfax, VA 22033
703-352-1159
www.DJFeathers.com

Finch Niche

Myra Markley
Cedar Rapids, IA 52405
www.finchniche.com

Golden Cockatoo

Richard Horvitz
360 South Powerline Rd
Deerfield Beach, FL 33442
954-725-0088
www.goldencockatoo.com

The Gouldian Lady

Alpine Price
The Woodlands, TX 77382
281-296-2086
www.thegouldianlady.com

Herbs 'n Birds

Margaret Ropp
Little Falls, MN 56345
320-632-2675
www.herbsnbirds.com

Just Bird Stuff

Tammy Santi
Algonquin, IL 60102
224-489-4658
www.justbirdstuff.com

ladygouldianfinch.com

Laraine McGinnis
Stone Mountain, GA 30086
770-939-4531
www.ladygouldianfinch.com

LLittle Acres Aviary

Jose Gueits
27 Union Street
Montgomery, NY 12549
www.littleacresaviary.com

Oceania Finches

Jason & Michelle Senior
Sherwood, OR 97140
503-625-9551
www.oceaniafinches.com

Pet Mystique

Cindy Beason
2516 Alice Street
Odessa, TX 79762
432-664-8443

Stewarts Bird Farm

1560 Old 40 Foot Road
Harleysville, PA 19438
215-362-1123

The Enchanted Finch

Margaret Rizzuto Smith
Carmel, NY 10512
845-729-2685
www.enchantedfinch.com

Torino Aviary

Nick Torino
East Stroudsburg, PA 18301
570-223-1176
www.torinoaviary.com

Wings Custom Mixes

Connie Cuthbert
2130 Weis Road
Quakerstown, PA 18951
215-536-1599

Bird More

Naoki Kihata
Zip Code: 345-0017
1-28-23 Harigaya, Fujimi City
Saitama, Japan

FlyFree-Herbs for Birds

Rie Watanabe
1738 Nakabyo, Abiko-shi
Chiba, 270-1121 Japan

Timor Sparrow

Sachiko Suzuki
Zip Code: 228-0824
102, 1-15-3
Soubudai, Sagamiara city
Kanagawa, Japan
www.timor-sparrow.net

*Distributors prices may vary

2006 2nd Quarter Minutes

Respectfully submitted by Jim Heffernan, Executive Secretary

The meeting began online 5.1.06 Present: Sally Huntington, Jim Heffernan, Cecil Gunby, Wick Goss, Bob French, Bill Parlee, Ron Castner, Paula Hansen, Raspberry, Harry Bryant, Alana Honea, Cathy Luttrell, Doug White, Alfred Mion, John Wilson, Bob Peers.

Discussions: Bill Parlee announced that a rough draft of protocols and by-laws revisions should be ready for the next quarterly meeting

Sally Huntington talked to Danny Gonzales and Randy Taylor about working together on Finch and Softbill Save and the Census. They agreed to make it a collaborative project.

Doug White said a lot of confusion happened in the transfer of duties to the new officers as some of the affiliations were still been mailed to Darla Dandre while she was in the process of moving. Most problems have now been ironed out.

Harry Bryant asked about the NFSS logo and was told by Paula Hansen it was very nearly finished.

2 people resigned: Gertrude Nobel, Region 4 VP (midwest) and Bob French, Treasurer. Bill Parlee was appointed treasurer pro tem. There are 3 vacancies on the BOD, membership, treasurer and vice-president-region 4. The election is scheduled for July/August.

There were no motions presented for voting.

Department reports:

Judges Panel

Cecil Gunby is waiting input from the newly formed yahoo group zebra standard committee before he will have anything to report.

Membership Secretary report

643 Memberships; 96 Dual memberships - 739 members total

Since January 2006 - 224 Renewals; 136 New members

respectfully submitted

Cathy Luttrell
Membership Secretary

Band Secretary report

Estimated Band Sales as of 5/1/2006

Feb. Pay Pal 37 / Mail-in 29 - Sales: \$1,360.85

March. Pay Pal 24 / Mail-in 19 - Sales: \$1,081.55

April. Pay Pal 33 / Mail-in 14 - Sales: \$1,139.70

Awaiting a secondary split plastic band order from UK to cover the duration of 2006. Sales remain brisk!

Respectfully Submitted,
Paula Hansen
NFSS Band Secretary

Report of the NFSS 2nd Vice President/Editor/NFSS Website

All officers, clubs & show pages have been updated and are current with the information I have received. I have a number of new photos on various finch & softbill species and will be adding them to the website as I have time.

Changing to our new website host has resulted in a "faster" website and we have experienced no downtime since the switch which is a very welcome change!

NFSS Journal: All has not gone as planned and I am disappointed to report that I am still having trouble with a number of things. The March/April issue was mailed almost a month late due to my own mistakes and trouble with the printer receiving our files. Such problems included things like trouble with the cover image, complaints about the readability of certain ads and page numbering. These problems have been identified and corrected now. I have also upgraded the quality of the paper to the next higher grade which will hopefully improve the look and feel of the Journal.

The assistant editor has resigned due to health reasons. I now plan to contact the other person who inquired about this position to see if they are still interested in helping out. If anyone else is interested, please contact me!

PLEASE - I am running out of articles - I need articles - lack of articles may affect the July/August issue

Also, if the people writing monthly columns could please get them to me before the DEADLINES it would really help

Respectfully submitted,

Harry Bryant
2nd VP/Editor

Affiliations

Liaison & Affiliations.

Regions 1-6, 2-6, 3-3, 4-2, 5-0, 6-4, 7-1, 8-3

Regional Show Selections

- Region 1 - New York Finch & Type Canary Club
- Region 2 - Central Alabama Avicultural Society
- Region 3 - (no applicants)
- Region 4 - (no applicants)
- Region 5 - (no applicants)
- Region 6 - 2 applicants - not yet selected
- Region 7 - (no applicants)
- Region 8 - Cage Bird Society of Hamilton

Respectfully submitted
Doug White



The Canary Hobby Shop

THE CANARY HOBBY SHOP-DEDICATED TO BRINGING TO THE SERIOUS BREEDER/EXHIBITOR OR PET BIRD OWNER, THE BEST NUTRITIONAL AND HEALTH PRODUCT LINE FROM DR ROB MARSHALL AND VERSELE-LAGA. PRODUCTS ESPECIALLY DEVELOPED FOR CANARIES, AUSTRALIAN FINCHES AND TROPICAL BIRDS. PLEASE VISIT US AT <http://www.canaryhobby.com>.

Another View on CFW Zebras

Charles Anchor

After reading the well-intentioned article on C.F.W.'s in the last issue, I would like to make a few comments.

C.F.W.'s have been bred in the U.S. since the early 1960's. I myself started in zebras around 1958 and had C.F.W.'s in the early 1960's. They were pure white with vivid markings. Not the cream or continental as they are called now. The cream is a pretty bird although it does not hold a candle to the original C.F.W. The only reason I did not stay with the C.F.W. is because I like pieder better and have been breeding them for 45 years. I have won many best in shows and twice the best in the U.S. with two Kelloggs. I am still looking to improve them.

Those of us that started with zebras don't think we have any limitations on our capabilities. The only limitation we have is the length of time the good Lord gives us. I don't believe we have any problems with the new zebra mutations. Only sometimes the new mutation is only somebody's lack of commitment to an ideal.

It seems now-a-days, that people only look to the internet for the most knowledgeable source of information. Well, in my opinion, it's not. When you want reliable information, try asking the people who have been keeping, breeding and showing zebras for 30 years or more. People like Clarence Culwell, Vince Morse, Pat Donnelly, Martha Wigmore, Tom Rood, Garrie Landry, Bob Vargo, Jamie Jackson, and Bill Novickas, to mention just a few. They will tell you not to settle for second best in any mutation. If you zebra breeders want to learn, it's not too late to get an education at the Kansas City* show.

Two other zebra specialty shows are in Sacramento, California** and Livonia, Michigan***. I know Roy Beckham will be at the California show, and there will be quite a few knowledgeable zebra breeders in attendance at the Michigan show.

Remember, to improve confirmation and color, it's confirmation first.

* Greater Kansas City Avicultural Society Bird Show, Oct. 21, 2006

** West Coast Zebra & Society Club Specialty Finch Show, July 28-29, 2006

*** Great Lakes Zebra & Society Finch Specialty Show, August 26, 2006

Advertisement

Replace grit, cuttlebone, oyster & egg shells, salt blocks and mineral powders with F-Vite.

Babies fed by parent given F-Vite grow quickly and are robust and pink. There is no need for any other kind of grit, cuttlebone or mineral powders during the breeding season. F-Vite is a sterile vitamin & mineral, trace element & mineral salts supplement in a highly concentrated form

Regular grit and cuttlebone are deficient in iodine, iron and most trace elements. The main function of grit is to provide the bird with a source of digestive stones and some mineral salts. The levels of mineral salts in the grit are too low to be of any value. These same salts attract moisture from the air and can cause the grit to become moist. Some fanciers even wash the grit before feeding. Any moisture in the grit promotes harmful bacterial growth and contamination. E.coli and related bacteria are commonly found in wet grits because of the dead and decaying molluscs, which inhabit the grit shells. Some of the bacteria produced by these decaying marine animals is toxic. Contaminated grit is a common cause of wet droppings and enteritis in birds.

Grit does not provide all the minerals necessary for good health. This is why birds enjoy picking at the soil on a clump of grass. The soil provides added mineral which birds crave, especially iron, magnesium and other field elements, Soil, however, is a potential source of bacterial and fungal infections and is best avoided.

There is no waste with F-Vite as the birds consume every last portion. It contains 10% shell grit enough for the birds to digest its food properly. The shell grit portion of F-Vite is baked at high temperatures to ensure sterility without damaging the potency of the minerals or grit.

Breeding birds have extraordinarily high demands for minerals, salts and trace elements and require supplementation on a daily basis. The hens require the minerals for egg laying. F-Vite provides feeding adults with extra mineral salts and energy which they require. Feeding parents attack F-Vite with relish because it provides all of the "field elements" and more.

F-Vite for healthy small droppings: *the bentonite in F-Vite acts as a bowel astringent and "cleanses" the bowel of harmful toxins, thereby producing small and hard droppings.*

Feeding Directions The birds prefer the taste of F-Vite when it is mixed on the seed or is placed in a small dish in the aviary, preferably next to the water. For some reason, they like to eat F-Vite after drinking.

Call to help your birds: 770-939-4531 or email
Laraine@ladygouldianfinch.com

Baby birds raised on F-Vite grow quickly, are robust and pink!

F-Vite a vitamin, mineral food & grit supplement for all birds. Completely replaces the need for grit, cuttlebone and mineral powders.

Available in: 4oz, 8oz and 16oz

No Other Product Like It! Available only at




Call for your Free Sample
and Catalogue
770-939-4531



Oceania Finches and Avian Supplements

Breeders of Quality, Healthy
Lady Gouldian & Owl Finches



Oceania Finches were featured breeders in issue #8 of Just Finches & Softbills



Pacific Northwest Distributors of products from the following fine companies:



Twin Beaks Aviary®
Herb Salad

Oceania Finches & Avian Supplements

Jason & Michelle Senior

Located in Sherwood, Oregon

(503) 625-9551 (before 7pm PST please)

oceaniafinches@yahoo.com

http://www.oceaniafinches.com


**Lady Gouldians (All mutations - normals, yellows, blues)
 Star Finches - Strawberry Finches
 Owls - Shaftails - Cherry Finches
 Diamond Sparrows - Blue Capped Waxbills**

Paul Anderson
"Lady Gouldians and More"
 website: www.ladygouldians.net
 Email: pna619@yahoo.com

**"Breeding American Song Birds
 Cardinals, Grosbeaks, Buntings & Siskins"
 by: Rob van der Huist
 \$50.00 each from NFSS Finchshop**

This hard covered book, which is over 300 pages is entitled: "Breeding American Song Birds - Cardinals, Grosbeaks, Buntings & Siskins", contains over 250 beautiful and detailed pictures, detailing each species in detail.

Although the Migratory Bird Act prevents many of these birds from being kept or sold in the U.S., there is still a lot of good advice and information from the writer's 30 years experience on the housing, breeding & feeding of the various species of cardinals, grosbeaks, buntings and siskins.



2006/2007 NFSS Board of Directors/Appointed Officers

President— Ms. Sally Huntington

5634 Carnegie Street, San Diego, CA 92122
(858) 452-9423 sallych@san.rr.com

Elected Officers

1st Vice President

Regional V.P.'s, Education
Mr. Wick Goss
37212 Butternut Road
Deerfield, NH 03037
(603) 463-3738
WicksBirds2@aol.com

2nd Vice President, Editor & Website Mgr.

Mr. Harry Bryant
37212 Butternut Ridge
Elyria, OH 44035
utuweb@aol.com

3rd Vice President

NFSS Finch/Softbill Save
Program/Census Mgr.
Mr. Daniel Gonzales
P.O. Box 3238
Hiialeah, FL 33013
dpenguin@aol.com

4th Vice President - Judges

Panel/Standards/Research
Mr. Cecil Gunby
8121 Highway 54
Sharpsburg, GA 30277
cgunby@bellsouth.net

Liaison Officer

Club Delegates/Show Dates
Mr. Doug White
13013 311th Avenue SE
Sultan, WA 98294
white.douglas@lincoln.navy.mil

Band Secretary

Ms. Paula Hansen
2234 Juneau Court South
Salem, Oregon 97302
(503) 581-8208
pjhansen@earthlink.net

President Emeritus

Mr. William Parlee
631 Talcottville Rd, Apt. 4N
Vernon, CT 06066
(860) 569-0200
billhtfdct@aol.com

Regional Vice Presidents

Region 1 V.P. (Northeast)

Mr. Bob French
90 Myrtle Ave #515
Whitman, MA 02382
(781) 447-3112
bobfrenchnfss@gmail.com

Region 2 V.P. (Southeast)

Mr. Ron Castaner,
13396 58th Court North,
Royal Palm Beach, FL 33411
(561) 792-6794
finches@bellsouth.net

Region 3 V.P. (Mid-Central)

Mr. Jim Heffernan
780 Fairwood St.
Inkster, MI 48141
(313) 2475900
Tielnmore@aol.com

Region 4 V.P. (Midwest)

- Vacant -

Region 5 V.P. (Mountain)

Mr. Terry Lane Cox
7126 East Princeton Place
Tucson, AZ 85710
(520) 296-4949
fetchafinch@cox.net

Region 6 V.P. (Pacific Coast)

Raspberry
9127 NE Thompson
Portland, Oregon 97220
503-233-4274
Raspberry@europa.com

Region 7 V.P. (Caribbean)

Mr. Roberto Rosa
Puerto Rico
(787) 505-9373

Region 8 V.P. (Canada)

Mr. Alfred Mion
1619 Pillette Rd, Windsor,
Ontario, Canada N8Y 3C4
(519) 948-6398
julianne@mnsi.net

Appointed Officers

Membership Dir. (Pro-Tem)

Ms. Cathy Luttrell
1029 Hicksmil Dr
Marietta, GA 30060
(678) 608-4429
cathyluttrell@gmail.com

Executive Secretary

Mr. Jim Heffernan
780 Fairwood St.
Inkster, MI 48141
(313) 2475900
Tielnmore@aol.com

FinchShop Manager

Ms. Alana Honea
735 NC Highway 24
Cameron, NC 28326
phone: (910) 242-9012
fax: (910) 242-9026
nfss-finchshop@charter.net

Treasurer (Pro Tem)

Mr. William Parlee
631 Talcottville Rd, Apt. 4N
Vernon, CT 06066
(860) 569-0200
billhtfdct@aol.com

Awards Manager

Bob Peers
1412 Spruce Ln.
Westmont, IL. 60559
(630) 960-2562
r.peers@comcast.net

Advertising & Promotions

Ms. Cathy Luttrell
1029 Hicksmil Dr
Marietta, GA 30060
(678) 608-4429
ccwkl@msn.com

Moderator, NFSS Forums

Mr. John Wilson
San Francisco, CA 94110
jwilson153@aol.com

NFSS Panel of Judges 2006

Nizam Ali

135-11 114th Street
South Ozone Pk, NY 11420

Charles Anchor

12384 Laurel Lane
Huntley, IL 60142
Phone: 847-515-1090

Laura Bewley

3538 S. 65 W. Avenue
Tulsa, OK 74107
Phone: 918-446-3999
lbewley@yahoo.com

Clarence Culwell

250 Horseshoe Drive
Springtown, TX 76082
Phone: 817-220-5568
COculwell@myfam.com

Dr. Al Decoteau

P.O. Box 546
Hollis, NH 03049
Phone: (603) 672-4568
spbe1@aol.com

Julie R. Duimstra

618 North Nesmith Ave.
Sioux Falls, SD 57103
Phone: 605-332-5424

Cecil Gunby

NFSS Panel Director
8121 Route 1, Hwy. 54
Sharpsburg, GA 30277
Phone/Fax: 770-254-1261
cgunby@bellsouth.net

Annette Howard

P.O. Box 404
Salem, OH 44460
Phone: 330-337-7654
annettehoward@sbcglobal.net

Sally Huntington

5634 Carnegie Street
San Diego, CA 92122
Phone: 858-452-9423
sallych@san.rr.com

Joseph Krader

2910 Alps Road
Corona, CA 92881
Phone: 909-272-6525

Dale Laird

P.O. Box 2459
Goldenrod, FL 32733
Phone: 407-657-7989
Jlaird2@cfl.rr.com

Armando Lee

1417 Del Prado Blvd., Ste 2
Cape Coral, FL 33990
Phone: 239-242-7675
Fax: 239-242-0333
alee@swfla.rr.com

Dennis J. Lewis

7446 Glasgow Road
Brooksville, FL 34613
Phone: 352-596-3376
dennis_14519@msn.com

Brian Mandarich

4743 E. Hedges Avenue
Fresno, CA 93703
Phone: 559-255-6508

Conrad Meinert

1212 E. 300 South
Warsaw, IN 46580
Phone: 574-269-2873
BirdmanofWarsaw@
kconline.com

Marion (Miki) Spartzak

945 Rosedale Avenue
Baltimore, MD 21237
Phone: 410-687-8915
mjs5295@comcast.net

Laura Tinker

31 Grape Hollow Road
Holmes, NY 12531
Phone: 845-855-2662
laura.tinker.b@bayer.com

Patrick Vance

18175 Avilla
Lathrup Village, MI 48076
Phone: 248-443-0643
spartanfinchman@cs.com

Christine Voronovitch

38 Liberty Street
Manchester, CT 06040
Phone: 860-649-8220
lbybeagle@aol.com

Jerri Wiesenfeld

2379 Water Bluff Drive
Jacksonville, FL 32218
Phone: 904-714-2133
jerrisjvas@aol.com

Martha Wigmore

18913 Boston Street NW
Elk River, MN 55330
Phone: 763-241-0071
newdlwig@mindspring.com

Paul S. Williams

101 Linden Drive
Eufaula, AL 36027
Phone: 334-687-1713
pwilliams@eufaula.rr.com

NFSS Affiliated Clubs/Events

For information on affiliating your club with NFSS, Please contact:

Mr. Doug White
13013 311th Avenue SE
Sultan, WA 98294
white.douglas@lincoln.navy.mil

or fill out the Affiliation Agreement located in the Journal
 or the NFSS website - <http://www.nfss.org/clubs/clubmain.html>

REGIONAL CLUBS

SOUTHEAST BIRD FANCIERS [SOUTHEAST U.S.]

DELEGATE Ginny Allen, (334) 749-7168; gndallen@earthlink.net
MEETINGS 1st Sat - June, Sept.; 2nd Sat - Dec, Atlanta Farm Mkt
<http://members.tripod.com/sebfg/sebf.htm>
WEBSITE
SHOW/EVENT SE Cockatiel Society Bird Fair & Show, May 6 & 7, 2006,
 The Governor's House Hotel, 2705 East South Blvd,
 Montgomery, AL
 (Contact: Jo at 256-892-2204 or Scott at 256-892-2204)

ALABAMA

CENTRAL ALABAMA AVICULTURAL SOCIETY

DELEGATE Margie Lanier, (334) 567-4073; margielanier@yahoo.com
MEETINGS 2nd Sunday of month: 2:30 p.m.
 Montgomery Zoo Education Building: Montgomery, AL
WEBSITE www.caasociety.com
SHOW/EVENT Bird Fair & Show, Sept 2-3rd, 2006
 Quality Inn and Suites Governor's House Conference
 Center, 2705 East South Blvd Montgomery, AL
 Judge: TBA
 Information contact: Ted Sexton, (256) 892-3072

CANADA

ESSEX-KENT CAGE BIRD SOCIETY [WINDSOR, ONTARIO]

DELEGATE Julianne & Alfred Mion, (519) 948-6398; julianne@mnsi.net
MEETINGS Monthly: alternating members' homes
CLUB WEBSITE www.essexkentcbs.com
SHOW/EVENT October 13-14-15, 2006, Fogolar Furlan Udine Bldg, 1800
 EC Row, North Service Rd, Windsor, Ontario

NFSS Affiliated Clubs/Events

CALIFORNIA

CENTRAL CALIFORNIA CAGE BIRD CLUB [Modesta, Ontario]

DELEGATE Naomi Cisper, (209) 957-3117

WEBSITE <http://www.ccasbirds.org/>

FINCH SOCIETY OF SAN DIEGO COUNTY [San Diego]

DELEGATE Mary Hibner, (858) 549-3705; mary37@yahoo.com

CLUB WEBSITE <http://www.sandiegofinchsociety.com>

WEST COAST ZEBRA & SOCIETY FINCH CLUB

DELEGATE Raspberry, (503)-233-4274; Raspberry@europa.com

CLUB E-MAIL Raspberry@europa.com

SHOW/EVENT West Coast Zebra & Society Club Specialty Finch Show
July 28-29; LaQuinta Inn, 200 Jibboom, Sacramento, CA

FLORIDA

SUN COAST AVIAN SOCIETY [Clearwater]

DELEGATE Mari Howard, (727) 726-6864; whoward7@tampabay.rr.com

MEETINGS 1st Sunday/month: Leisure World Mobile Home Pk,
Clearwater, FL

CLUB E-MAIL whoward7@tampabay.rr.com;

CLUB WEBSITE www.suncoastaviansociety.org

SHOW/EVENT August 5 & 6, 2006, St. Petersburg Coliseum, 535-4th
Avenue North, St. Petersburg, Florida

TREASURE COAST EXOTIC BIRD CLUB [Stuart]

DELEGATE Timothy McCormick - email: donglo57@bellsouth.net

MARYLAND

BALTIMORE BIRD FANCIERS, INC. [Baltimore]

MEETINGS Towson Public Library

DELEGATE Robert Mehl, (210) 581-7955; Robertmehl@verizon.net

CLUB E-MAIL baltimorebirdfanciers@verizon.net

CLUB WEBSITE <http://www.baltimorebirdfancier.org>

MICHIGAN

GREAT LAKES ZEBRA & SOCIETY FINCH CLUB [Livonia]

DELEGATE Jim Heffernan, 780 Fairwood St, Inkster, MI 48141, (313)
247-5900

SHOW/EVENT Great Lakes Zebra & Society Finch Specialty Show, August
26, 2006, Quality Inn, Plymouth Rd, Livonia, MI

NFSS Affiliated Clubs/Events

MISSOURI

GREATER KANSAS CITY AVICULTURAL SOCIETY (Kansas City)

DELEGATE Anthony Day (816) 731-1464; terryshelia@abcglobal.net
CLUB WEBSITE www.gkcas.org
SHOW/EVENT Bird Show - October 21, 2006
JUDGE Dr. Al Decoteau
LOCATION Holiday Inn Kansas City Sports Complex, 4011 Blueridge Cutoff, Kansas City, MO
CONTACT Anthony Day (816) 731-1464; terryshelia@abcglobal.net
SHOW/EVENT Bird Fairs - June 24, 2006; August 12, 2006; Oct. 22, 2006
LOCATION Holiday Inn Kansas City Sports Complex, 4011 Blueridge Cutoff, Kansas City, MO
CONTACT Maria Michel - email: mcmbirdsetcmichel@kc.rr.com

NEW YORK

ASTORIA BIRD CLUB (Brooklyn)

DELEGATE Dan Griffin (917) 741-3124; email: dgriffi1@yahoo.com
SHOW/EVENT Bird Show - November 14, 2006
JUDGE TBA
LOCATION 9401 Seaview Avenue, Brooklyn, NY
CONTACT Dan Griffin (917) 741-3124; email: dgriffi1@yahoo.com

EMPIRE FINCH & CANARY CLUB [West Hempstead]

DELEGATE John Lund, (516) 564-4692; irmanperez@aol.com
MEETINGS 1st Thursday of month: 8:00 p.m., Averill Blvd Park, Elmont
SHOW/EVENT November 11, 2006; St. Mark's United Methodist Church, 200 Hempstead Ave, Rockville Center, NY 11570

NORTH CAROLINA

RALEIGH-DURHAM CAGE BIRD SOCIETY [Raleigh]

DELEGATE April Blazich, (919) 851-8079; aprilb@bellsouth.net
MEETINGS 3rd Sunday of month: Glen Eden Pilot Park, Glen Eden Dr., Raleigh, NC
CLUB WEBSITE www.rdcbs.org
SHOW/EVENT May 27, 2006 (18th Annual Pet Fair & Exhibition), NC State Fairgrounds, Kerr Scott Bldg, Raleigh, NC

PUERTO RICO

ASOCIACION DE CRIADORES DE FINCHES DEL ESTE [Cagues]

MEETINGS First Sunday of month
DELEGATE Victor Cordero, (787) 893-7723; denise805@hotmail.com

TENNESSEE**SOUTHEAST TENNESSEE AVICULTURAL SOCIETY**

DELEGATE Susan Murphy - email: suern0909@bellsouth.net
SHOW/EVENT Bird Show - NFSS Region 2 show - September 23-24, 2006 (show-23, fair-24)
JUDGE Cecil Gunby
LOCATION George R. Stuart School, 20th Street NW @ Keith Street, Cleveland, TN
CONTACT Lisa Murphy (423) 263-0483; wlmurphy@usit.net

TEXAS**ALAMO EXHIBITION BIRD CLUB INC. [New Braunfels]**

DELEGATE Tom Neeley, (210) 645-9125; president@aebc.org
MEETINGS 4th Sunday of month, 3:00 p.m.: Becker CPA Center
 8033 Pinebrook, San Antonio
CLUB WEBSITE www.aebc.org

FORT WORTH BIRD CLUB (Fort Worth)

DELEGATE Clarence Culwell - email: coculwell@myfam.com
CLUB E-MAIL janiceeandroy03@vearthlink.net
CLUB WEBSITE www.fwbs.org
SHOW/EVENT Bird Show - September 23, 2006
JUDGE Clarence Culwell
LOCATION Grapevine Convention Center, 1202 South Main, Grapevine, TX
CONTACT Jerry Cason (817) 237-5867; jerrycason@mindspring.com

TEXAS BIRD BREEDERS (Temple)

DELEGATE Clarence Culwell - email: coculwell@myfam.com
CLUB WEBSITE www.texasbirdbreeders.org
SHOW/EVENT Bird Show - November 4, 2006
JUDGE Paul Williams
LOCATION Mayborn Convention Center, Temple, TX
CONTACT Barbara Irwin (817) 572-6262

WASHINGTON**CASCADE CANARY BREEDERS ASSOCIATION [Seattle]**

DELEGATE Janel C. Johnson, (425) 226-8899; katbird57@aol.com
MEETINGS 3rd Sunday of month, 1:00 p.m.
 Keppler's Feed: 16442 S.E. Renton-Issaquah Road, Renton
CLUB WEBSITE www.cascadecanarybreeders.org
SHOW/EVENT Nov. 25, 2006, Evergreen State Fairgrounds, Monroe, WA

NFSS FINCH SHOP



NFSS PHOTO CD & SCREEN SAVER The NFSS photo CD is comprised of nearly 500 photos provided by NFSS members. Microsoft Windows compatible screensaver comprised of over 150 of the photos. All photos are in .jpg format for ease of viewing. The CD includes photos of species from several continents, from Societies to Starlings, Waxbills to Weavers.
ONLY \$10.00



NFSS Logo Polo Shirt A short sleeve, tan, 100% pre-shrunk cotton Polo Shirt with embroidered Logo over left chest. Graphic is blue with writing in green. Available in *Men's M, L & XL*..... **\$28.00**



Long Sleeve Logo Shirt 100% Heavy Cotton Pocket Oxford Shirt. Light Blue color with Navy blue embroidered Logo on left chest. Men's L & XL..... **\$35.00**



NFSS Logo Cap 100% Cotton Adjustable Dark Blue Cap. Graphic is tan & green with National Finch and Softbill Society Lettering. (*One size fits most*)..... **\$16.00**



NFSS Zebra Finch Pin A Perfect gift for any Zebra fancier! A multicolored enamel lapel pin. Features a Zebra finch design center with gold lettered National Finch and Softbill Society around outer edge. Pin is 1" (25mm) in diameter..... **\$5.00**



NFSS Tote Bag 100% Sturdy washable cotton denim in a neutral color with full color NFSS Logo on one side. 14" High X 16" wide- with 22" heavy web handles. Perfect to travel with.

Clearance Priced- ONLY \$8.00



NFSS Bumper Sticker Full Color Logo Bumper Sticker. Measures 4" X 6". Perfect for notebooks, cars & windows. Another way to show your pride!

Special price: Only \$1.00 each



NFSS Logo Pin Silk screened multicolored Lapel Pin. Features Full color NFSS Logo. Pin measures 1 1/4" (32mm). Great way to show your NFSS Pride... **\$2.50**




NFSS Name Badges Finely detailed black engraving on a white plastic background. Imprinted NFSS Logo. The standard badge comes with one line of engraving and a standard pin type fastener. (A second line of engraving is only \$1.00 or Magnetic Fastener for an additional \$1.50)
Standard Badge..... **\$8.00**



Egg Candler A must have for any breeder! Comes with a *Lifetime Warranty* Also included are 2 "AAA" batteries, a light bender and a Xeon Bulb (The most powerful pocket light in the world) Perfect for in Nest inspections of those "sensitive types".
A great item for only..... **\$20.00**

NFSS FINCH SHOP



NFSS Judge's Handbook & Official Standards
 NFSS Official Show Standards. Also includes: NFSS Bylaws, current show classification schedule, points/awards schedules, banding information, Standards of conduct for Panel judges, Judge's report Forms and information for those aspiring to become a NFSS Panel Judge.....**\$15.00 each**



Finch Husbandry Video (Available in DVD or VHS formats) This video is by Vince Moase, formerly of the Metro Toronto Zoo, spans time and aviaries built in two different residences. It was originally produced to help budding aviculturists in Vince's local bird club. Now being offered here.....**DVD -\$15.00**

Special Clearance....VHS- \$10.00



NFSS JOURNALS (Past Issues)
 NFSS Bulletins & Journals from the inception of the NFSS are available from 1984 to present. (An index 1984 to present is available on the website at: www.nfss.org) An excellent source for that hard to find information on your birds. **Be sure to specify year and volume when placing your order.** A great value at **\$4.00 an issue**



Leg Band Cutters A must have for every bird owner! A necessary item for those unexpected emergencies that happen to any bird. These could be the difference between a slight injury and the loss of a foot or even your feathered friend. **\$ 8.00 ea**

NEW ITEMS!!!!



"Breeding American Songbirds" by Rob van der Huist This hard covered book, which is over 300 pages, is entitled: "Breeding American Song Birds - Cardinals, Grosbeaks, Buntings & Siskins", contains over 250 beautiful and detailed pictures, detailing each species in detail. A great deal at only..... **\$50.00 ea**



"THE GRUMPY GOULDIAN" Even someone this good-looking can have a bad day once in a while! This is a photo of just one of those days. This photo is a full color 8"x10" of a Male Lady Gouldian Finch. Autographed by a well know breeder. Perfect for framing or as a gift. Specially priced..... **\$5.00 ea**

NFSS FINCH SHOP

NFSS Finch & Softbill Mouse Pads Available in several different species or a custom made pad with *YOUR* favorite Photo. Choose yours today so your computer time can be bird time to.

Custom Mouse pad (your photo) only \$12.00

Standard Mouse pad only \$8.06 (be sure to specify photo)

		
Red-headed Parrot Finch	Pekin Robin	Cuban Finch
		
Sweet Waxbills	Societies	White Hooded Nuns
		
Gold Breasted Waxbills	Coal Tit	Custom Order Image

These and many other Finch & Softbill related items can be ordered or seen with more detail at www.nfss.org. Come visit us today!

*Something you would like **YOUR** Finch Shop to carry?*

Let us know at nfss-finchshop@charter.net

NFSS FINCH SHOP

Order form

NAME: _____ NFSS MEMBER# _____

ADDRESS: _____

CITY: _____ STATE: _____ ZIP _____

PHONE: _____ EMAIL: _____

ITEM	DESCRIPTION/SIZE/STYLE	PRICE	QTY	TOTAL
S/H	Orders \$ 0.01 to \$9.99 - add \$3.85, Orders \$10.00 to \$49.99 - add \$5.80, Orders \$50.01 to \$99.99 - add \$7.70, Orders \$100.00 and over add \$9.90			

TOTAL ENCLOSED _____

Payment Method:

Check/MO/Credit Card (via website only) _____

*Mail your completed form and payment **made payable to NFSS** to:*

**ALANA M. HONEA
NFSS FINCH SHOP MANAGER
735 NC HWY 24
CAMERON, NORTH CAROLINA
28326-8549**

Or visit our website: www.nfss.org

Is there something you would like **YOUR** Finch Shop to carry? Let us know today at nfss-finchshop@charter.net

EMERALD ISLE AVIARIES

313-247-5900 – Email: spkennel@aol.com - 269-641-7209

SOFTBILLS

Yellow Hooded Blackbirds \$220 pr; red-legged honeycreepers \$500 pr;
yellow-legged honeycreepers \$500 pr; turquoise tanager \$200 ea

AUSTRALIAN FINCHES

Gouldian Finches: normal; red, black or orange headed \$70 ea; white-chested \$75 ea; yellow \$100 ea
Diamond Firetail - normal \$75 ea; Cherry Finch - normal \$75 ea, Fawn \$80 ea;
Star Finch - normal \$60 ea, Fawn \$45 ea; Owls - \$70 ea

AFRICAN FINCHES

Blue-capped Cordon Blue - \$100 pr; Rosy-rumped Waxbills \$25 ea;
Pintailed Whydah - uncolored \$25 ea - full color males \$70 ea; Orange Bishop - uncolored \$8 ea - colored \$30 ea
Abyssinian Crimsonwing \$140 pr; yellow rumped grey singers \$60 ea

ASIAN FINCHES

Indian Silverbill \$15 ea; Bronze-winged Mannikin \$10 ea; Spice Bird \$8 ea; Pearl-headed Amadine \$60 ea
Java Sparrow - white \$30 ea; Java Sparrow - Silver \$150 ea (waiting list on these)

SOUTH AMERICAN FINCHES

Hooded Siskins \$90 ea; Golden-billed Grosbeak \$200 pr; Blue backed Grassquit \$80 pr; red crested finch \$300 pr
rufous collared sparrow \$40 ea; collared warbling finch \$40 ea; peruvian meadow lark \$300 pr

EUROPEAN FINCHES

European Goldfinch \$50 ea; European Siskin \$60 ea

Society Finches

black/brown societies \$30 ea; chocolate societies \$20 ea; grey societies \$30 ea; pearl societies \$45 ea

Quail

Button Quail - all colors - males \$5 ea females \$8 ea
Valley Quail \$10 ea; Gamble Quail \$10 ea; Elegant Quail \$50 ea; Mountain Quail \$50 ea

Doves

normal diamond doves \$15 ea; whitetail \$20 ea; red \$30 ea; pied \$50 ea

Parrotlike

redrumps pied \$225 pr; redrumps cinnamon pied \$250 pr; redrump opaline \$200 ea

Wanted mountain/elegant/mearns quail; Wanted all types of finches /canaries /Hook bills in quantities
contact Jim or Andrew at the above addresses

Shipping available airlines only on all finches canaries and Hookbills
USPS shipping available on Quail / Doves; All eggs shipped priority mail

Exotic Finch Loft

33 E. Central Ave., Miamisburg, OH 45342 • 937-847-9765

We Stock the Birds That We Advertise!

www.exoticfinchloft.com

Please check our website or call for weekly update of current inventory. Prices listed are per bird.

Parrot Finch, Red Head	\$135	Red Ears Waxbill.....	\$35
Parrot Finch, Blue Face	\$120	Spice	\$18
Parrot Finch, Forbes	\$150	Society, Brown or Fawn	\$12
Parrot Finch, Pintail	\$125	Zebra, Gray or Fawn	\$12
Peters Twinspot.....	\$ 95	Normal Gouldians	\$95
Dybowski Twinspot.....	\$ 95		
Blue Cap Cordon Bleu	\$ 70	Canaries	
Red Face Crimson Wing	\$ 95	American Singer (male)	\$80
Shafttail, Gray.....	\$ 65	American singer (hen).....	\$60
Shafttail, Fawn.....	\$ 75	Red Mahogany.....	\$95
Star, Red Face	\$ 65	German Roller.....	\$85
Star, Yellow Face	\$ 75	Red Mosaic	\$95
Silverbill, Grayhead	\$ 70	Yellow Mosaic	\$95
Owl or Bicheno.....	\$ 80	Gloster.....	\$90
Diamond Firetail	\$ 95	Raza Espanola.....	\$95
Masked	\$105	Fife Fancy	\$75
European Goldfinch	\$ 65	Red Factor	\$95
Orange Cheek Waxbill.....	\$ 35	Lizard.....	\$95

Prices are subject to change.

We accept major credit cards, money orders and checks. Birds can be Shipped via USPS Express Mail. The cost of this service is \$35 per container of birds. Minimum order of \$100 + shipping charges.

Free shipping for USPS orders over \$500.

The Exotic Finch Loft is a bird store located in southwest Ohio, selling finches and canaries exclusively. We have over 800 birds in stock representing 25 species of finch and 10 types of canary.

Our store hours are noon to 7 pm EST, Monday through Saturday
1 pm to 5 pm Sunday).

If you are visiting this part of the country – we are just south of Dayton. Stop in and see our huge inventory of birds. We also offer tours of our breeding room.

Discounts Available for Larger Orders

NFSS AFFILIATION AGREEMENT

Please fill out this form in its entirety.

Club Name: _____
Club City: _____ State _____
Club Meeting Dates and Location: _____

Club Delegate to NFSS: _____
Address: _____
*Phone: _____ *Email: _____

Delegate's Signature: _____
Club Officer: _____

Address: _____
*Phone: _____ *Email: _____

Club Email: _____ Club website address: _____
Please indicate to whom we should mail the Journal.

Name: _____
Address: _____

Please list your club events to be posted in the NFSS Journal.
Event: _____

Date: _____ Location: _____
Contact: _____ Email: _____

(Please list additional info & events on another piece of paper)

SHOW INFORMATION

*Date: _____ Judge: _____

*Location & address: _____

*City: _____ State: _____ Zip: _____

*Show Manager: _____

*Phone: _____ *Email: _____

*Other Divisions: _____

REGIONAL SHOW APPLICATION

Is your club interested in hosting your area NFSS regional show this year?

YES ___ NO ___ Has your club ever hosted a regional show?

YES ___ NO ___ If YES, what year(s) _____ Date of your 2006 show _____

Why would you like to host an NFSS Regional show? _____

(*NFSS may use this information in the NFSS Journal and on its website.)

Affiliation Fee is 30.00 - Please make check payable to NFSS and mail to:

**NFSS AFFILIATIONS
C/O Douglas White
13013 311th Ave SE
Sultan, WA 98294**

NFSS MEMBER and NON-MEMBER ORDER FORM

Split Plastic Band Choices: Red, Dk Green, Lt Green, White, Pink, Black, Purple, Yellow, Orange, Dk Blue, Lt Blue **MINIMUM ORDER \$5.00**

SPLIT PLASTIC BANDS - \$1.50 PER STRING OF 10 BANDS

INDICATE QUANTITY BELOW AND COLOR

XF	XCS	XCL	XB	X3	SUBTOTAL

NFSS MEMBERS ONLY *Closed traceable aluminum bands available in only the NFSS color of the year. Aluminum bands are engraved with initials NFS, Size Code, Yea & Number. There is no choice of number. All aluminum bands are recorded for permanent reference. Bands are ordered in strings of 10, same size. New members may order before receiving their membership number. Write "New" for an NFSS Member #. Orders are processed weekly as received. Please, no mail requiring signatures.*

The banding and marking of wild birds is very tightly regulated by the Federal government. It is illegal to use ANY band on a bird that is released to the wild except a Federal band issued by US Fish and Wildlife.

ALUMINUM BANDS - \$3.25 PER STRING OF 10 BANDS

INDICATE QUANTITY BELOW

A	B	C	D	E	G	J	K	L	M	R	S	T	SUBTOTAL

If you choose not to include this sum, NFSS will NOT be responsible for replacements.

POSTAL INSURANCE
 Under \$50.00 - \$1.30
 \$50.00 to \$100.00 - \$2.20
 Over \$100.00 - \$3.20 _____

HANDLING FEE \$2.00 _____

PLASTIC & ALUMINUM SUBTOTAL _____

TOTAL _____

BANDS FOR YEAR: _____ **NFSS MEMBER #:** _____

NAME: _____

ADDRESS: _____

CITY/STATE/ZIP: _____

E-MAIL: _____

PAYMENT PAYABLE TO NFSS
MAIL TO: Paula Hansen, 2234 Juneau Ct. S., Salem, OR 97302

The National Finch & Softbill Society Guide to Ordering NFSS Closed Leg Bands

- Size A: Gold-breasted Waxbill, Orange-cheeked Waxbill, Owl (Bicheno) Finch, Quail Finch, Red-eared Waxbill, Strawberry Finch, and other small waxbills.
- Size B: Black-cheeked Waxbill, Cordon Bleu, Cuban Melodious Finch, Fire Finch, Olive Finch, Rufous-backed Mannikin, Timor Zebra, Peales Parrot Finch.
- Size C: B&W Mannikin, Violet Eared & Blue-capped Waxbills, Purple Grenadier, Bronze-winged Mannikin, Cherry Finch, Green Singing Finch, Grey Singing Finch, Heck's Shafttail, Lavender Finch, Painted Finch, Pileated Finch, Pytilias, Red-headed & Forbes (Blue-breasted) Parrot Finches, Shafttail Finch, Silverbills, Star Finch, Red Siskin, Society (Bengalese) Finch.
- Size D: Blue-faced Parrot Finch, Lady Gouldian Finch, Chestnut-breasted & most smaller mannikins, most other Parrot finches, Pictorella Finch, Pintailed Nonpareil, most Twinspots, Yellow-rumped Finch, Standard Zebra Finch.
- Size E: Black-crested Finch, Diamond sparrow, European Greenfinch, Golden Song Sparrow, Nuns, Peter's Twinspot, Siskins, Spice Finch, European Goldfinch, European Zebra.
- Size G: Magpie Mannikin, Siberian Goldfinch, most larger mannikins, small tanagers.
- Size J: Pekin Robin, Silver-eared Mesias, most small softbills.
- Size K: Java Rice Birds, Red-crested Cardinal, Saffron Finch, Shama Thrush
- Size L: Diamond Dove, Mousebirds, other small doves, quail, softbills.
- Size M: Leaf Birds, Pagoda Mynah, large Sunbirds, Superb Starlings.
- Size R: Green/Purple Starlings.
- Size S: Indian Hill Mynah, Java Mynah, Ring-necked Dove, Toucanettes, White-tailed Jay.
- Size T: Small Hornbills, Plush-capped Jay, small Toucans, small Touracos.

Banding instructions are included with each order.

Guide to Ordering Open Plastic Leg Bands

- Size XF: Cordon Bleu, Fire, Orange-Cheeked, Red-Eared, Lavender, Blue Capped Waxbills, Owl, Cherry, Green & Grey Singers, Painted, Hecks & Masked Grassfinch, Gouldian, Most Parrot Finches, Zebra, Bengalese (Society), Stars.
- Size XCS: Nuns, Cutthroats, Diamond Firetails (Diamond Sparrows), most Twinspots, Siskins, (Canaries - Gloster, Fife, Miniature & Fancy).
- Size XCL: Red Faced Pytilia, Pekin Robin, (Canaries - Roller, Borders, Lizard, Norwich, Yorkshire, Red Factor).
- Size XB: Indian Shama, Diamond Dove, Chinese Painted (Button) Quail, Budgies, Grass Parakeets.
- Size X3: Lovebirds, Rosellas, Many Softbills.

CLASSIFIED ADS

CLASSIFIED RATES: \$4.00/Issue (Up to four lines of text). Free Classifieds to NFSS Finch/Softbill Save Program Members. Contact Cathy Luttrell, 1029 Hicksmill Drive, Marietta, GA 30060, (phone) 678-608-4429, email: ccwkl@msn.com

GOULDIAN FINCH BREEDING

COLONY FOR SALE: All colours, including a blue male. Over 40 birds. Many normals with combinations of red, black, orange head, many white breasted, and some yellows. Colony comes with five-plus pairs of Society finch fosters included. Excellent breeders, young birds, parent-raising well in colony set-up. Good gene pool mix with unrelated stock. These are quality birds! \$3,000 firm. Will ship. Call John at (509) 443-2505 or e-mail: cellofelow_8@hotmail.com.

FOR SALE: Star Finches (yellow faced, normals and peds), Shafttails (normals and fawns), Diamond Firetails, Lady Gouldians, show Societies (chocolate, fawns and whites) all NFSS banded. Taking orders for Spring hatch. Will ship. E-mail: studioone@cox-internet.com Darrin Hill, Species captain, Star and Shafttail finch, Finch & Softbill Save, NFSS.

FOR SALE - GOULDIAN FINCHES

Most all colors. Breeder & Exhibitor of Quality. Will Ship. Shirley Perkins, Portland, OR (503) 659-0229 or www.homestead.com/gouldian/

FOR SALE: Java Rice Finch cinnamon & split to cinnamon. Cinnamon \$40 Splits \$25 Contact No. (864) 882-2283

FOR SALE: Baby Black-cheeked Zebra's - \$15.00 & reg. \$10. small time breeder, may have to put order in! WI area # 608-212-8933 Peggy

WANTED: Black tailed Haw finches (any amount), male scarlet hooded blackbird and a male persa touraco. Aurelio Padron. (850) 929-4452 Email lafinca@digitalexpress.com

WANTED: Fairy Bluebird and/or Red-crested Cardinals for breeding program. Contact Greg Bockheim (574) 233-4648; - Gregbockheim@aol.com



NFSS FINCH/SOFTBILL SAVE Information/Application Request

Name: _____

Address: _____

City: _____

State: _____ Zip: _____ Country: _____

Phone #: _____ E-Mail: _____

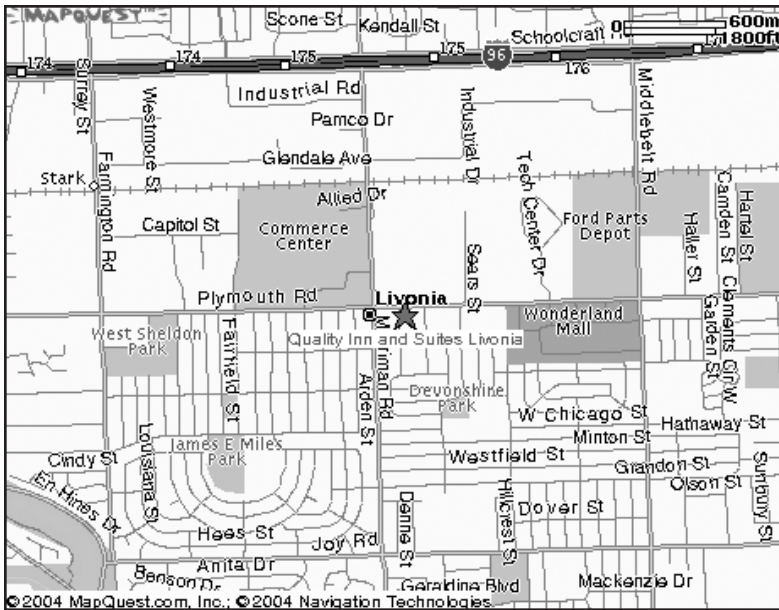
Mail Request to:

Mr. Daniel Gonzales, P.O. Box 3238, Hialeah, FL 33013

You are Invited to the 2006 Great Lakes Zebra & Society Finch Club Show

When: Saturday - August 26, 2006

**Place: Quality Inn - Livonia, MI.
(on Plymouth Road, one block west of Middlebelt Rd)**



Judges:

Patrick Vance of Michigan - will judge Society Finches
Alfred Mion of Canada - will judge Zebra Finches

Show Information Contact:

Quality Inn & Suites Livonia
30375 Plymouth Road, Livonia, MI 48150
734-261-6800



Membership Application

Name: _____

Dual Membership 2nd Name: _____

Address: _____

City: _____

State: _____ Zip: _____ Country: _____

Phone #: _____ E-mail: _____

New Member? _____ Renewal (List NFSS #) _____

How did you hear about us? _____

Membership Dues *(Select One)*

	<u>Single</u>	<u>Dual</u>	<u>Foreign</u>	<u>Junior</u>
1 Year:	\$30 <input type="checkbox"/>	\$35 <input type="checkbox"/>	\$35 <input type="checkbox"/>	\$10.00 <input type="checkbox"/>
3 Years:	\$85 <input type="checkbox"/>	\$99 <input type="checkbox"/>	\$99 <input type="checkbox"/>	
5 Years:	\$140 <input type="checkbox"/>	\$165 <input type="checkbox"/>	\$165 <input type="checkbox"/>	
Life:	\$1500 <input type="checkbox"/>	\$1740 <input type="checkbox"/>	\$1740 <input type="checkbox"/>	

Mail Application & Check Payable to NFSS:

Ms. Cathy Luttrell
1029 Hicksmil Drive, Marietta, Ga 30060
(678) 608-4429
cathyluttrell@gmail.com

A Varied Diet Improves Health

Insects are a natural nutrition source for nearly all birds at some point in their development. Our dried insects provide an easy way to add natural fats and trace nutrients.

One ounce of dried larvae is like 5 ounces of live ones - that's about 10,000 insects!

Whole dried insects can be stirred into seed mixes. Ground insect powder can be added to your homemade eggmeal, egg bread, or sprinkled over fruit.

Make our insects part of your birds' healthy diet.

FREE!!!

***Insect Samples,
FREE with any purchase!
A \$9.95 value—free*.***

Includes: 1 oz of whole dried pupae
1 oz of ground pupae

- 1 oz dried = 10,000 insects! •

*Offer good through December 31, 2005. Use discount code "NFSSFree" on our website.



Our insects provide the protein birds need!

Excellence in insect husbandry since 1976.

**Visit our website for
more premium...**

- Blended Diets
- Protein Supplements
- Dried Insects ▪ Live Insects



www.OregonFeederInsects.com

Sales@OregonFeederInsects.com

PO Box 714, Tillamook, OR 97141

Toll Free: 866-641-8938



37212 Butternut Ridge, Elyria, OH 44035

We cage 'em, You raise 'em™

The EuroCage™ is based on a design used by many European bird breeders. The cages can be used singly or in stacks of three high, covering an entire wall or room. The cages are light, sturdy, have powder-coated fronts and durable white plastic sides. These opaque sides are an important part of successful breeding; they separate the pairs so they can hear each other without seeing each other. Each unit can be equipped with a fluorescent light to show the birds to their best advantage. Nestboxes can be placed on a platform inside the cages which assures that banks of cages can be neatly fitted together. The design of the cage allows for maximum hygiene with minimum effort, and the high quality aluminum tubing is designed for a lifetime investment. Any questions...



CC **Corners Limited**
CUSTOM CAGING SPECIALISTS

Call 1.800.456.6780