

The NFSS Bulletin  
Volume 16 No. 2  
March/April 1999



*Japanese frilled society finches in the hand of the breeder. Osamu Tamura*

IN THIS ISSUE:

Finch Books - A Review

Importing Society finches from Tokyo - The Story  
Quarantine Procedures

Top Ranking Finches and Softbills by NFSS Classification  
Biosafety in the Aviary

Hands-on Finches - Feathers in Flight Aviary  
Judging Birds and Mating (but not at the same time)



*Nederlands* VITA SEED™

---

*What Champion Breeders  
Feed Their Birds.*

Feed you birds what champion breeders feed worldwide.

Nederlands Vita Seed Diets are vitamin and mineral fortified through a unique pasteurization process that insures your birds receive the necessary nutrients. Made with only first grade seeds and human-grade fruits and vegetables, Nederlands Vita Seed are the freshest pet bird diets available today. Also check out our new naturally preserved Nederlands Vita Krunch and T.L.C Hand Feeding Formula with active Lactobacillus.

Call The Higgins Group at 1-800-878-2666 for the distributor or dealer nearest you.

---



Our Best Customers Are Your Pets

# The NFSS Bulletin

Home Office

3412 Far Hill Circle, Birmingham, AL 35243

**<http://NFSS.net>**

**Publisher:** The National Finch and Softbill Society

**Editor:** Kerri Ann McCoy

**Asst. Wordprocessors:** Susan De Busk, Lynda Scott and Janice Trost

## **Editorial Policy/Disclaimer:**

The *NFSS Bulletin* is published bi-monthly by the National Finch and Softbill Society. The following deadlines normally apply to all aspects of the Bulletin: 1/1, 3/1, 5/1, 7/1, 9/1, 11/1. Should you have any questions or require additional information, please contact the Editor.

**NFSS members are encouraged to submit articles, drawings, and photographs.** NFSS reserves the right to edit and/or reject all editorial, photographic and advertising materials submitted to the *NFSS Bulletin* for publication. Photographs, when submitted shall become the sole property of NFSS and shall be subject to use in any and all NFSS program. We will return them to you after use, if requested.

Affiliated clubs have permission to reprint all articles unless marked "All Rights Reserved". "All Rights Reserved" articles require the author's written permission and all "reprinted by permission of" articles require written permission from the originating source. Opinions expressed in articles and published in the *Bulletin* do not necessarily reflect the opinions of the Editor, NFSS or its Board of Directors.

Advertisements in the Bulletin are not endorsed by NFSS unless stated otherwise. NFSS assumes no responsibility for advertiser's claims or the quality of their products or services.

Copyright 1999 The National Finch and Softbill Society.

The cover photo of the NFSS Bulletin was used with the courtesy of Mr.  
Osamu Tamura.

# The National Finch and Softbill Society

## Officers

<b>President</b>	Ron Castaner	Phone: 561-585-2750 Fax: 561-585-3648 Email: finches@bellsouth.net
<b>1<sup>st</sup> Vice President</b> Regional VPs	Dale Laird	Phone/Fax: 407-657-7989 Email: dalel@magicnet.net
<b>2<sup>nd</sup> Vice President</b> Publications	Kerri McCoy	Phone: 205-969-9177 Fax: 205-972-8984 Email: jmcocoy@mindspring.com
<b>3<sup>rd</sup> Vice President</b> FinchSave/Census	Daniel Almaguer	Phone: 407-894-3808 Fax: 407-894-6400 Email: DRAFinch@aol.com
<b>4<sup>th</sup> Vice President</b> Judge's Panel, Stds. & Research	Stephen Hoppin	Phone: 941-997-2237 Fax: 941-997-NFSS Email: n2finchs@peganet.com
<b>Membership Director</b>	Eileen Laird	Phone/Fax: 407-657-7989
<b>Executive Secretary</b>	Paul Williams	Phone: 402-592-5488 Email: RolTide@ix.netcom.com
<b>Treasurer</b>	Martha Wigmore	Phone/Fax: 612-241-0071
<b>Liaison Officer</b> Club Del/Show Dates	Dianna Rubly	Phone/Fax: 717-774-3354 Email: FinchNut@aol.com
<b>Band Secretary</b>	Eileen Laird	Phone/Fax: 407-657-7989
<b>President Emeritus</b>	William Parlee	Phone: 860-569-0200 Email: BillHTFDCT@aol.com

## Appointed Officers

<b>Editor</b>	Kerri McCoy	See 2 <sup>nd</sup> Vice President Above
<b>Points Manager</b>	Stephen Hoppin	See 4 <sup>th</sup> Vice President Above
<b>FinchShop Manager</b>	Julie Duimstra	Phone: 503-261-8788
<b>Awards Manager</b>	Ginny Allen	Phone/Fax: 334-749-7168 Email: gndallen@earthlink.net
<b>Advertising &amp; Promotions Mgr.</b>	Daniel Almaguer	See 3 <sup>rd</sup> Vice President Above.
<b>Website Manager</b>	Marc Riva	Phone: 905-576-1901 Fax: 905-436-9872 Email: riva@rogers.wave.ca
<b>Census Manager</b>	Daniel Almaguer	See 3 <sup>rd</sup> Vice President Above

## Regional Vice Presidents

<b>Region 1-Northeast</b>	Kris Kroner	Phone: 215-628-4143 Email: ktkroner@Erols.com
<b>Region 2-Southeast</b>	Armando Lee	Phone: 305-270-1000 Email: alee@bellsouth.net
<b>Region 3-MidCentral</b>	Tom Rood	Phone: 217-774-5265 Email: tjrrod@bmmhnet.com
<b>Region 4-Midwest</b>	Clarence Culwell	Phone: 817-220-5568
<b>Region 5-Mountain</b>	Jim Norman	Phone: 303-427-6260, Email: JIMSP@aol.com
<b>Region 6-Pacific Coast</b>	Sally Huntington	Phone/Fax: 619-452-9423 Email: huntington-center@worldnet.att.net
<b>Region 7-Caribbean</b>	Rich Morales	Phone/Fax 787-745-4273 Email: sunshine@tropicweb.net

## In This Issue:

Section 1 of this issue contains the Treasurer's Report from the Annual Membership meeting, which was held on November 21<sup>st</sup> in Chicago, IL at the National Cage Bird Show. The NFSS Board meeting for the 4<sup>th</sup> quarter was also held in Chicago and the meeting minutes are contained herein.

I am very pleased with the content of this issue of the Bulletin. We start out with a very informative review of finch books available for aviculturists. Harry Bryant, a fellow NFSS member takes the time to include ISBN numbers and other pertinent information to help hobbyists choose the books that are best for him/her.

Michael Marcotrigiano, another fellow NFSS member shares his exciting journey with us as he steps us through the importation process. Michael imported society finches never before on American soil to the United States. For you society fans I think you will find the article quite exciting.

Each and every one of us has a quarantine procedure, which we follow. Some hobbyists may be new to the hobby and could use some good guidelines to follow. Fellow member Carol Heesen shares her process with the membership. Even the most experienced aviculturists can acquire some knowledge from Carol's article.

For those interested our Judges Panel Chairman, Steve Hoppin took the time out of curiosity to keep track of which species of birds placed best in show or on top bench in 1998. I myself found the list quite interesting.

Ross Bishop, another NFSS member spent an exorbitant amount of time compiling the information in the article Biosafety in the Aviary. I can say, after typing it into the Bulletin format I found myself in my birdroom for two full days cleaning. The information contained in the article is invaluable to aviculturists.

Fellow member and officer Ginny Allen opens her door to the NFSS membership and shares her breeding experience and her beautiful aviary with us all. If you are anything like me, you will want an aviary just like Ginny's for yourself.

Tom Rood in his usual humorous fashion shares his expertise with setting up birds to breed for best qualities. Whether you are an exhibitor or just a hobbyist you will find the information Tom offers to be worthwhile.

The NFSS census is contained again this year in the center of the Bulletin. Please take the time to fill it out. I found it amazing how many people relied on the information in the census, to locate stock they were desperate to acquire. The more members that contribute the richer it is for all of us.

A detailed listing of how the upcoming election process will run is also contained in this issue. The nomination committee hopes that by including a time line of events NFSS members will become more proactive in the election process for the next term. - Kerri

# The NFSS Bulletin

Volume 16 No. 2

March/April 1999

## *Section 1*

In This Issue	3
From the Editor's Desk	5
1998 NFSS Annual Membership Meeting - Treasurer's Report	6
1998 NFSS 4 <sup>th</sup> Quarter Board Meeting	7

## *Section 2*

Finch Books	9
Importing Society Finches from Tokyo - The Story	16
Quarantine Procedures	24
Top Ranking Finches and Softbills per NFSS Section Classifications	28
Biosafety in the Aviary	31
Hands-On Finches - Feather in Flight Aviary	43
Judging Birds and Mating (but not at the same time!)	49
NFSS 2000/2001 Election Process	54

## *Section 3*

NFSS Affiliates, Delegates, and Shows	59
1999 Show Dates	62
Board of Directors 1998-99	69
FinchSave	71
Membership Application	72
Band Order Form	73
Guide to Ordering Closed Leg Bands	74
Leg Banding Procedure	76
Classifieds	77
NFSS Judge's Panel 1998	78
FinchShop Order Form	80

## *Advertisers*

Higgin's Group	inside front cover
Delta Aviculture and Ornithology Research Assoc.	53
The Estrildian	26
Rainbow Mealworms	52
Don's Birds and Aviary Supply	22
Seacoast Publishing	61
GW Associates, Inc.	30
Noah's Kingdom	27
Avian Medicine Chest	42
Ecotone Aviaries	48
Horizon Micro-Environments	inside back cover

## From the Editor's Desk

Responsibility, what is it? From the time we are mobile on two feet each and every one of us carries a certain responsibility. It may be something as simple as picking up our toys as a child to the more serious accountability each one of us as adults and young adults carries with us each and every day. The levels of responsibility each of us adheres to in life is uniquely different based on the different paths we take in life. There is however, one common thread among all of us - the birds.

When you bring that first pair of birds home, are you aware of the responsibility that you have accepted in regards to those birds? The nurturing and caring that is required. The right those birds have to a decent life. How many times in your travels have you witnessed individuals who have a total disregard to accept any responsibility for the creatures that they have taken into their care?

I am thrilled each and every time I see the glimmer of excitement in the eyes of a young hobbyist. It brings back memories of the days when I sat and watched my first new pair of birds, for hours. Even today I sometimes cannot contain my excitement when I open a shipping box with new arrivals. Are we as hobbyists providing the appropriate benchmarks for young hobbyists to cling to, to learn from?

What is our responsibility to aviculture? For those that are active members or officers of their bird club it may entail supporting their club in the capacity of the position they have accepted to fulfill. As a private hobbyist it may mean that clean water, fresh seed, and the most natural, stress free environment is provided for the creatures that are in our care. But is that all that is required to have a responsibility to aviculture?

I've oftentimes thought that those that keep a dirty birdroom or show a lack of disregard for their birds or for fellow hobbyists for that matter are somehow lacking in the basic principles that make up responsibility. But perhaps it is the example that we as hobbyists have created is somehow lacking in providing the appropriate guidelines or principles for one to follow. If you leave that birdroom without conveying your distaste with its appearance are you wrong? I am sure that many of you, myself included would probably refrain from expressing our disappointment to the hobbyist in question. But, isn't that a travesty to do so?

Perhaps we need to redirect our focus. The seed we use, whether a bird has placed on top bench, or how large our clutches are is all really immaterial. Perhaps what aviculture needs more than anything else is a quick shot of responsibility, in every aspect of the hobby. Perhaps each and every one of us needs to reevaluate our principles and ensure that the important benchmarks of aviculture are permanently instilled in the inexperienced as well as the seasoned aviculturist. *Kerri*

December 6, 1998

To the NFSS Board of Directors  
1998 Annual Membership Meeting  
NCBS, Chicago - November 21, 1998  
Treasurer's Report

Per the NFSS Bylaws (Article 8, Paragraph 3), the NFSS Annual membership meeting will include "an annual Treasurer's report which includes a summary of the proposed budget for the next year and a summary of the review of the current year funds."

Our NFSS Annual Membership Meeting was held in the wonderful NCBS show hall in front of the NFSS show bench. Because of the noise level and the spread-out seating of the membership in attendance, I opted out of reading the numbers below as a part of the meeting. I think it would have been a presentation lost to even the most interested! I am submitting the Treasurer's Report for the membership to you now, and I ask our Executive Secretary to include them as part of the recorded minutes of the 1998 Annual Membership Meeting for publication.

**A Summary of the Review of the Current Year Funds:**

Cash at January 1, 1998:	\$12,184.10
Income Received from 1/1/98-11/15/98	\$23,717.00
Expenses from 1/1/98 through 11/15/98	(\$25,914.00)
Cash at November 15, 1998	\$ 9,987.00

**A Summary of the Approved Budget for 1999:**

Estimated Cash at January 1, 1999:	\$ 8,625.00
Plus 1999 Income	\$30,440.00
Less 1999 Expenses	(\$33,392.00)
Estimated Cash at December 31, 1999	\$ 5,683.00

The NFSS Board of Directors at its 4th Quarter 1998 Board Meeting conducted a very thorough review of NFSS expenses and income for this and the upcoming year and took steps to contain NFSS' expenditures and especially to improve income, while still meeting the goals of the organization. 1998 and 1999 are seen as rebuilding years, and years in which we more honestly recognize the costs of conducting our affairs. A recent decrease in membership numbers has significantly impacted the club's income, and the Board has committed to redoubling its outreach to finch and softbill fanciers during the upcoming year.

Respectfully submitted,  
Martha Wigmore  
NFSS Treasurer



## NFSS 4<sup>th</sup> Quarter 1998

### Board Meeting

Held: Chicago, IL

Recorded: 11/19 and 11/21

Recorded by: Paul Williams, Executive Secretary 11/19

Eileen Laird, Band Secretary and Membership Director 11/21

- Motion to accept an agreement from GWI for their product & receive a 10% stipend for doing so, seconded and passed
- Motion to set the 1999 Board meetings of 1<sup>st</sup> quarter by mail, 2<sup>nd</sup> quarter at Steve Hoppin's house in Fort Myers FL, 3<sup>rd</sup> quarter by mail, 4<sup>th</sup> quarter at the 1999 Nationals, seconded and passed
- Motion to raise the membership dues by \$5.00 per person in all areas effective 1 March 1999, seconded and passed
- Motion to change the annual airfare payment for the President from the KAYTEE bird show to the AFA Convention to better promote the interests of NFSS, seconded and passed
- Meeting adjourned until 9:00 am 21 November 1999

### Minutes from 9:00 a.m. Saturday 21 November 1999

- Motion to approve a FinchSave Budget for \$300.00, seconded and passed
- Motion to increase basic club affiliations to \$25.00, seconded and passed
- Motion to require all Judges and Board members to pay for 1<sup>st</sup> class postage to receive Bulletin by 1<sup>st</sup> class mail, seconded and passed
- 1<sup>st</sup> Vice President clarified his budget request of \$250.00 which would include regional Vice President incidentals, no vote required
- Motion to approve Budget as amended, seconded and passed
- Motion to add to the awards package in 1999 a Best Novice rosette, seconded and passed
- Motion to define a Novice exhibitor as: An exhibitor who has not placed three times in the top ten in the Finch & Softbill Division at a show(s) judged by an NFSS judge, seconded and passed
- Motion to approve a change to the 1998 approved Zebra Finch standard: On the last page of standard delete "Zebra finch color descriptions for non-standard varieties-additions" and the related following sentence, thereby including the Lightback Silvers and Lightback Creams in the preceding "Zebra Finch color descriptions for non-standard varieties"

Also add the two varieties to the listing earlier of Nonstandard Varieties, seconded and passed

- Motion to form a committee to review if show cages should be standardized, seconded, FAILED to pass
- Motion to approve an unbudgeted \$324.71 expenditure for the 3<sup>rd</sup> Vice President, seconded and passed
- Motion to NOT allow affiliated clubs to vote in elections, seconded and FAILED to pass.
- Motion to record the number of votes for each motion and record the number as part of the minutes starting with the first quarter 1999 Board meeting, seconded and passed
- Motion to send all minutes out to the board members and allow 14 days to review, sign and return. Minutes will be published with a quorum of returns, seconded and passed
- Motion to clarify apprentice judge program for applicants to apply to take the test at least 60 days in advance if the test is to be given at the National Cage Bird show, the Kaytee Great American Bird Show, or another site approved by the panel chairman, seconded and passed
- Motion that potential Judges be tested by a Notary of Public or certified testing official. All fees to be paid by applicant, seconded and FAILED to pass
- Motion to approve Dennis Lewis as an NFSS panel judge, seconded and passed
- Motion to approve Nizam Ali as an NFSS panel judge, seconded and passed
- Motion to make corrections to the 1<sup>st</sup> Quarter Minutes, seconded and FAILED to pass
- Motion to reimburse the 2<sup>nd</sup> Vice President \$50.00 for a new reusable NFSS Table banner, seconded and passed
- Motion to reimburse the President \$94.00 and the past Membership director \$74.00 in receipts that exceeded 90 days, seconded and passed
- The meeting was adjourned.

## Finch Books

By Harry Bryant  
Elyria, Ohio

Books, Books, Books! Every time another one comes in the mail, my wife says "Don't you already have every book on finches?" As any book lover can attest you have to have them all!



I have prepared the following list of books about finches that I have managed to acquire over the years, which may be of some help to others trying to build their library or just trying to find some more information on the birds they have. These are books that deal strictly with finches, I have not listed other books that cover cage birds and only mention finches.

Many of these books (especially the ones published by TFFH) can be found at your local pet or bird shop or your pet supply or feed store. Although some of these books are now out of print, they can often still be found at an out-of print ("used") bookstore if you are patient. You can find these bookstores in most major cities under "Books" in the phone book. Probably the best place to find books is on the Internet. I have listed some of the mail order and Internet book sources that I use at the end of this article.

I have used the format of Title, Author, Copyright Date, Binding (HB-Hardback or (SB-Soft bound), Publisher, International Standard Book Number (ISBN), Number of pages, a short description and a ball-park price with the year that price was taken from and a footnote number for where to purchase the book, if available. It doesn't matter if you are just looking for information, or if you are building a library of books about finches, you will find something of interest listed below.

"Estrildid Finches of the World" by Derick Goodwin (1982), (HB), Cornell University Press, (ISBN 0-8014-1433-4), (328pp) – This is the most comprehensive work on finches to date. The over 300 pages include chapters concerning estrildids in captivity; feeding, as well as covering each species in detail with a distribution map and line drawings and/or color plates of most species.

**"Australian Finches in Bush and Aviary"** by Klaus Immelman, (1965), (HB), Angus & Robertson, Ltd., (ISBN 0-207-13626-2), (216pp) – Basically a new version of Cayley's book, with additional field notes but less aviary notes.

**"Australian Finches in Bush and Aviary"** by Neville W. Cayley, (1932), (HB), Angus & Robertson, Ltd., (No ISBN number), (250pp) – This is one of the "classics" and is still just as informative as when it was written if you are interested in these finches.

**"The TFH Book of Finches"** by Terry Dunham, (1983), (HB), TFH Publications (ISBN 0-8666-837-33), (93pp) – This large format book is full of beautiful pictures and an enlightening text by a well know successful finch breeder. [\$9.95 – 1993]



**"The Complete Book of Australian Finches"** by A. J. Mobbs, (1990), (HB), TFH Publications (ISBN 0-7938-0295-4), (144pp) – Includes chapters on cages and birdrooms, feeding, purchasing your birds, ailments & diseases and lots of other information the finch keeper needs to know. [\$23.95 – 1999] (3)

**"Breeding Australian Finches"** by G. W. Hes, (undated), (SB), Isles d'Avon, Ltd., (ISBN 0-905714-02-4), (97pp) – This softbound British book was my "bible" for many years. It includes distribution maps and drawings of each species, and nestling mouth markings.

**"Gouldian Finches – A Complete Pet Owner's Manual"** by Matthew M. Vriends, PhD, (1991), (SB), Barron's Educational Services, (ISBN 0-8120-4523-8), (90pp) – A manual of Gouldian care including housing and genetics.

**"The Gouldian Finch"** by Stewart Evans and Mike Fidler, (1986), (HB), Blandford Press, (ISBN 0-7137-1595-2), (144pp) – This book covers all aspects of Gouldian Finch keeping with special emphasis on breeding, feeding, fostering, color mutations and behavior. [\$24.00 – 1999] (3)

**"Gouldian Finches – Their Care & Breeding"** by A. J. Mobbs, (1985), (HB), Nimrod Press, (ISBN 0-947647-22-8), (102pp) – A comprehensive book which sets out all the essentials for the management of these colorful finches.

"The Gouldian Finch" by Gert Ziegler, (undated), (SB), H. E. Isles, Ltd., (no ISBN number), (63pp) – This informative book published by the Australian Finch Society of Bristol, England was translated from German and is extremely helpful to the Gouldian Breeder.

**BICHENO  
FINCHES**



A J MOBBS

"Bicheno Finches – Their Care and Breeding" by A. J. Mobbs, (1988), (SB), Nimrod Press, (ISBN 1-85259-038-6), (72pp) – One of the "Cage & Aviary Series" of books, it is the only book I know of that is devoted to the Bicheno or Owl Finch. Chapters entitled "Bicheno Finches in the Wild", Purchasing stock, Accommodations, Diet, Breeding and Mating Expectations cover everything you need to know about this endearing little finch.

"Parrot Finches – The Aviculturists Guide" by Stewart Evans and Mike Fidler, (1990), (HB), Blandford Press, (ISBN 0-7137-2112-X), (105pp) – This book covers the beautiful and colorful parrot finch family.

"Finches" by Curt AF Enehjeim, (1979, 1989), (HB), TFH Publications (ISBN 0-86622-728-8), (128pp) – First published in Germany, which has been translated by TFH, is very well illustrated with color photos.

"Waxbills" by Michael W. Gos, (1981), (HB), TFH Publications (ISBN 0-87666-839-2), (93pp) – Full of informative information and color photos of the various waxbills kept in captivity.

"Breeding Society Finches" by Mervin F. Roberts, (1979), (HB), TFH Publications (ISBN 0-87666-991-7), (81pp) – One of TFH's KW Books, this manual contains some valuable information on Society Finches. [\$9.95 – 1993]

"Finches and Their Care" by Carl Aschenborn, (1990), (HB), TFH Publications, (ISBN 0-86622-959-0), (159pp) – This book has informative chapters detailing what every finch keeper should know as well as individual accounts on the popular species. [\$35.95 – 1999] (3)

**"Finches and other Seed-eating Birds"** by Robin L. Restall, (1970), (HB), Faber & Faber, (ISBN 0-571-10353-7), (333pp) – An excellent guide to over 350 seed-eating birds that you might encounter in confinement which includes notes on housing, feeding and breeding.

**PROBLEMS  
WITH  
FINCHES**

by

**Robert G. Black**

**"Problems With Finches"** by Robert G. Black, 1980, (SB), Privately printed, (No ISBN Number), (111pp) – Mr. Black's ideas and experiences are the result of many years of trial and error and will be helpful to any aviculturist.

**"Society Finches as Foster Parents"** by Robert G. Black, 1977, (SB), Privately printed, (No ISBN Number), (15pp) – An instructional booklet on this topic which is a valuable addition to the library of anyone specializing in finches.

**"Finches ... As a Hobby"** by Dennis Kelsey-Wood, 1994, (SB), TFH Publications, (ISBN 0-86622-474-2), (98pp) – I found this informative "Save-Our-Planet" book in Canada during a vacation, it's the usual well-illustrated TFH book. [\$7.95 – 1993]

**"Zebra Finches"** by Cyril Rogers, 1977, (SB), John Bartholomew & Son, Ltd., (ISBN 0-7028-1085-1), (94pp) – One of the pet-care guides from Bartholomew, this book explains the feeding, housing and breeding of Zebra Finches with lots of information on genetics and the various mutations.

**"Finches – Their Care and Breeding"** by M. L. and Flora Flowers, (undated, 1950's?) (SB), Bird Haven, Reseda, CA, (No ISBN number), (80pp) – Though this book is somewhat outdated, it is interesting to read about the various birds that were so freely available then.

**"All About Finches and Related Seed-Eating Birds"** by Ian Harmen and Matthew M. Vriends, (1978), (HB), TFH Publications, (ISBN 0-87666-965-9), (224pp) – Gives a brief description of the management and breeding of more than 100 finches and other seed eating birds. [\$16.95 – 1993]

**"A Step-By-Step Book About Finches"** by Elaine Radford, (1988), (SB), TFH Publications, (ISBN 0-86622-466-1), (64pp) – Another well illustrated book from TFH that gives finch owners the information they need to care for their pets. [\$3.95 – 1993]

**"A Guide to ... Gouldian Finches – Their Management, Care and Breeding"** by John Summat & Rob Marshall, (1991), (SB), Australian Birdkeeper Publications, (ISBN 0-9587455-6-0), (88pp) – One of the excellent Australian Birdkeeper Publications, this booklet covers Gouldian requirements, with an excellent section and color photos of all the different types of mutations. [\$23.95 – 1999] (3)

**"A Guide to ... Australian Grassfinches – Their Management, Care and Breeding"** by Russell Kingston, (1997), (SB), Australian Birdkeeper Publications, (ISBN 0-9587102-2-8), (77pp) – Another one of the excellent Australian Birdkeeper Publications, this booklet will fully explain how these popular finches are managed and bred. [\$23.95 – 1999] (3)

**"Finches & Sparrows – An Identification Guide"** by Peter Clement, Alan Harris and John Davis, (1993), (HB), Princeton University Press, (ISBN 0-691-03424-9), (500pp) – While this book doesn't have any information on the management of finches in captivity, it will serve as a complete identification guide for finches from anywhere throughout the world. [\$55.00 – 1999] (3)



**"Finches and Soft-billed Birds"** by Henry Bates and Robert Busenbark, (1970), (HB), TFH Publications, (ISBN 0-86622-654-0), (735pp) – Last but not least, this book has been reprinted many times, and still remains popular today. This is the book to have if you can only have one, for it contains descriptions of almost every finch that has ever been kept in America. [\$24.95 – 1993]

Well, that's the list, but I know there are still some more that I haven't acquired yet. If I had to recommend only a couple that I think every one who keeps finches should have, they would be "Finches and Soft-billed Birds" by Bates & Busenbark for identification and general management; "The TFH Book of Finches" by Dunham for just good common sense advice; and "Estrildid Finches of the World" by Derick Goodwin for general reference. Good reading everyone!

## Internet Sources

(1) **BookFinder.com** - < <http://www.bookfinder.com> > A book shopping search engine that scans various bookseller databases to find new, used, rare and out of print books, you can search for finch books by entering "finch" or "cage birds" in the "Extra Keywords" field.

(2) **Amazon.com** - < <http://www.amazon.com> > Great for new books, this is one of the most popular book sites on the web. It also lists some books that are out of print, but you can usually find the out of print books through "BookFinder.com" for less.

## Mail Order Sources

### (New Books)


(3) **Avian Publications**, 6380 Monroe Street, NE, Minneapolis, MN 55432 (800) 577-2473, < <http://www.avianpublications.com> > Offers a complete selection of Avian books and video tapes

### (Out of Print Books)

(4) **Peacock Books**, P. O. Box 2024, Littleton, MA, 01460 (978) 456-8404 - Specializes in out of print bird books and often have books on cage birds.

(5) **Noriko I. Ciochon Natural History Books**, 1025 Keokuk Street, Iowa City, IA 52240 (319) 354-9088 - General out of print and rare natural history books.

*Editor's Note: Below a couple more listings that I thought would be of interest to the hobbyist.*




"Keeping and Breeding Finches and Seed-Eaters" by Russell Kingston, (1998), (HB), INDRUSS Productions, (ISBN 0 9585612 0 6), (526pp) - Excellent book that covers numerous finches and seedeaters with photographs of each species, sexing techniques, setting up for breeding, mutations, etc.






"Keeping and Breeding Zebra Finches - A Complete Type Standard Guide" by Chris Blackwell, (1988). (HB), Blandford Press, (ISBN 0 7137 1959 1), (192pp) - Outstanding book for the Zebra enthusiast. Especially for those who are looking for help with color mutations and preparing to show.

"Star Finches Their Care and Breeding" by A.J. Mobbs, (1992) (SB), Windsor Press Ltd., (ISBN 0 951 9149 0 1) (40pp) - Excellent book for those interested in working with Star finches. It covers mutations, setting up for breeding and general species information.



"The Field Guide to the Birds of Australia" by Graham Pizzey and Frank Knight, (1997), Harpers Collins Publishers Pty Limited, (ISBN 0 207 18013 X), (576pp) - Outstanding color plates and map drawings of every species of bird in Australia.

An Almost Complete Guide to: The Varieties and Genetics of the Zebra Finch" by Garrie Landry, (1997), Acadiana Aviaries, (60pp) - Outstanding genetics book for the zebra enthusiast. Over 30 pages of genetics charts. Book available only through the author. Email Garrie Landry at: [Garrie@zebrafinch.com](mailto:Garrie@zebrafinch.com)



## Importing Society Finches from Tokyo - The Story

By Michael Marcotrigiano  
Amherst, MA

You are about to see how luck and determination have led to the importation of some of the nicest new society finches into the USA. In early spring of 1998, Garrie Landry received a request for society finches from a well-known roller canary breeder, Shimpei Tanaguchi. Shimpei wanted to know if he could buy some "Pearl" society finches that were featured in a Japanese bird magazine. Shimpei sent the picture to Garrie. Garrie sent the picture to me. Attached to the photo was a little note from Garrie that said, "What the heck are these... there ain't nothing like this around, not even in Europe"! Garrie was right!

As luck would have it, my wife Susan and I have a dear friend, Larry, who works in Japan in the area of international business. About a month before I heard of the "Pearls", Larry had called us inviting us to Japan where he could provide housing and show us around Tokyo and vicinity. Given the costs of staying in Tokyo, we started to consider this a one-time opportunity and made plans to go in August of 1998 to visit Larry and to tour Japan during our two week stay.

Since Garrie was experienced with importation (he has brought in European button quail and zebra finch mutations) I talked to him about my trip and discussed the possibility of importing finches from Japan. We all thought it important to acquire birds from a breeder of the superior "Pearls" pictured as champions in the magazine. Shimpei had read an article featuring the breeder of these top birds and was able to acquire his phone number. His name is Mr. Osamu Tamura and he lives just outside of Tokyo where he runs a business from his home. He does not speak English.

Shimpei and I started emailing each other. I discussed with him the possibility of visiting the breeder, Osamu. Over the next few months, Shimpei had many conversations with Osamu who agreed that it would be nice for me to visit him and see the birds in person. Osamu is a private type of person who works out of his house and had never had an American ask to visit his bird room. My intent was to establish a friendly relationship with Osamu and to see his great birds. I was thoroughly impressed with his reputation as

one of the top breeders of societies in Japan (and there are said to be around 3,000 society finch breeders in Tokyo alone!). We set a date in August of 1998. As the date approached everyone, including Osamu was a bit nervous about this meeting between people of very different cultures.

We had to make arrangements to solve the language problem during my visit. Fortunately for us, our friend Larry is a great resource and one of the most helpful loving friends. Larry arranged for some friends to come along and interpret. Their names are James and Hiromi. James is a transplanted American who, as an adult male, made the transition to speaking Japanese (an impressive feat given the dissimilarity of our languages). His wife is Japanese. This made for a great combination since James could understand every word I said (including things like "dominant mutation") whereas Hiromi could interpret Osamu's every word. In actuality, James had an impressive understanding of birds and their biology considering he has no deep-seated interest in either. He would be the dominant force of the translation team.

We met James and Hiromi near the train station near Larry's apartment. We boarded the train for our one-hour train ride, which would be followed, by a ride on a city bus. We got off in Osamu's town and starting looking for his house. I was so nervous when we knocked on the door. His house is on the corner. His wife has the entire outside covered with beautiful potted plants. I could see cages of society finches hanging on the outside walls, behind the house, in the alley- everywhere. In his tiny house there must have been 200 cages. Probably 2,000 beating hearts in one house with mine beating the fastest! The 100-degree plus temperatures did not help me keep my cool.

We socialized a bit over some tea and exchanged some gifts. I had found out that Osamu is a baseball coach of a championship team so I brought as a gift the official Boston Red Sox and University of Massachusetts baseball caps. My wife gave Osamu's wife some New England maple syrup which we were told they love on ice cream. Osamu gave me a great collection of photographs of his birds and birds of other breeders. I only wish I did not have to talk to him through a translator because it made it a bit less personal and I really liked Osamu, who went out of his way to answer every question I had. Once we got into "bird talk" we started communicating at a rapid pace wearing out James who had already broken into a sweat and was working hard trying to translate things like "clearwing fawn" and "back crossed until inbred". He was great. Together Osamu and I managed to exchange some Mendelian genetics on scraps of paper and I discovered that Punnett square diagrams are a universal language, albeit limited in scope.

Finally, the cage by cage bird tour! There were birds in the living area, upstairs, outside in the alley, everywhere. Bengalese are hardy outdoors in Tokyo if sheltered a bit. Osamu had clear plastic that he could roll down and an awning over them to keep them dry. He used mostly canary seed and millet, some egg food and eggshell, but as far as I could understand no fancy products that Americans are convinced are necessary if you read any commercial bird magazine. His nest boxes were curious open bowls made of rice stems and held to the cage with green rubber bands. Most cages were made from thin bamboo and were quite small.

We started going through the birds one mutant at a time. I tried to look professional but I know my mouth was hanging open as I tried to figure out the combinations of mutations he had. These were not pet shop varieties. They are considered collector's items only owned by serious society finch breeders. The Japanese have a wide selection of "Frills" that range from moderately fluffed to those that had hardly a feather in place. Osamu told me that the genetics of Frills is complex and no one had the whole thing figured out. He warned that mating Frills of the same type together often resulted in birds with weak legs and suggested Frills be paired with normals or Frills of a different type. There are show standards for each type of frill and Osamu was setting the standards. He had them in every color and all birds were selfs. He likes light birds so the majority of his birds were gray fawn, dilutes, and the like. Lots of nice selfs. He has Frills in fawn, dilute fawn, gray fawn, gray, albino, and chestnut. We spent several hours looking through his collection. Talk about experience! While we were talking, he looked down to see a hen, which appeared to be egg bound. Without stopping the conversation, he picked her up and began what can best be described as two-fingered Swedish massage. Within two minutes out came the egg, unbroken. The hen took a few seconds to recover and starting looking much better. I was impressed. Even more impressive was his record keeping. Largely assisted by his wife, Osamu has maintained extensive pedigrees that go back well beyond the grandparents. He knows the genetic makeup of each bird in his huge collection. I would hazard a guess that nobody in the US has maintained such accurate records over such a long period of time.

*Editor's Note: Because the Bulletin is published in black and white we were unable to do justice to the color mutations Michael describes in the paragraph above. Those interested in viewing pictures of these birds are welcome to visit Michael's website at: <http://www.exoticfinches.com>*

After my visit, Shimpei kept communicating by phone with Osamu. Osamu was convinced that we were serious finch breeders and had the skill and desire to maintain high standards of breeding. Then one day Shimpei called to inform me that we would be able to purchase some birds from Osamu. It was one of the most exciting days of my life. We were delighted to know that we would be getting Pearls since there are many of people in Japan on a waiting



list. Osamu moved us to the top of the list and was nice enough to offer us 6 Pearls each! I was thrilled with the number thinking 2 each would be the likely offer. Knowing it was cheapest (all things being relative) to

import 50 birds, we talked for the next month about what other types we would need to get all of the new Japanese types of societies and all the color mutations to make this adventure a one-time proposition. We decided to get different mutations and share them later. Shimpei wanted to concentrate on many of the more elaborate Frills, like the dainagon, and Garrie wanted many European colors, like inos and grays. I liked the chiyoda the best, with its lovely chest frill. We rounded off the order with albinos, and some combinations of nice colors (e.g. dilute fawn) that were also frilled. I even got an albino chiyoda bonten and Shimpei a dark-eyed white dainagon!

**I** then began the least fun part of the adventure - obtaining the necessary paperwork. I got the permit for quarantine from the USDA and reserved the space at the NY Station. Then there is the Import license from Fisheries and Wildlife, hiring a commercial broker to handle the shipment and bring it to quarantine in a special van and lots of other things to arrange. Before long, I was on a first name basis with the manger at the Quarantine Station, my broker, the inspectors at Fisheries and Wildlife, and the cargo managers for the airline. Papers and cash were flying out of my house as if I left the cage door open. I had to keep saying "You are doing this because you will get great birds, you are doing this because you will get great birds." So, I put in the time and got the paperwork together.

In the next issue of the NFSS Bulletin you will see part 2 of this story. It will explain the procedure and cost involved in an importation from abroad.

Just prior to the shipment, Shimpei decided he would spend some time in Tokyo to see Osamu and take care of some personal business. We needed to obtain a Health Certificate from a Japanese veterinarian and Shimpei did this with Osamu. Shimpei could ask Osamu more detailed questions than I did since his first language is Japanese. He got some tips on telling which babies would be good Pearls even though they were still in the nest. Pearls can be quite variable so obtaining good ones was important. Osamu rates them A for best and D for worst. We would get a few A birds and many B birds so we were happy. We all got more than we expected, with many birds split for another important mutation. Osamu gave Shimpei complete pedigrees and made suggestions on which birds would be good to pair.

On December 16, 1998 the box with 50 finches was picked up at Osamu's house at about 4 AM by the Japanese freight forwarders. The plane left at



around 10 AM from Narita Airport for its direct flight of 14 or so hours to NYC. I had to keep myself busy all day knowing I could not control the weather or turbulence not to mention the work ethic of the

airline employees, broker, quarantine employees, etc. I called the airline and found out that the flight would be 30 minutes early, arriving at about 10A.M. Yes, with the time difference between NY and Tokyo, the plane gets there the same time it left. Unfortunately, the birds still have the 14 hours in the air. The temperature was a balmy 45F, warm for December, so I did not fear any deaths on the trip from the runway to the cargo hold in a covered cage.

I called the quarantine station in Newburgh NY at 4 PM to see if the birds had been taken there yet. No birds had arrived. I called the broker who told me not to worry (wishful thinking) because they were on their way. I finally got someone on the phone at 8 PM at the Quarantine Station. It was a security guard. He told me the overtime employee just left after unpacking a box of finches from Japan. I knew they were ours. Yet, I'd have to sleep one more night not knowing if all 50 made the trip safely. The next morning I called the Quarantine Station. They had been very busy the night before dealing with imported horses. I was told they would call me back in a few hours to let me

know the status of our shipment. I got the call at 3 PM and the news was great. Fifty chirping birds that made it through the first step in their ordeal. But the next day we got a call to tell us one bird was dead. It was a male pearl split for gray. Our first loss, and a big loss. But you take chances when you import, especially from the other side of the world!

On January 14, 30 days after the birds had arrived; Shimpei and I were scheduled to rendezvous at the Quarantine Station in Newburgh to get them. This would avoid another shipment. We would sort them out and bring them home. I would keep Garrie's birds for a few weeks and then put them on a direct flight from my airport near Hartford to Garrie's in New Orleans. That morning it began snowing on my drive to NY. What was suppose to be a 3-hour trip turned into 5 hours. When I got there Shimpei and a friend were waiting for me. We met the USDA workers and they went out to get our birds. Now comes a really bad moment. When they brought them in they said "...right after we caught this one he did not look good and he died". It was a Pearl of course and one of mine. I assume it got roughed up in the catching since I've never had a young society finch die of stress from being properly caught. There were so many mixed emotions. We just got the birds that took a trip around the world and a 30-day hotel visit and now another one was dead. I took a deep breath and put my birds in my car to drive home. The weather worsened and an icy storm began. On the way home I could hear the males courting and lots of chirping. If one could understand "Bengalese" I am sure they were all thinking that poetic justice was being served. They had endured the trip from Japan and it was my turn to suffer a 5-hour drive in pelting ice at 35 miles and hour. When I got home I was absolutely exhausted. The birds were all put in their flights and given every amenity they could ever desire. The next morning I sat down and said to myself, "This was all worth it". Although our initial goal was to obtain new mutations for our breeding programs, we now realize that what we did was quite important to the finch breeders of America. The most important part of this adventure was that we would be the first Americans to introduce Osamu's very special birds to US breeders. A piece of Japanese aviculture was being brought to America. And for Osamu, his great breeding achievements would be rightly recognized outside of Japan. The US now had Pearls and Frills!

Life is funny. Who would ever believe that this importation could fall into place the way it did? It was hard, hard work but luck was on our side. Shimpei wrote Garrie, Garrie wrote me, I was going to Japan and my friend Larry arranged interpreters. The three of us agreed to work together and we

accomplished what we consider a minor miracle. To our knowledge this is the first importation of society finches into America from Japan, a country that has bred these birds for centuries. All other importation, including the first society finches to come to the US, came in from Europe.

**T**he saga of importation is over. Now comes the fun part - breeding the birds and trying to improve them generation by generation. We don't even have to worry about getting babies. With society finches this is a sure bet. It is quality for which we must strive and the Pearls and Frills will be a challenge.

**I**f you'd like to learn more about Japanese society finches and see pictures of Pearls and Frills visit my home page at <http://www.exoticfinches.com> or email me at [michael@exoticfinches.com](mailto:michael@exoticfinches.com)

***Don's Birds & Aviary Supply***  
<http://www.donsbirds.com>  
E-mail [Donsbirds@scescape.net](mailto:Donsbirds@scescape.net)



<b>Sunshine</b>	<b>Breeding Supplies</b>
<b>Zupreem</b>	<b>Cages</b>
<b>Lafeber</b>	<b>Bird Toys</b>
<b>Hagan</b>	<b>Stuff for all birds!</b>

**Great Prices!**  
**10% Discount to NFSS Members**  
**Phone Orders (803) 502-0986**



# ALERT

## THEFT OF BIRDS

FROM HOMES AND AVIARIES MUST BE STOPPED.

**PET OWNERS OF AMERICA ARE TAKING ACTION IN SEVERAL DIRECTIONS TO STOP THE INCREASED INCIDENCE OF THEFTS (for resale) OF BIRDS OF ALL TYPES. . . HOOK BILLS, FINCHES, SOFTBILLS, CANARIES & GAME BIRDS.**

We of the numerous national, regional, county and local bird societies and clubs are asking support from all pet outlets to assist in stopping these crimes.

**For Pet outlets:** Please show this notice to anyone new who comes in to sell birds. Explain that you have decided, in the interest of protecting your customers, to record accurate identification of any seller. Honest people will not object.

**Please obtain:** Name \_\_\_\_\_ phone \_\_\_\_\_  
Address from drivers license \_\_\_\_\_  
Types of bird/s sold \_\_\_\_\_  
Source of birds sold \_\_\_\_\_

Make note of unusual circumstances (Signs of ID bands removed, tattoos garbles, tattoo removal scars, dyed feathers, etc.)

Suspicious? **Call the police** or inform Vince Huntington,  
Nat'l Finch & Softbill Society & American Federation of Aviculture, crime solvers.

**Internet -** [Huntington-Center@worldnet.att.net](mailto:Huntington-Center@worldnet.att.net)

turn your breeding success into an even **bigger** success!



Join FinchSave.

Aviculture's foremost  
cooperative breeding program

## Quarantine Procedures

By Carol Heesen  
Riverbank, California

"A sick finch is a dead finch". "If you buy from a reputable dealer, you can be assured of a healthy bird". "If a finch looks healthy, it is healthy..." I have heard all of these statements within the finch community. The fact is, just as in people, a seemingly healthy bird can carry a number of pathogens that can wipe out your entire flock!

**B**ringing home a new bird is an exciting time; it is also a dangerous time. Care must be taken to insure the health of the new bird before it is introduced to your flock. This process of keeping new birds separate and evaluating their health before introducing them to the flock is called quarantine.


**H**ow involved your own quarantine procedures will be depends in large part on how many other birds you have in your flock. An aviculturist with just a few birds may choose to keep his new finch in a separate cage from the flock for a few days to a few weeks and then release them in with the rest of his/her birds.

**W**ith over 300 finches, I have developed a more elaborate quarantine procedure. I share this procedure below. Not because it is the only "right" way to go, but in hopes that it will lead you to review your own quarantine methods. It is this periodic review of our routines that helps make us all better aviculturists.


**W**hile it is not normally a good idea to use medications prophylactically, I make an exception when I bring me birds into the flock. I do not want to risk a bird being a carrier that infects the entire flock

**M**ost of the medications I use are from an Australian company (Vetafarms). I have been so impressed with the Vetafarm products that I have arranged to import and resell these products. I have given the name of the Vetafarm product in parenthesis in the following quarantine description. You may have American or European products you prefer to use.


Below is my routine. I would love to hear how others handle quarantine.




**External Parasites:** When I get new birds, the first thing I do is spray them with a mite spray (Avian Insect Liquidator), before I even take them out of the carrier. This kills any external parasites, which could spread quickly through the flock. External parasites can jump on your clothing or skin and survive until you next go to service your regular flock so it is important to deal with them right away! By spraying the birds while they are still in the carrier, I treat both the birds and the carrier all at once. The carrier is then washed in a disinfectant solution (Avisafe), and placed out in the sunshine for 2-3 days (sunshine will help kill the vast majority of any remaining bacteria and the sun makes sure everything is thoroughly dry before it is packed away). The birds are then placed in a flight in a warm secluded area, well away from my other birds. The ideal is to have a totally separate air source. My quarantine is in a separate building from my flock. If outside I use a flight situated 10 feet from my other flights.





**Internal Parasites:** The next thing I do is treat for one day with a wormer (Habavet) that kills any internal worms including tapeworms. You need to read the label of any wormer product you use because many of them are NOT effective against tapeworms. According to Ritchie Harrison and Harrison (Avian Medicine, Principles and Applications), most finches are very susceptible to tape worms so it doesn't make much sense to use one of the many wormers on the market that do not treat for this parasite. The problem with most of the wormers that treat for tapeworms is that they taste AWFUL! This may cause the birds to not consume the treated water. I have found a teaspoon of strawberry syrup/ quart of medicated water, overcomes this problem. It works so well; in fact, I now use the syrup whenever I offer any medication in the water.



**Protozoa:** The next thing I do is treat with anti-protozoa (Ronivet). Many of the protozoa will effect one species of bird and have no effect on another. A perfectly healthy bird can be carrying protozoa that will be lethal to other species you may have in your flights. The Ronivet helps eliminate any protozoa that may be present.

 **Bacteria:** Next, I treat with a broad-spectrum antibiotic (Amtyl). This eliminates any bacteria that the bird may be carrying in his gut. Again, the bird may be asymptomatic but the bacteria may be lethal to my flock. Be sure to follow the label directions and give the full course of antibiotic. Cutting treatment short can result in resistant bacteria that will not respond to antibiotics.

 **Probiotics:** After the antibiotic, I give a probiotic (Probiotic) for 3 days. This helps replace the beneficial bacteria that were destroyed by the antibiotic.

 **Internal Parasite follow-up:** Finally I give the second dose of the wormer (Habavet) to kill any worm eggs that may have survived the first treatment.

This whole routine takes 2 weeks. I believe it hits most of the avian pathogens with the exception of the viruses. If the birds are suffering from a virus, they should be showing symptoms by this time. If the birds still appear healthy, I think it is safe to release them into the flock.

*Editor's Note: For more extensive information on the Vetafarms product line visit <http://birds2grow.com>*

## THE ESTRILDIAN

The Estrildian is produced for the purpose of relating the most up to date information on all species belonging to the family Estrilidae both in the wild and in captivity. Within its 124 species are all of the *Waxbills, Parrot-finches, Mannikins and Australian finches*. The aviculturist and the scientist have much to offer each other and the ESTRILDIAN



brings together like-minded enthusiasts from around the world. The magazine is sent to 13 different countries ranging from Australia to Puerto Rico and has many leading Zoo's, Aviculturists and Researchers as both members and contributors. With well over 100 members in the U.S.A. we have now been able to reduce our overseas subscription rates.

12 months subscription is £15 Sterling ; U.S.A.- \$30 personal cheque accepted

'ESTRILDID FORUM'

10, Gable Terrace, Wheatley Hill, County Durham. DH6 3JT,  
ENGLAND

## EDUCATION IS THE FIRST STEP TO HEALTH & FITNESS

**INTRODUCING—NOAH'S KINGDOM®** Whole Life Cycle Products for Birds  
**WHOLE FOODS**—made with a complete mix of human-grade ingredients – all in their natural states – All the very wholesome components necessary for the health, fitness & well being of your feathered friend.

**VMA PLUS**—a whole food supplement containing Spirulina and Bee Pollen, super-foods to feed the planet! A fortifying mixture of 100% human-grade ingredients, including Lecithin, Kelp and a special blend of 12 herbs.

**SKIN & FEATHER CONDITIONER**—a mixture of the highest-quality certified organic oils to bring out the natural glow of your bird: unrefined cold-pressed Flax, Soy, Sunflower, Sesame, Pumpkin Seed and Borage Oils containing 'Essential Fatty Acids' (EFAs)-Omega 3, 6, 9 and GLA.

Yes indeed, unconditional love deserves uncompromising quality. This is why we took special care in developing a full line of nourishing products. If your loving bird is unhappy with our Whole Life Cycle program, for any reason, you can return any unused portion for a full refund.

### OUR INGREDIENTS TELL IT ALL!

---

**CALL 800-662-4711 (NOAHS11)**

---

Mention The National Finch & Softbill Society and receive  
15% off your first order

Call for breeder & wholesale pricing

We also manufacture a complete line of dog & cat products.



POB 8277, Red Bank, NJ 07701

(732) 933-1001. (732) 933-0505 (F). [mkatzman@monmouth.com](mailto:mkatzman@monmouth.com)

---

**FROM NATURE ... TO NOAH ... TO YOU**

---

## Top Ranking Finches and Softbills Per NFSS Section Classifications


By Steve Hoppin, Judges Panel Chairman

	<u>No. times</u> <u>placed on</u> <u>top bench</u>	<u>No. times</u> <u>Best in</u> <u>Show</u>
<u>SOFTBILLS:</u>	56	14
White Eye Zosterop	13	6
Greater Indian Hill Mynah	8	2
Pekin Robin	8	0
Starlings	7	0
<u>ZEBRA FINCHES:</u>	87	9
Normal Gray	26	1
Chestnut Flanked White	24	2
Fawn	9	0
<u>AUSTRALIAN FINCHES:</u>	140	11
Gouldian	47	3
Shaftail	26	1
Parsons	16	1
Owl Finch	15	3
<u>INDO-PACIFIC FINCHES:</u>	61	6
Java Rice Bird	28	2
Parrot Finches	20	4
White Hooded Nun	5	0
<u>SOCIETY</u> <u>FINCHES:</u>	45	1
Chocolate Self	10	0
Crested	7	0
Dilute Fawn	4	0

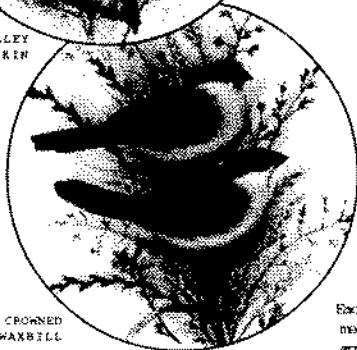
	<u>No. times placed on top bench</u>	<u>No. times Best in Show</u>
<u>EUROPEAN FINCHES:</u>	3	0
European Goldfinch	1	0
European Siskin	1	0
Greenfinch	1	0
<u>FINCHES OF AFRICA:</u>	95	6
Fire Finch	14	0
Pearl Headed Amadine	10	1
Orange Cheek Waxbill	6	2
Paradise Whydah	5	1
Peter's Twinspot	5	0
<u>FINCHES OF THE AMERICAS:</u>	11	1
Black Crested Finch	3	1
Black Headed Siskin	3	0
Cuban Melodious	2	0
<u>DOVES AND QUAIL:</u>	19	3
Ringneck Dove	9	1
Button Quail	5	1
Diamond Dove	2	0
Black Capped Fruit Dove	1	1
Cape Dove	1	0
<u>PAIRS:</u>	40	0
Zebra	12	0
Fire Finch	5	0
Green Singing Finch	3	0
Softbill - Pekin Robin	2	0

# Finches...The China Collection.

by the British Artist Howard Robinson.  
Launching September 1998



GRAND VALLEY  
WREN



BLACK - CROWNED  
WAXBILL

Only  
350 sets  
for sale  
world-  
wide



BLUE-HEADED  
PARROT



BAMBOO  
PARROT

Each plate  
measures  
approx 8"  
diameter

To be sure of reserving your set  
order by August 31st 1998

Howard Robinson, Internationally known for his bird and wildlife paintings, has work displayed around the world including the Cotswold Wildlife Park, and the Audubon Park Zoo, New Orleans. With several National and International Design and Illustration awards to his name, Howard's bird paintings are eagerly sought after.

This beautifully produced series of Limited Edition Plates, Trinket boxes and mugs are crafted in fine Bone China manufactured by one of Britain's leading Stoke-on-Trent companies.

Each plate will be supplied with a  
Certificate of Authentication

Visit our webpage [www.users.zetnet.co.uk/gwr-833k1atck](http://www.users.zetnet.co.uk/gwr-833k1atck)

Hand numbered and Bordered in 22 carat Gold

### ✓ Check your choice

- I would like to receive the full set of four Limited Edition Finch Plates by Howard Robinson, cost \$159.80 (\$39.95 per plate) including postage and packing
- I would like to receive the full set of four Trinket Boxes by Howard Robinson, cost \$98.00 (\$24.50 per Trinket box) including postage and packing
- I would like to receive the Finch Collector Bone China Mugs, cost \$67.80 for set of four or \$ 16.95 for each including postage and packing. (specify bird choice if ordering individual mugs)

Cheque Payment I enclose a check payable to **GWI Associates**  
Credit Card Payment Please debit my Visa/Mastercard

Card Number .....

Expiry Date .....

Name .....

Address .....

Zip Code ..... Daytime Telephone # .....

Mail your order to: **GWI Associates c/o NFSS Editor**, 3412  
Fair Hill Circle, Birmingham, AL 35243-5015. Confirmation will  
be sent from GWI Associates along with Edition number. Plate  
sets scheduled to begin shipping 9/15/98



## Biosafety in the Aviary

By Ross Bishop  
Sante Fe, NM

*Author's note: When I started researching and writing this article I didn't know much about disinfectants and bird health. I decided to write it because I wanted to learn, and in the process I learned a lot! Biosafety is a complex and technical subject and I hope that I have accurately conveyed the information I gathered from a large number of sources. There are also some differences of opinion amongst the experts, and I have tried to respect those differences.*

*In researching the article I found that several avian research organizations were recommending the use of chlorine dioxide cleaners around birds because they are both safe and effective. Oxyfresh makes the only chlorine dioxide product available at the moment. I highlighted it in the article because the research indicates it to be superior, and few aviculturists are familiar with it. I also provided contact information because it's not all that easy to find, and because part of the profits from every sale through the 800 number goes to avian research, something we desperately need. On a personal note, I started using Oxyfresh because the experts kept recommending it, and I wanted to find out for myself. I have been using it for a while, and I must say that it seems to be as good as it is claimed to be. In the article I tried to be fair, but the research clearly indicates superiority for chlorine dioxide. I think we'll see aviculture making a big shift toward its use in the near future. That is already happening in commercial poultry operations (where, I gather, a lot of the emphasis on its use began).*

*I want to thank the avian veterinarians (especially Sam Vaughn, ABVP and Mike Treidler, DVM) and several university research people who gave unselfishly of their time and expertise to make this article possible.*

**A**lthough biosafety is an odd term, keeping your birds safe and secure from biological agents (pathogens) isn't. A number of factors go into keeping birds healthy, and good hygiene and proper diet are the most important. No one likes to lose a bird, and yet avian vets tell us that 75% of premature bird deaths are preventable. That is a sad statistic, especially in these days of increasingly restrictive CITES regulation and rising bird and importation costs. As the experts have made clear to me, most people overlook some elemental and essential precautions regarding bird health. Many of the

aviaries I have visited present risks to their birds. And the sad thing is that these conditions are easily remedied by the investment of a little time and cleaning. A number of the aviaries and cages I have seen are simply time bombs waiting to explode. Is yours? You will have to decide how far you want take your own program of prevention.


### *PREVENTING INFECTION:*

Because we keep birds in enclosures, we expose them to levels of toxicity not found in nature. There is no rain to periodically rinse pathogens away, and the environment is isolated from sunlight, the best disinfectant of all. In the cage or aviary, water containers, especially with mineral supplements added, are perfect breeding environments for all sorts of pathogens. Egg and other soft foods sitting in the warm sun invite salmonella, ecoli and other bacteria to grow. Bird feces on perches spread bacteria and release dangerous airborne viruses. Corners and crevices in cages and aviaries that are difficult to clean are ideal breeding places for bacteria, fungi and viruses. And, the more birds you keep together the greater the risk of infection and the easier it can spread. In keeping birds in enclosed conditions we obligate ourselves to keep their living spaces especially clean and healthy.

The foundation of biological safety is prevention, not cure. And, this is a classic situation where prevention is far better and easier than any cure. If you prevent diseases from getting to your birds it is much easier (and much less expensive) than trying to treat an infection after it manifests and spreads. So, if you take the time to simply wash cages, perches and aviaries more frequently,

you will need to use strong disinfectants or veterinary intervention less often. Cleaning is the cheapest investment in bird health you will ever make. Don't wait to lose a bird or for one to get sick as a wake-up call to do a better job of cleaning and disinfecting. In order to create biosafety for your birds you need to add a layer of disinfection on top of cleaning. Many people think that if a product says that it "kills germs" it's doing a good job of protecting their birds from disease. This is not the case. There are a host of pathogens that can harm birds and soap is

not going to protect them. Soap and water are great as a first line of defense, but all you are doing is removing most of the organic material and reducing the pathogenic population. But, soap does not kill many pathogens. But, since no



disinfectant works well in the presence of organic debris, a thorough cleaning is essential for effective disinfection to take place. Once something is cleaned, it must be rinsed thoroughly before disinfecting to avoid a chemical reaction between the soap and the disinfectant, which can inactivate the disinfectant. That's easy for seed dishes and waterers, but we are also talking about cage wire and aviary walls and floors where adequate rinsing can be difficult in a home environment. In addition to frequent cleaning, prevention also means being smart about limiting cross contamination between cages, having clean, wholesome food and water available and creating quarantine facilities for new or sick birds.

### *FOMITES*

When I first started keeping birds I read an article by a breeder who insisted that everyone should sterilize their shoes and hands each time they entered the aviary. I had an image of people wearing "clean room suits" to visit their birds. But, that writer made a good point. It isn't just the birds or the food and water in an aviary that pose a threat. You are a risk to your birds too! In fact, everything that comes into your bird room is a potential carrier - they are called fomites. We all carry pathogens and we transmit them to our birds. And, that is especially true regarding cats and dogs in the bird room. One of the smart preventions is to pay attention to all fomites - whether your hands, a food dish or spray millet. They all can present risks. The great majority of time they are harmless, and then there is that one occasion... The people who are familiar with diseases are adamant about our being especially careful to clean ourselves after being at the vet's, visiting a pet store, attending a bird show or visiting other people's aviaries. They advise that it is smart to shower and change your clothing and disinfect your shoes immediately upon returning from these places.

This is another one of those situations where the experts can seem to be overly picky, but their job is to prevent the spread of disease, and the environments they are concerned about are prime sources of risk. So, pay attention to the possible carriers (the fomites) that come into your aviary. While we are talking about risks, remember that other bird keepers (who may be your good friends) pose a particular threat to your birds. A considerate protocol would be for each of us to shower and also disinfect our shoes and hands before visiting a friend's aviary. New additions to the aviary also pose a potent threat. A good quarantine practice for new arrivals is essential. Is this overkill? Maybe, but probably not. How important are your birds to you? That is the dilemma.

If I had a pair of \$20,000 parrots, or if I were a breeder with hundreds of birds and thousands and thousands of dollars of breeding stock, I think that being this careful would be prudent. But you have to draw a line somewhere and I think that sterilizing my shoes when I walk into my sun room/aviary is overkill. You are entitled to disagree. I also don't want my birds so sterile that they cannot survive outside my aviary. I believe that it is unfair and unethical to sell a bird with limited immunities to an unsuspecting buyer halfway across the country.

### *DISINFECTANTS*

There is a cardinal principal to consider about disinfectants: They are toxic. That is why they work. Because they are toxic, there is always a risk in using them - if you doubt that, just read the precautions on any disinfectant label. Then, multiply those cautions by a factor of 10 for birds. Birds are far more sensitive to the environment than humans. Their respiratory systems are different and their metabolisms are much higher than ours. This makes them much more vulnerable to airborne toxins (chemicals), spores, bacteria and viruses. That is why miners used to take canaries into the coalmines. If the canary got sick, the miners got out. Every disinfectant has limitations. Although there are some really nasty disinfecting materials available, their very potency carries with them the risk of doing harm. Some are safe, but not very toxic. Some have dangerous side affects. All of them vary in ease of use, the time involved for the product to do its job and perhaps most importantly, what each eliminates. You are going to need more than one kind of disinfectant to combat the different pathogens that will come into your aviary. A multi-substance approach is therefore wise because there is not a single material that will rid your aviary or cages of all dangerous pathogens. The tough guys in the pathogenic world are the bacteria. Not only are some of them very hard to kill, but they can also mutate and become resistant to specific chemicals. Viruses tend to be a special case. Although viruses are generally fragile outside their natural environments, if you have a viral infection you will have to find a virucide specific to the type of virus affecting your birds. There are basically two kinds of viruses - lipophilic and hydrophilic. Lipophilic viruses, such as herpes and influenza, are easy to destroy, while hydrophilic (non-enveloped) viruses are more difficult to get rid of. Be sure the viricides you choose works on the virus causing you trouble.

### ***THE DISINFECTANTS***

Here are the commonly used aviary disinfectants and their major benefits and limitations:

#### ***CHLORINE***

Sodium hypochlorite - household bleach Bleaches are very harsh but very effective disinfectants. They attack pathogens, organic debris and living tissues equally well. Chlorine compounds are among the most potent sporicides and are also lethal to both lipophilic and hydrophilic viruses. It is one of the few disinfectants that will kill protozoan such as giardia. Bleach is cheap, deadly and readily available. However, there are three major problems to using it. Bleach creates toxic fumes as it dries, which can be especially irritating to birds with their efficient respiratory systems (especially to young birds and especially through repeated exposure). Bleach must only be used with considerable ventilation and should never be used around birds. Bleach is also very rapidly inactivated by organic debris (any dirt left on the object being disinfected will interfere with the action of the free radicals, up to the point where no chlorine is left to act on the actual pathogens). So thoroughly wash anything you are going to treat first. Third, bleach is tough on metal. It will seriously shorten the life of any metal object it contacts. All objects treated with bleach must be rinsed thoroughly afterwards and allowed to dry before birds are allowed to contact them. Bleach incidentally, works best in the presence of sunlight, which releases more free radicals, which destroy cells, including pathogens. Bleach should be used in a dilution of 1 part bleach to 32 parts water (1/2 cup to a gallon of water). It must stay in contact for about 10 minutes to assure disinfection. It is the least expensive disinfectant available and is good for anything non-metallic that you can remove from the cage or aviary like food dishes, perches etc.

#### ***CHLORHEXADINE***

Brand Names: Nolvasan, Virosan

These are safe products to use routinely. They are more expensive than bleach, and although safer, according to the manufacturer, should not be used when birds are present. When applied, they must remain in contact for about 10 minutes to work effectively, and then must be rinsed thoroughly. They are effective against many but not all, bacteria and yeast (especially candida). But they are not effective against giardia, most viruses, mycobacterium spores and pseudomonas (Virosan is especially formulated to be effective against pseudomonas). Although less toxic than phenol and aldehyde disinfectants, the chlorhexidines' limitations make it less than ideal as a general disinfectant.

Nolvasan is particularly good for disinfecting syringes, bowls and feeders, although it must be discarded and re-mixed daily. It is not effective in the presence of organic debris. Some aviculturists use chlorhexidine as a water additive for control of pathogens, but this is not recommended by the manufacturer, as these products were never meant for ingestion, and long term effects have not been studied.

### ***STABILIZED CHLORINE DIOXIDE***

Brand Names: Oxyfresh Dent-A-Gene, Oxyfresh Cleansing Gele'

Stabilized chlorine dioxide is a chlorine derivative, which is a powerful oxidizing agent. It can destroy many pathogens, including bacteria, viruses, fungi and protozoa. Chlorine dioxide deactivates avian polyomavirus (a hydrophilic virus). Many studies have suggested that stabilized chlorine dioxide is a superior disinfecting agent to bleach. It is used in Europe to treat drinking water because it does not form carcinogenic by-products like bleach does. There are very few products that are both effective and can be safely used around birds, and in my opinion, stabilized chlorine dioxide is the best choice available for aviculturists today. At the present, the only stabilized chlorine dioxide products available are made by Oxyfresh. Oxyfresh Cleansing Gele' is a cleaner containing stabilized chlorine dioxide. It is excellent for routine cleaning of cages and aviaries as it will clean and provide some disinfectant protection. Plus, it is not harmful. It is also an excellent washing/soaking solution for syringes, food dishes, feeders and water containers. For hard surfaces, the solution is sprayed on and then wiped off after a 5-minute exposure. Oxyfresh Dent-A-Gene is a full strength stabilized chlorine dioxide disinfectant that is a two-part product. The two parts are mixed (and at this stage does have toxic fumes) but once stabilized is safe for use. It is however rapidly deactivated by organic debris and exposure to sunlight, so all surfaces to be treated should be cleaned first. Once mixed, a solution can be used for 7 days if sealed tightly and kept out of the light. A spray bottle of Dent-A-Gene solution can be kept near the bird room and used on hands and shoes as fomite controller. Chlorine dioxide is also an excellent natural deodorizer. Incidentally, the fumes produced in the stabilizing stage of the Dent-A-Gene are excellent for disinfecting incubators but do not do this in the aviary! These products are reasonably priced, and because they are effective and can be safely used around birds they are a blessing for bird keeping. Denta-A-Gene was originally created as a disinfectant for dentists and its effectiveness is well documented. Research done at the University of Georgia comparing 7 common aviary disinfectants, supports the claim that Oxyfresh is highly effective against polyomavirus. Oxyfresh products are sold through a multi level marketing program and several avian research organizations.

### ***HALOGENS (IODINES)***

Brand Names: Vanodine

Most iodine-containing disinfectants also contain a detergent, and are called "iodophors". Iodophors are compounds in which the iodine is "tamed" and are considered safe to use around birds. They have a good germicidal and anti-fungal action, but not the undesirable properties of iodine. They are also a reasonable viricide but only after prolonged exposure. They are not particularly good as sporicidal agents. They have a limited vapor production, are not affected by hard water, have a long shelf life and work well in hot or cold water. They are medium cost. Iodophores are a good disinfectant for water and food containers and aviary surfaces. Although they stain plastic and hands, when the solution has lost its brown color it's an indication to change it. For cleaning, Vanodine should be used in a solution of 1/2 fluid ounce to 1-gallon water. Vanodine needs no rinsing, is odorless and contains no alcohol or bleach. It is however, easily deactivated by contact with organic debris, is not effective against hydrophilic viruses such as polyoma, and is not effective against all strains of pseudomonas bacteria. The manufacturer suggests that Vanodine can be added to drinking and bathing water (1/2 teaspoon per gallon) to limit diseases spread through water and to help control disease in bird crops. (Also, disease can be passed from parent to hatchling, putting the more vulnerable hatchling at risk). However, several avian experts contacted for this article expressed serious concern regarding the effects of long term exposure to Iodophors. My advice would be to consult your veterinarian.

### ***HEAVY DUTY DISINFECTANTS:***

These products are not recommended for daily use. But, it is wise to periodically make an aggressive attack on aviary pathogens. Then too, sometimes an infestation breaks out and the facility must be neutralized. In these situations the use of a material with more potency is wise. It is essential that you read all labels carefully before using these products. AND be cautioned - *none of them should be used around birds*, and they all will put your birds at risk if not used properly!

### ***GLUTARALDEHYDES (FORMALDEHYDE)***

Brand Name: Wavicide

This is a relatively new class of disinfectant. Formaldehydes are the most effective disinfectants, and can even kill bacterial spores, which are often resistant to other products. They will deactivate most bacteria (including mycobacterium), viruses, spores, fungi and chlamydia.

They are very stable and work fairly well even in the presence of organic debris. They are effective in water of any temperature or hardness. Solutions are good for longer periods than other disinfectants, which lowers their cost per use. Their speed of killing pathogens is very fast. But they are also expensive, and have many possible side effects. They are extremely toxic to birds, either when ingested or inhaled. Any treated area must be thoroughly rinsed before allowing bird contact. This product is recommended as a last resort treatment when other products are not effective (e.g., chronic pseudomonas infections).

### *QUATERNARY AMMONIUM COMPOUNDS*

Brand names: Roccal-D, Quintacide, Parvosol, Hitor, Barquat, Merquat, Cetylcide, Cal Pro

"Quats" are a large class of disinfectants, which add organic compounds to ammonia. They are effective against some types of bacteria, some viruses, and chlamydia. They are not effective against spores, mycobacterium or fungi, pseudomonas, and hydrophilic viruses such as polyomavirus. Many quats also function as a detergent, and help remove organic debris from objects, although their killing efficiency is drastically reduced in the process. They are not recommended for use on objects that will be in direct contact with birds because they leave a slimy residue on objects which is very difficult to rinse off completely, and the residue can cause respiratory paralysis and death. They may be diluted for low cost per use, but initial purchase cost may be expensive. Quats are also sensitive to water hardness. Do not use around untreated wood or other porous surfaces.

### *PHENOLICS*


Brand names: One Stroke Environ, O-Syl, Avinol, Institutional Lysol

Phenolics are potent bactericides, killing a broad range of disease-causing bacteria including pseudomonas and salmonella. They are also corrosive and irritating. They are effective against fungi and some viruses. They kill fairly quickly, (within 10 minutes), and retain their effectiveness in the presence of organic matter better than most other disinfectants. Phenols are the weapons of choice against pseudomonads - the toughest critters to kill. Bacterial spores seem to be resistant to phenols, however. Phenols are very effective against lipophilic or enveloped viruses but may have some limitations against other viruses. Phenolics are especially useful for cage wire and floor disinfection, and in footbaths. When used in footbaths or heavily soiled areas, the diluted solution strength can be increased 3 to 4 fold. Some phenols work well in the presence of organic material, others do not.




They are effective even in hard water; don't stain surfaces or leave residual odors, and are easily rinsed off. They are also toxic to many tissues including skin, eyes, and respiratory tract. They are very toxic to cats and reptiles. Phenols must be used with adequate ventilation, and must be rinsed from cleaned surfaces before allowing birds contact with them.

### *A BASIC PROGRAM*



What follows is a basic program that will provide good protection for most of the pathogens likely to infect your birds. The cleaning cycles depend, of course, in your bird population, how densely and where your birds are housed. Since everyone's situation is different, adapt these suggestions to fit your needs. No general program is going to eliminate every risk, and you may want to do something more severe periodically as a preventative. You will also want something specific and stronger if you experience a particular problem. It is important to be patient when using any disinfectant. Disinfectants do not work instantaneously. To kill pathogens and do a thorough job, many disinfectants must remain in contact from several minutes to several hours. If left for too short a time, the product won't do its job, and if left too long, some products will damage the surface of the item being disinfected. And, keep in mind that using hot water increases the effectiveness of all cleaning agents:

### *DAILY PREVENTION*



**Food and Water Containers:** Use only plastic, glass or stainless containers. These clean and disinfect much better than other materials. Buy two sets of containers so that you can use one set while the other is being cleaned, disinfected and dried. Mark them so that the containers are returned to the same cage or aviary. Wash and thoroughly clean every container, every day in hot soapy water or Oxyfresh Cleansing Gele'. Don't forget to wash the bottoms too! Rinse thoroughly. Then soak in either bleach, Vanodine, Nolvasan or Dent-A-Gene.

**Bathing Water:** Change bathing water frequently (every four hours is good).

**Drinking Water:** Absolutely change Nekton treated water daily. Before filling bird containers, especially in the morning, run water tap for several minutes. Certain bacteria, such as psuedamonas live in water pipes (especially the plastic pipes commonly used today). This bacterium does not routinely effect humans, but can be harmful to birds. As a better alternative, filtered water is safest for both you and your birds.

**Soaked Seed:** Treat soaked seed with a few drops of Oxyfresh Cleansing Gele' or bleach while they are soaking overnight. Rinse thoroughly. **Sprouted Seed:** After sprouting, treat by soaking in a few drops of bleach or Oxyfresh Cleansing Gele' and water for 15 minutes. Rinse thoroughly.

**Soft Food:** Egg or other soft foods should not be left with birds any longer than four hours.

**Food Preparation:** Thoroughly spray all fresh produce served to birds in Oxygene Cleansing Gele'. Wait 5 minutes then rinse. **Substrate:** Replace paper in cages frequently. **Hands and Shoes:** If you keep many birds, spray with Oxyfresh Dent-A-Gene before entering the aviary. Insist that any other aviculturists who visit do the same. Spray hands if you are feeding babies.



#### ***DURING THE WEEK***

Spray exposed aviary or cage surfaces with Oxyfresh Cleansing Gele' (diluted 1 tbsp. per quart of hot water) or hot soap and water. Wait 5 minutes and wipe off. This only takes a few minutes and dramatically reduces the risk of problems. At least once a week treat all surfaces after cleaning with Oxyfresh Dent-A-Gene disinfectant or Vanodine.



#### ***EVERY TWO WEEKS***

Remove perches and scrub with stiff brush and hot soap and water or Oxyfresh Cleansing Gele'. Rinse thoroughly. Treat with bleach, Vanodine, Oxyfresh Dent-A-Gene or Nolvasan. Rinse and allow drying thoroughly before returning to aviary. (Note: It is a good idea to have two sets of perches so you can swap sets and clean the soiled set at your leisure.)



#### ***EVERY MONTH CAGES:***

Remove birds from cages and scrub cages with stiff brush, soap and hot water or treat cage with Oxyfresh Dent-A-Gene, bleach or Nolvasan (for bleach and Nolvasan keep birds out of the area where chemicals are being used. Allow cage to dry thoroughly before reintroducing birds). Follow chemical manufacturer's directions carefully.



***INDOOR AVIARIES:***

If birds can be removed: completely scrub all surfaces, including aviary wire with a stiff brush, soap and hot water or treat with Oxyfresh Cleansing Gele'. Rinse thoroughly. Treat all surfaces, wires, perches, etc. with Oxyfresh Dent-A-Gene or Vanodine. If aviary can be rinsed, Nolvasan or bleach may be used instead (for bleach and Nolvasan: keep birds out of the area where chemicals are being used. Allow aviary to dry thoroughly before returning birds).

If birds cannot be removed: completely scrub all surfaces with Oxyfresh Cleansing Gele' or soap and hot water. Rinse thoroughly. Treat all surfaces, wires, perches, etc. with Oxyfresh Dent-A Gene or Vanodine.



***OUTDOOR AVIARIES:***

If birds can be removed: completely scrub all surfaces with soap, a firm bristle brush and hot water or treat with Oxyfresh Cleansing Gele'. Rinse thoroughly. Treat all surfaces, wires, perches, etc. with Oxyfresh Dent-A-Gene, bleach, Nolvasan or other heavy-duty disinfectant. Follow manufacturer's use and rinsing instructions. If birds cannot be removed: Follow the directions for indoor aviary.

Notes: Vanodine is going through a change in distributorships at the moment and has been difficult to obtain. Don Haller, <donsbirds@scescape.net> has become involved in getting the product back into circulation and hopes to have it on store shelves soon. Oxyfresh products are generally not available through catalogue or retail sources. If you send an email note to ross@dsrt.com or, leave a message at 1-800-999-9551, then push #2, and enter mailbox #1502041 for more information.



# The 1999 National Finch and Softbill Society Census



The NFSS Annual Census continues to be a valuable service for finch and softbill breeders. Through the voluntary census, NFSS is able to identify breeders of finches and softbills being bred in captivity. Unfortunately, the current status of bird importations has had a detrimental effect on breeders trying to obtain new bloodlines. The census results that are published in the NFSS Bulletin, provide the necessary information to assist various breeders in locating avian stock, locating others with shared interests, and continuing preservation efforts. Please take a few minutes and review and fill out this census form. The information you share with your fellow NFSS members will assist aviculture and help preserve finch and softbill species in captivity in the years to come.

**PLEASE SEND IN YOUR CENSUS TODAY! NFSS WILL PUBLISH/RELEASE ONLY YOUR PHONE NUMBER.**  
(all other personal information will remain confidential)

**Send completed form to:**  
**FinchSave/Census Manager**  
**Daniel Almaguer**  
**P.O. Box 533015**  
**Orlando, FL 32853-3015**  
**Phone: (407) 894-3808**  
**Fax: (407) 894-6400**  
**Email: DRAFinch@aol.com**

Phone: \_\_\_\_\_ Email: \_\_\_\_\_  
 Fax: \_\_\_\_\_  
 Name: \_\_\_\_\_  
 Address: \_\_\_\_\_  
 City: \_\_\_\_\_ State: \_\_\_\_\_ Zip: \_\_\_\_\_  
 NFSS Member # \_\_\_\_\_ Date of Application: \_\_\_\_\_

**Please send  
in your  
Census by  
5/14/99**

Species (specify type)	# in Flock			Source Domestic/Import	Breeding Yes/No	# of Generations 1 2 3 4 5 6	Housing Cage/Aviary	Environment Indoor/Outdoor	Method Parents/Foster	Bands Closed/Open/None
	M	F	?							
				<input type="checkbox"/> <input type="checkbox"/>	<input type="checkbox"/> <input type="checkbox"/>	<input type="checkbox"/> <input type="checkbox"/> <input type="checkbox"/> <input type="checkbox"/> <input type="checkbox"/> <input type="checkbox"/>	<input type="checkbox"/> <input type="checkbox"/>	<input type="checkbox"/> <input type="checkbox"/>	<input type="checkbox"/> <input type="checkbox"/>	<input type="checkbox"/> <input type="checkbox"/> <input type="checkbox"/>
				<input type="checkbox"/> <input type="checkbox"/>	<input type="checkbox"/> <input type="checkbox"/>	<input type="checkbox"/> <input type="checkbox"/> <input type="checkbox"/> <input type="checkbox"/> <input type="checkbox"/> <input type="checkbox"/>	<input type="checkbox"/> <input type="checkbox"/>	<input type="checkbox"/> <input type="checkbox"/>	<input type="checkbox"/> <input type="checkbox"/>	<input type="checkbox"/> <input type="checkbox"/> <input type="checkbox"/>
				<input type="checkbox"/> <input type="checkbox"/>	<input type="checkbox"/> <input type="checkbox"/>	<input type="checkbox"/> <input type="checkbox"/> <input type="checkbox"/> <input type="checkbox"/> <input type="checkbox"/> <input type="checkbox"/>	<input type="checkbox"/> <input type="checkbox"/>	<input type="checkbox"/> <input type="checkbox"/>	<input type="checkbox"/> <input type="checkbox"/>	<input type="checkbox"/> <input type="checkbox"/> <input type="checkbox"/>
				<input type="checkbox"/> <input type="checkbox"/>	<input type="checkbox"/> <input type="checkbox"/>	<input type="checkbox"/> <input type="checkbox"/> <input type="checkbox"/> <input type="checkbox"/> <input type="checkbox"/> <input type="checkbox"/>	<input type="checkbox"/> <input type="checkbox"/>	<input type="checkbox"/> <input type="checkbox"/>	<input type="checkbox"/> <input type="checkbox"/>	<input type="checkbox"/> <input type="checkbox"/> <input type="checkbox"/>
				<input type="checkbox"/> <input type="checkbox"/>	<input type="checkbox"/> <input type="checkbox"/>	<input type="checkbox"/> <input type="checkbox"/> <input type="checkbox"/> <input type="checkbox"/> <input type="checkbox"/> <input type="checkbox"/>	<input type="checkbox"/> <input type="checkbox"/>	<input type="checkbox"/> <input type="checkbox"/>	<input type="checkbox"/> <input type="checkbox"/>	<input type="checkbox"/> <input type="checkbox"/> <input type="checkbox"/>
				<input type="checkbox"/> <input type="checkbox"/>	<input type="checkbox"/> <input type="checkbox"/>	<input type="checkbox"/> <input type="checkbox"/> <input type="checkbox"/> <input type="checkbox"/> <input type="checkbox"/> <input type="checkbox"/>	<input type="checkbox"/> <input type="checkbox"/>	<input type="checkbox"/> <input type="checkbox"/>	<input type="checkbox"/> <input type="checkbox"/>	<input type="checkbox"/> <input type="checkbox"/> <input type="checkbox"/>
				<input type="checkbox"/> <input type="checkbox"/>	<input type="checkbox"/> <input type="checkbox"/>	<input type="checkbox"/> <input type="checkbox"/> <input type="checkbox"/> <input type="checkbox"/> <input type="checkbox"/> <input type="checkbox"/>	<input type="checkbox"/> <input type="checkbox"/>	<input type="checkbox"/> <input type="checkbox"/>	<input type="checkbox"/> <input type="checkbox"/>	<input type="checkbox"/> <input type="checkbox"/> <input type="checkbox"/>
				<input type="checkbox"/> <input type="checkbox"/>	<input type="checkbox"/> <input type="checkbox"/>	<input type="checkbox"/> <input type="checkbox"/> <input type="checkbox"/> <input type="checkbox"/> <input type="checkbox"/> <input type="checkbox"/>	<input type="checkbox"/> <input type="checkbox"/>	<input type="checkbox"/> <input type="checkbox"/>	<input type="checkbox"/> <input type="checkbox"/>	<input type="checkbox"/> <input type="checkbox"/> <input type="checkbox"/>
				<input type="checkbox"/> <input type="checkbox"/>	<input type="checkbox"/> <input type="checkbox"/>	<input type="checkbox"/> <input type="checkbox"/> <input type="checkbox"/> <input type="checkbox"/> <input type="checkbox"/> <input type="checkbox"/>	<input type="checkbox"/> <input type="checkbox"/>	<input type="checkbox"/> <input type="checkbox"/>	<input type="checkbox"/> <input type="checkbox"/>	<input type="checkbox"/> <input type="checkbox"/> <input type="checkbox"/>
				<input type="checkbox"/> <input type="checkbox"/>	<input type="checkbox"/> <input type="checkbox"/>	<input type="checkbox"/> <input type="checkbox"/> <input type="checkbox"/> <input type="checkbox"/> <input type="checkbox"/> <input type="checkbox"/>	<input type="checkbox"/> <input type="checkbox"/>	<input type="checkbox"/> <input type="checkbox"/>	<input type="checkbox"/> <input type="checkbox"/>	<input type="checkbox"/> <input type="checkbox"/> <input type="checkbox"/>
				<input type="checkbox"/> <input type="checkbox"/>	<input type="checkbox"/> <input type="checkbox"/>	<input type="checkbox"/> <input type="checkbox"/> <input type="checkbox"/> <input type="checkbox"/> <input type="checkbox"/> <input type="checkbox"/>	<input type="checkbox"/> <input type="checkbox"/>	<input type="checkbox"/> <input type="checkbox"/>	<input type="checkbox"/> <input type="checkbox"/>	<input type="checkbox"/> <input type="checkbox"/> <input type="checkbox"/>
				<input type="checkbox"/> <input type="checkbox"/>	<input type="checkbox"/> <input type="checkbox"/>	<input type="checkbox"/> <input type="checkbox"/> <input type="checkbox"/> <input type="checkbox"/> <input type="checkbox"/> <input type="checkbox"/>	<input type="checkbox"/> <input type="checkbox"/>	<input type="checkbox"/> <input type="checkbox"/>	<input type="checkbox"/> <input type="checkbox"/>	<input type="checkbox"/> <input type="checkbox"/> <input type="checkbox"/>
				<input type="checkbox"/> <input type="checkbox"/>	<input type="checkbox"/> <input type="checkbox"/>	<input type="checkbox"/> <input type="checkbox"/> <input type="checkbox"/> <input type="checkbox"/> <input type="checkbox"/> <input type="checkbox"/>	<input type="checkbox"/> <input type="checkbox"/>	<input type="checkbox"/> <input type="checkbox"/>	<input type="checkbox"/> <input type="checkbox"/>	<input type="checkbox"/> <input type="checkbox"/> <input type="checkbox"/>



## The Avian Medicine Chest™

*Specializing in Natural Solutions to Bird Health*

### **DISCOVER MOTHER NATURE'S SECRET**

At last! Bird health products that work with Mother Nature's own unique healing powers! We carry an extensive selection of Natural Products designed to improve the health of your birds  
... and they are reasonably priced

The Avian Medicine Chest™ is dedicated to the prevention and remedy of illness in birds through the use of:

herbs • minerals • vitamins • healing • microbials

- **FEATHER PICKING?**
- **BACTERIA PROBLEMS?**
- **CHRONIC SICKNESS?**
- **BREATHING PROBLEMS?**
- **FUNGUS PROBLEMS?**
- **ORGANICALLY CLEAN  
YOUR FACILITY?**

Prevention is the best medicine!

*Call for details and to order!*

**Call: (712) 647-2079**

**SPECIAL BONUS!!!**

Each new customer will receive:

- Our quarterly newsletter
- A free consultation

## Hands-on Finches

Subject: Feathers in Flight

Aviary

By: Ginny Allen

Opelika, AL



More than fifteen years ago I made the statement that I never wanted to have a bird. They were noisy, messy, and required too much care. When a canary was trapped in our garage and cage and supply shopping became a necessity, we were introduced to the world of finches. Each and every trip to an avian store meant more birds and more cages or flights.

When we retired and moved from Florida to Alabama in 1993 we knew we wanted the birds inside. A local cabinetmaker was engaged to build a 12 x 8 x 8 aviary to install in our 14 x 40 sunroom. We designed it to house our collection of exotic finches in as natural a setting as possible.

The frame is of hard rock maple. It was constructed in sections so it could be transported through doors and assembled easily. It is finished like a fine piece of furniture. The screen is wrapped around each section and stapled on the inside edge. The entire inside is smooth...no places for birds to "p and p" (perch and poop).

We researched the various screening available and decided to go with regular window screen available in any large home improvement store. We have lived in south Florida previous to our move and the birds were on the pool/patio area in flights. Oftentimes they would escape their flight and would cling to the screen. It was not difficult to catch them and there were fewer traumas to the birds as the net hit the flexible screening. Also, it is so easy to keep clean...vinegar and hot water. And...it contains all the feathers and bedding thus keeping the sunroom area relatively clean. This was our answer to easy maintenance.

The door is 5' high. Most commercial aviaries have doors of about 4'. However, we did not want to hit our head all the time while taking items in and out of the flight. Also, the door swings IN to eliminate birds coming out into the room. There is a magnetic lock on the door and a Velcro lock/tab on the top of the door to prevent our grandchildren from going in and out at will.

The plastic latticework was a real find. We put small spacers behind it so we wouldn't hook the screening as we added nests. It is also much nicer for



weaving silk ivy. The birds usually have several "free form" nests built within the plants. The lattice is easy to clean, keeping the area more sterile.

We bought heavy plastic sheeting and

stapled it to the floor frame support to help contain the floor bedding. We did a lot of research into the different beddings and decided on shredded aspen, which is available in most shops that sell reptiles. It does not breed bacteria, can be raked, is easily fluffed, is never "wet" and never has an odor. I keep a throw rug outside the door to help keep the shredded aspen from being tracked all over the house.

The fountain is a 2-gallon variety and has to be changed often even though it has a filter. This is one item I might not have again unless I knew I would be able to clean it with disinfectant every week. I add water daily as it evaporates quickly. Of course it is great in the winter when the gas heat is on as it, and a 30-gallon aquarium, help keep the humidity regulated in the sunroom. To keep some of the debris from going in the water, I added a sheet of regular screening between the top and the water-holding base. It is sitting in an oil-changing pan to keep the floor dry. All the plants are artificial so they can be washed frequently.

The fountain provides adequate bathing, but I often add a plant saucer full of water just for "play". In addition, there is a hanging waterer that is changed daily. Hanging plants are artificial. Initially we had natural plants but the birds demolished \$15-\$20 hanging plants within two weeks. They often build their nests in the planters. So artificial is the way to go. No watering or disturbing of nests. The floor plants are natural. I use mostly schiffliera and ficus and rotate the trees. We have a deck and I place the "sorta tired looking" plants around the base where they can sit on the ground in the shade be fertilized and receive God's care. Those in the aviary are removed weekly and washed with the hose to remove debris.

Word of caution...I use plastic planters that are easily washed off for the natural plants and put the black nursery pot with in the plant directly in it. Pack aspen in the space between the wall of the planter and this pot. The birds get down in the crevice and can't get out! I learned this by experience.

There are three 48" shop lights with full spectrum bulbs, which are on timers. You can see that the room is well lit naturally, but in the winter it is dark by 4:30. Also, we use the room for entertaining and dining, and want the birds used to the light until 10:00 p.m.

We had concrete birdbaths for feeding stations, but found inexpensive plastic ones at Walmart. They are much easier to clean. Place them where there is not a perching place over them to keep the food as clean as possible.



The branch perches are from our citrus fruit trees in Florida. I keep them as clean as possible. The other flexible-looking perch is called "flex-vine" and has a wire through it. It was purchased in a garden



shop. A friend uses vine wreaths. If you soak one in a bucket or tub, it becomes flexible.

I use a combination of things for nesting material. The basic ones are dried Bermuda grasses, switch grass and coconut fibers. I also use light colored burlap that has been unraveled. A down pillow has also been sent to the aviary supply closet.

Lots of fresh fruits and vegetables are served daily. They also get live mealworms and an insect food. I combine Noah's Kingdom finch food with Sunshine Finch Supreme for the basic seed diet. This is placed in a Rubbermaid outside bird feeder that holds about 3 pounds and is easily cleaned. Both the veggie pedestal stand and the seed pedestal stand have large plastic trays over the "bath" area to make them level. Eggfood is served daily. It is basically corn bread that has been crumbled in a food processor (baby hi-pro cereal, sterilized eggshells, wheat germ, soy flour, three eggs, and one package of corn bread mix), Cede or Proteen 25, Noah's Kingdom VMA and corn, peas, and broccoli. Finally, I prepare 1 cup of couscous and mix this with everything. I keep this in sealed plastic containers and often freeze packages when I know I will be out of town. This "eggfood" is placed in a plant saucer on the floor...I usually put mealworms or sprouted seeds on this too. Two sprays of millet are literally thrown in daily - more if there are recently fledged babies.

In addition to the aviary I have a spoiled Senegal named Mulligan, a peach-faced Lovebird named Ace, and a line of chocolate self-societies. Our most recent addition to the flock is WallyWuWu, a Redfaced Mousebird.

My aviary and the collection of birds are more for pleasure and education than breeding although I do have limited success with breeding. Groups from Auburn University and the general Auburn/Opelika area come to our home for what is usually their first experience with exotic birds. Each group of receives an overview, which tells about the birds' habitats, nesting, food requirements, etc. I show them my Emergency Kit of medical supplies for the birds. All are interested in the show cages and the routine of exhibiting birds. Individuals are allowed to enter the aviary to see the intensity of colors to take photographs.



I take birds to Nursing Homes, Retirement Centers, local service groups, garden clubs, study clubs, and of course my favorite - classrooms. I've made fold-out charts indicating what area of the world is native to each bird. The aviary has allowed me to share my love of finches with the community. All of this is not bad for someone who stated she would never, ever have a bird!

#### Great American Bird Show Raffle Announcement

The hard to come by book "Estrildid Finches of the World" is being raffled by the Great American Bird Show.

Tickets are \$1.00/each

Those interested in purchasing raffle tickets should contact:  
Jill Zachow, 5412 Baxter Lane, Janesville, Wisconsin 53546



*Nylon Netted Flights and Cages*

# Ecotone . . . "Our Birds Love It"

**Seventeen Good Reasons To**


## Customers Rate Ecotone A+

- as a safe environment
- providing effective containment
- in a low-stress
- spacious natural setting
- beautifully designed
- for small to mid-sized birds:  
hookbills, softbills, finches



## Our New Models Offer

- Soft netted walls
- 171 color combinations
- new designs in wood
- 3 models and 11 sizes
- low maintenance
- easy cleaning



## We Are The Best Value Around

- unobstructed view of birds
- full range of options
- customized designs
- sizes to 3'D x 5'W x 6'H
- prices from \$409.95

• 1-800-415-3166 • Fax (715) 762-5467 • P.O. Box 37576, Raleigh, NC 27627

**Manufactured by Lions Industries For The Blind**

*As part of the continuing efforts of the Education Committee, Tom Rood has written the below excellent article on evaluating and pairing up your birds. Regardless of what your goals may be; to produce a show winner, or to breed the best possible birds to improve your particular line, you will enjoy this article. Education Committee Chairman - Dale Laird*

## Judging Birds and Mating (but not at the same time!)

By: Tom Rood, NFSS Region 3 VP and NFSS Panel Judge  
Shelbyville, IL

I guess the basis for this article started years ago when I joined the NFSS Judges Panel. On my first couple of judging assignments I found it difficult to explain my placings by using just words. Being a teacher visual aids are extremely important in my classroom, be they chalk and blackboard, books, pictures, graphs, overhead transparencies, and now computers. It was from this premise that I decided to incorporate visual aids into my judging. Thus, my "little blue book".

The first thing I did was something I swore I would never do - I started cutting up my bird magazines! Oh my, you don't know how much that hurt! A weekly newspaper from England, Cage and Aviary Birds is loaded with beautiful colored photos of all types of cage birds, including finches and softbills. Many of the photos showed exhibition quality finches and some photos did not. After selecting numerous photos (and continuously adding to them), the scissors and glue stick took over. Once the shock of cutting up my magazines subsided, I proceeded to organize my judging book according to the NFSS show classification system.

Now, on any judging assignment, I am able to show the gallery what I am talking about while explaining my placings. It's really nice to see heads nodding in the audience (and not nodding off), and the book being passed round from row to row. Throughout the day, my "little blue book" is passed around and referred to often. I would rather lose my luggage on the plane than lose my "little blue book".

With the competitive nature of zebra and society finches (a.k.a. Bengalese) in England and the amount of coverage in their press, these two sections in my book became quite extensive. Obviously, for the sake of the learner, both good and poor quality examples are included in the book. Not only should the breeder and/or exhibitor see the kind of bird we want, he/she should also see the kind of birds we did not want.

That brings me to my very good friend, Mr. Dale Laird of Florida. It was through Dale's urging that this article be finally put to paper. It was Dale's idea to somehow connect my "little blue book" with the mating up of one's birds for breeding. Being a breeder of English Zebras, I guess most of my comments would pertain to that species. But...to many breeders, who try to continuously improve the quality of his or her birds, I am hoping this article will prove beneficial.

Choosing which birds to mate together starts long before those birds are even old enough to breed. I guess the real selection process begins when the young zebras (or many other finches), actually jump out of the nest. Youngsters who possess obvious faults should quickly be marked as "non-keepers". In zebras, some of these faults would include flat heads or pinched heads, crossed or dropped wings, drooped tails, small or snaky bodies, etc. On the other hand (if you are lucky), once in awhile a "stormer" or obvious keeper jumps out and you always keep a close eye on those! The "stormers" are few and far between, but just one or two make the whole breeding season worthwhile.

So with the non-keepers disposed of and the "stormers" under lock and key, you are left to pass judgement on the rest of your young finches. As they mature, more faults will show up on another group of also-rans while the keepers seem to be getting stronger and better. Each and every finch breeder has his or her own reasons for deciding which birds to keep and which birds to dispose of, so I will leave that topic for someone else to write about.


The actual decision as to which birds to mate together comes after hours of observation, moving birds around, and studying past records. I cannot stress enough the importance of keeping accurate records on your stock of birds. Whereas many breeders have pairs of finches mated up throughout an entire year, my bird breeding activities are strictly seasonal. I mate my birds up over the Christmas vacation and I am usually finished breeding by the end of May.

I use the summer months to look the birds over while making decisions as to who stays and who goes. Hopefully, all the keepers are decided upon by the show season. Following the show season, I am anxious to mate the birds up again.

Deciding which birds to put together is one of the most enjoyable aspects of our hobby. I like to keep my numbers on the small side, so I only put 12 to 16 pairs together. I am pretty strict about not breaking this rule. I am also pretty strict about the May cut-off for the breeding season.

My good friend from New Jersey, Bob Vargo, labels his birds as "A" and "B" birds. I do sort of the same thing by assigning certain birds to certain cages. Each breeding cage is assigned a number from 1 to 12 or 1 to 16 depending upon the number of breeding pairs put up. I guess my first 6 or 7 cages are my "A" birds while the rest would be my "B" birds. I try not to make two current year birds together for the experience factor. It is only my opinion, but I think an older bird and a young bird make for a better pairing. Obviously, I try not to make two birds together possessing the same faults. Matings should balance out any faults, but keep in mind that birds with serious faults should not be used at all. Conformation; size; color; markings; past records; and of course breeding condition are all taken into consideration. All said and done, hopefully there will be some NFSS bred and banded keepers at the close of the breeding season.

I am sure every NFSS member has his or her own method of selecting and mating birds up. Obviously, whatever works for you is the way to go. Best wishes and good luck with your bird breeding.



## CENSUS?

Please take the time to fill out the annual census. It benefits us all.

**CORRECTION** to the 1998 Individual Bird Reports published on page 13 of the Jan/Feb issue:

Red Headed Gouldian - Sally Huntington, D12128-95, 28 points  
Normal Gray Zebra Hen - Tom Rood, D386-96, 27 points

The below 1998 show report was inadvertently left out of the Jan/Feb issue.

Award	Exhibitor	Species
1	Dr. Jim Cutler	Black Capped Fruit Dove
2	Julie Duimstra	Diamond Sparrow
3	Sally Huntington	Goldbreasted Waxbill
4	Larry Buran	Emerald Toucanette
5	Sally Huntington	Silver Zebra Cock
6	Sally Huntington	CFW Zebra Cock
7	Sally Huntington	CFW Zebra hen
8	Sally Huntington	Blue Capped Waxbill
9	Julie Duimstra	Diamond Sparrow
10	Roma Vickers	Pair Pekin Robins

**TWO NOTED FOOD CRITICS  
TELL IT LIKE IT IS...**



**"NOW HERE'S A MEAL WITH CLASS!"**

<b>Bulk Size: Mini, Small, Medium, Large, &amp; Mixed</b>		<b>Count Orders - Medium Size Only</b>	
2,000 ..... \$9.75	30,000 ..... \$82.00	<b>Mealworm Count</b>	<b>Dozen</b>
3,000 ..... \$12.00	40,000 ..... \$101.00	50	7.32
5,000 ..... \$16.25	50,000 ..... \$117.50	100	10.44
10,000 ..... \$30.50	60,000 ..... \$132.25	500	30.24
20,000 <sup>1</sup> ..... \$56.50	100,000 ..... \$204.00		

**We Trust You... Your Credit Is Good With Us!**

**CRICKETS-** We carry all sizes to meet your pet feeding requirements. CALL FOR INFO

**RAINBOW MEALWORMS**  
In California, please add 8.25% sales tax. FOB Compton.  
Packing and Handling charge on Mealworms.

126 E. Spruce St. • P.O. Box 4907  
Compton, California 90224  
(800) 777-9676 • Orders Only  
(310) 635-1494 - Inquiries



*Delta Aviculture and  
Ornithology Research  
Associates*

**Delta Aviculture and Ornithology Research Associates:** Specializing in the advancement of aviary medications and nutritional products. Dr. J.V. Mallia D.V.M. has developed and formulated a complete line of products that enhance breeding, quality, and growth of exotic birds, as well as a crystal used to determine the sex of birds with minimal stress. Delta also contributes to the avian community by offering free support to anyone that has any questions related to health, nutrition, or reproduction of birds. Please feel free to call 561-793-3350 any time, we will gladly answer any questions you may have **free of charge**.

***Products:***

**FUROXDNE, KAOLIN, PECTIN -**

For treatment of simple enteritis (diarrhea, wet vent) - 1oz \$15, 2oz \$25

**LUGOL IODINE SOLUTION-**

For the prevention of iodine deficiency. Add to drinking water daily - 2oz \$10, 4oz \$15

**IVERMECTIN, PETROLEUM BASE -**

For treatment & to combat scaly face, & scaly leg mites (for external use only) - 2oz \$20, 4oz \$30

**IVERMECTIN, PROPYLENE GLYCOL -**

Liquid wormer for budgies and cockatiels - 1oz \$15, 2oz \$25

**PREMIUM QUALITY LIQUID VITAMIN IRDN CALCIUM SUPPLEMENT -**

Add to drinking water daily - 2oz \$10, 4oz \$15

**RID-MITE 10% CARBARYL 0.9% PYRETHRUM POWDER -**

Specially prepared for cage birds and nestboxes - 4oz \$5

**VIBRAMYCIN EGG FORMULA POWDER - For Extra Eggs -**

Antibiotic-vitamin drinking water formula. Ideal to use during breeding season to reduce dead babies in the nest - 4oz \$20

**VITAMIN POWDER -**

Specially prepared for cage birds. Now with Bee Pollen, Honey Powder, Lactobacillus and healthy Spirulina - 8oz \$20

**VITAMIN B- 12 LIQUID -** Add to water - 2oz \$10

**POLYUNSATURATED FATTY ACIDS WITH VITAMINS A, D, AND E -**

For dietary Supplementation - 4oz \$15

**SPIRULINA POWDER -** Super food for birds - 3.5oz \$16

**FEEDING NEEDLES -** Assorted sizes from \$20.00

**SEXING CRYSTALS -** Used to determine sex with the least amount of stress to your birds - \$5

**All products are 100% guaranteed, or your money back.**

**To order or request more information & catalog, please send \$2.00 (refundable with first order) to:**

**Dr. J.V. Mallia, D.V.M  
13193-B Quiet Woods Rd.  
Wellington FL 33414**



## The National Finch and Softbill Society 2000/2001 Elections

The elections for next year's Board are only a few months away. A nominating Committee consisting of the Chairman, Steve Hoppin, Kerri McCoy, and Tom Rood. If you have an NFSS member you would like to nominate for a position please contact one of the committee members. *The deadline for nominations is July 31, 1999.* Contact information for any of the nominating committee is available on pages 71 and 72 of this issue of the NFSS Bulletin.

To have the most success with voter turnout for the 2000/2001 elections the nominating committee has chosen to provide the membership with a timeline for the election events. Each issue of the Bulletin from now, until the end of the year will contain information to keep the membership informed of the election process. Below is a timeline per the NFSS bylaws for the membership.

**March/April** issue of the bulletin: Announce the upcoming election and include position descriptions per the NFSS Bylaws. Include members of the nomination committee and contact information.

**May/June** issue of the bulletin: re-announce the upcoming election and include nomination committee contact information for any and all NFSS members who are interested in nominating an individual for a position up for election.

**July/August** issue of the bulletin: The election ballot (center pullout) will be included with this issue. Please take the time to vote.

**September/October** issue of the bulletin: this time period is reserved for the NFSS members to vote for the individuals they would like to hold positions in the next term.

**November/December** issue of the bulletin: announcement of election results.

All officers are elected by the membership. Members elected to hold office in the Society shall serve for a period of two years. Elections will be held every two years, with the results announced at the annual membership meeting, or as may be occasioned by death or removal of an officer. A ballot, either separate or included in the official bulletin of the Society, shall be mailed at least sixty days prior to elections. A majority of the ballots counted on the day of the annual general membership meeting shall determine the outcome of the vote. A postmark as it pertains to this paragraph may be considered an official US bulk mailing receipt.

President: The President of the Society shall preside over all Board of Directors meetings, annual membership meetings, and shall attend to the day-to-day operations of the Society. The President shall abide by the bylaws of the Society, and shall coordinate and delegate the activities of the other officers of this Society.

First Vice-President: Shall fill the position of the President in absentia. Shall be first in succession to fill the position of the President should the President be unable to fill his/her term. The First Vice-President shall coordinate the activities of, and be responsible for all Regional Vice-Presidents and will assist the Regional Vice Presidents with club affiliations as necessary. The First Vice-President shall chair the Education Committee and coordinate the educational programs of the Society.

Second Vice-President: Shall be second in line to the Presidency. The Second Vice-President shall chair the Publishing Committee.

Third Vice-President: Shall be third in line to the Presidency. He/She will be in charge of "FINCHSAVE", the captive breeding program of the Society. He/she shall participate in the FINCHSAVE Committee and guide the captains and breeders involved in the program.

Fourth Vice-President: Shall be fourth in line to the Presidency. Must be a NFSS Panel Judge as he/she shall serve as the Panel Director. The Fourth Vice-President shall also chair the Research and Standards Committee and be in charge of Specie Classifications. He/she shall also be responsible for shows or exhibitions of the Society and member points arising there from.

Membership Director: Shall be responsible for receipt and processing of new and renewal membership in the Society and for the maintenance of membership records for bulletin mailings and the use of the Board of Directors. Shall ensure that membership records are not released except as authorized by the Board of Directors.

Executive Secretary: Shall be responsible for recording the minutes of all Board of Directors meetings, special or national membership meetings that may be called from time to time and prepare and distribute the minutes to the board members. The Executive Secretary, or designated representative, will have available at each meeting the most recent issue of Robert's Rules of Order. He/She shall maintain an archive of all minutes and the Society's official documents. He/She will assist other Board members with correspondence as necessary.

Treasurer: The calendar year for the Society shall be from January 1st to December 31st. The Treasurer shall prepare and submit to the Board, at the 4th Quarter Board meeting, a budget indicating proposed income and expenditures for the upcoming year for approval by the Board. All funds, records, receipts, and expenditures for the previous year or shorter period upon relief of the Treasurer, will be reviewed by two members of the Board of Directors, not to include the current Treasurer, as appointed by the Board of Directors. The results of the review will be included with the annual budget or presented to the Board upon relief of the Treasurer. Shall be responsible for the collections and keeping of all Society funds and assessments. Shall maintain a bank account, and deposit Society funds in the account under the name the National Finch and Softbill Society with the President and the Treasurer as signatories, with one signature required. The president may not draw on the funds of NFSS in excess of \$200.00 without Board approval. All funds, with the exception of the operating funds, are to be kept in an interest bearing savings account. The Treasurer will promptly deposit all society funds and promptly pay with Society funds, kept in a checking account, all debts incurred by the Society at the direction of the Board of Directors. Society funds shall be used for the Society business only.

Leg Band Secretary: Shall be responsible for the ordering and issuance of official leg bands of the Society in accordance with the then policy of the Society. The Leg Band Secretary shall report to the President of the Society.

Liaison Officer: Shall be responsible for the interrelationships between NFSS and other national and local avicultural organizations. He/she will also assist the First Vice President and Regional Vice-Presidents with club affiliations and the Awards Manager as necessary.

Regional Vice-President: Shall be responsible for encouraging membership and club affiliation in the Society within the region in which he/she resides. There is one Regional Vice-President in each region. Regional Vice-Presidents are responsible to the first Vice-President. He/She will serve as part of the Educational Committee with the First Vice President. Regional Vice-Presidents are encouraged to hold at least one membership meeting within their region annually.

## **1998 and 1999 NFSS Article of the Year Award**

**Congratulations to Mr. John Wilson and Mr.  
Robert Clark who were chosen the 1998 NFSS  
Article of the Year Award Winners!**

**The award-winning article "Head Color  
Inheritance in Gondian Finches" ran in the  
May/June 1998 issue of the NFSS Bulletin.**

**The winners were chosen by three NFSS members. These  
three members comprised the Awards committee. Each  
member was from a different region of the US and each had  
diverse interests and experience levels in aviculture. They  
had to weigh the quality and the merit of all articles that ran  
in '98, choose only one and notify the Editor when their  
decision was made. I thank them for the time they devoted  
to this process.**

**The chosen winners received an engraved plaque  
announcing their accomplishment. Congratulations to them  
both!**

**Once again for '99 the Editor is running the Article of the  
Year Award. Perhaps this year the winner may be you?**

*Kenji*



# AFA In Brief... March 1999

Published monthly by the American Federation of Aviculture

## Regulatory Alert!!!

Washington DC - The US Department of Agriculture (USDA) is being sued by an alliance of academic, commercial and animal rights interests in an effort to force new regulation of birds under the Animal Welfare Act (AWA) adopted in 1996. USDA openly admits they have neither the manpower nor the money to implement extending AWA regulation, and indeed has expressed concern that this additional burden on limited resources could jeopardize protection afforded to other species covered under existing rules.

At issue is whether or not the Secretary of Agriculture can legally exempt birds and laboratory rats and mice in defining "animal" under AWA regulations. The rules have had this exclusion since 1972, and the Congress has amended the AWA several times since without expressing dissatisfaction over the exclusion. USDA has opened a comment period until March 29, 1999 to seek public comment on how best to proceed.

Petitioners want the exclusion eliminated entirely, USDA wants to maintain the exclusion in its present form. Other potential outcomes would be to deal separately with exclusions for birds or laboratory rats and mice. If the exclusion is dropped for birds, AWA regula-

tions could be extended to cover all birds held in captivity.

Breeders will get to absorb substantial administrative/regulatory costs through licensure or fees. Although the regulations would not be so direct as to ban bird stewardship outright, the expenses involved and requirements for humane care could be expensive enough to end private aviculture. Breeders potentially could be faced with such requirements as over-sized stainless steel cages, changing perches monthly and providing "dedicated" food storage and preparation facilities (all stainless steel counters and sinks for instance) that could be used for no other purpose - including food preparation for humans.

USDA has opened this comment period and invited response from all bird keepers, pet-owner and breeder alike. It is imperative bird keepers, whether breeder or pet-owner, let their voices be heard by responding to this invitation for public comment. AFA cannot do this alone. Comments must be submitted properly to be considered, either by electronic means or through conventional mail. Instructions from the Federal Register publication of this notice follow:

*"For comments submitted in hard copy, please send an original and three copies to:*

**Docket No. 98-106-1**

*Please state your comments refer to Docket No. 98-106-1.*

**Regulatory Analysis  
and Development**

**PPD, APHIS suite 3C03**

**4700 River Rd Unit 118**

**Riverdale, MD 20737-1238**

*Any person who wishes to submit a comment electronically must use a form located on the internet at*

<http://comments.aphis.usda.gov>

*Electronically submitted comments need only be submitted once. These comments are available for public viewing at the same internet address."*

Although AFA publications will remain on their usual schedule, other AFA projects may be suspended or delayed until this issue is resolved. For AFA to deal with this issue effectively and continue as the watchbird of aviculture, we need your support now. Consider joining if you are not already a member. Your tax-deductible contributions can be sent to the address below.

## "Promoting the Advancement of Aviculture"

AFA Membership: \_\_\_ \$36 Individual \_\_\_ \$35 Family \_\_\_ \$50 Supporting \* \_\_\_ \$100 Commercial \* \_\_\_ \$1,000 Lifetime \*  
Includes 6 issues of the *AFA Watchbird*, 12 issues of *AFA Fast Ads* (\* first class mailing), and many other benefits & privileges.

Name \_\_\_\_\_  
Address \_\_\_\_\_  
City, State, Zip \_\_\_\_\_  
Phone \_\_\_\_\_  
VISA/MC # \_\_\_\_\_ Exp Date \_\_\_\_\_

In addition to my membership, I would like to donate \$ \_\_\_\_\_ to AFA and its special projects, research, conservation, and legislative awareness. AFA is a nonprofit organization. Donations are tax deductible under IRS 501 (c)(3).

State	Club Name	Delegate	Contact #
CA	American Family Pet Expo	Sally Huntington	619-452-9423
CA	Aviary Association of Kern	Leon Harris	805-588-4511
CA	Central California Cagebird Club	Richard Pizzurro	209-579-2530
CA	Finch Society of San Diego County	Sally Huntington	619-452-9423
CA	Santa Clara Valley & Exotic Bird Club	Richard Pizzurro	209-579-2530
CA	Southcoast Finch Society	Robert O'Rear	
FL	Aviary & Cage Bird Society of South Florida	Carrie Efstathion	954-432-3349
FL	Florida West Coast Avian Society	Joy Johnson	941-966-6239
FL	Suncoast Avian Society	Stuart Sandler	Email: <a href="mailto:FLDOCSTU@aol.com">FLDOCSTU@aol.com</a>
FL	Sunshine State Cage Bird Society	Dale Laird	407-657-7989
IL	Illinois Bird Fanciers	Tom Rood	217-774-5265
IN	Indiana Bird Fanciers	Conrad Meinert	219-269-2873
IA	Mid America Cage Bird Society	Rhoda Shirley	515-243-1511
MA	Massachusetts Cage Bird Association	Kathleen Vieweg	617-730-4821
MI	Society of Canary and Finch Breeders	Patrick Vance	248-443-0643
MO	Greater Kansas City Avicultural Society	Nita Haas	816-331-5285
MO	Heart of America Hookbill and Finch Society	Moses Linn	816-523-4661
MO	Midwest Zebra and Society Finch Club	Nita Haas	816-331-5285
MO	Missouri Cage Bird Club	Rich/Rose Dickman	314-928-3444

State	Club Name	Delegate	Contact #
NC	Raleigh Durham Caged Bird Society	April Blazich	919-851-8079
OH	Toledo Bird Association	Rich Yunker	419-691-9432
PR	Organizacion Puertorriquena de Aves Exoticas	Jacky Civitarese	787-752-4433
SC	Aiken Bird Club	Don Haller	Email: <a href="mailto:donsbirds@sc.escape.net">donsbirds@sc escape.net</a>
TN	Middle Tennessee Cage Bird Club	Darlene McConnell	615-893-0690
TX	Fort Worth Bird Club	Clarence Culwell	817-220-5568
TX	Texas Bird Breeders and Fanciers Assoc.	Clarence Culwell	817-220-5568
TX	Texas Canary Club	Pierre Ata	281-448-1188
VA	Peninsula Caged Bird Society	Marian "Bea" Rogers	757-484-6001
WI	Badger Canary Fanciers	Sue Feldstein	414-965-5362
Canada	Durham Avicultural Society of Ontario	Bob Yake	905-433-3944
Canada	Essex-Kent Cage Bird Society	Alfred Mion	519-949-6398
Canada	Cage Bird Society of Hamilton	Ann Granatier (show contact)	905-333-0685

**The National Finch and Softbill Society would like to say  
thank you to:**

**Delta Kappa Gamma Society International  
and Ms. Mia Shotwell**

**for their generous donation to our Society.**





Event: Exotic Cage Bird Exhibition... Mid America Cage Bird Society  
March 28  
Des Moines, Iowa, Des Moines Botanical Center  
Contact: Nat Strickland #515-278-9159

### *APRIL*

Event: Bird Expo... Sunshine State Cage Bird Society  
April 11  
Orlando, Florida  
Delegate: Dale Laird #407-657-7989  
Email: [Dalel@magicnet.net](mailto:Dalel@magicnet.net)

Show: America's Family Pet Expo  
April 16,17 and 18  
Pomona, California, LA County Fair Grounds  
Judge: (4/17)-Paul Williams (4/18)- Hal Koontz  
Delegate: Sally Huntington [huntington-center@worldnet.att.net](mailto:huntington-center@worldnet.att.net)  
Contact: Lee or Sharyn Bolivar 310-323-4788  
Email: [TBBTOYS@ix.netcom.com](mailto:TBBTOYS@ix.netcom.com) , Doreen Meire #619-425-1713  
Donna Crossley #310-379-4788

Event: Spring Fair... Middle Tennessee Cage Bird Club  
April 17, 18 9am-5pm  
Nashville, Tennessee, Tennessee State Fair Grounds  
Delegate: Darlene McDonnell #615-893-0690  
Email: Joy Johnson [joy@hotcom.net](mailto:joy@hotcom.net)

### *MAY*

Event: 7<sup>th</sup> Annual Bird Fair... Florida West Coast Avian Society  
May 2  
Sarasota, Florida, Robarts Sports Arena Fruitvile Rd  
Delegate: Joy Johnson #941-966-6238  
Email: [joyfeathers@yahoo.com](mailto:joyfeathers@yahoo.com)

Event: Spring Bird Fair... Missouri Cage Bird Club  
May 2  
Fenton, Missouri, Stratford House  
Delegate: Rich/Rose Dickman #314-928-3444  
Email: [skdat@inlink.com](mailto:skdat@inlink.com)

Event: Spring Bird Fair... Badger Canary Fanciers

May 16

Waukesha, Wisconsin, Waukesha Expo Center

Delegate: Sue Feldstein #414-968-4514

Contact: Evon VanOrnum #920-233-4362

Email: [Devanorum@aol.com](mailto:Devanorum@aol.com)

or-Pat Holm [bpholm@webtv.net](mailto:bpholm@webtv.net)

Event: Cage Bird Carnival... Mid America Cage Bird Society

May 23

Des Moines, Iowa, Des Moines Botanical Center

Contact: Nat Strickland #515-278-9159

*JUNE*

Show: Illini Bird Fanciers

June 5

Shelbyville, Illinois, Shelby County 4-H Grounds

Judge: Steve Hoppin

Delegate: Tom Rood #217-774-5265

Email: [tjrood@bmmhct.com](mailto:tjrood@bmmhct.com)

Show/Event: Heart of America Hookbill & Finch Society

June 12: Show

Grandview, Missouri, Super 8 Motel 15201 S 71 HWY

Judge: Earl Courts

June 13: Bird Fair

Grandview, Missouri, Super 8 Motel 15201 S 71 HWY

Delegate: Moses Linn #816-523-4661

Contact: Maria Michel

*JULY*

Event: Bird Fair... Indiana Bird Fanciers

July 10

Ft. Wayne, Indiana, Allen County Fair Grounds

Contact: Conrad Meinert #219-269-2873

Email: [BirdmanofWarsaw@kconline.com](mailto:BirdmanofWarsaw@kconline.com)

## *AUGUST*

### Event: SWAP... Suncoast Avian Society

August 1  
Largo, Florida, Honeywell Minnreg Bldg  
Contact: Joseph Ventimiglia #727-392-9391  
Email: [sas-club@usa.net](mailto:sas-club@usa.net)

### Show: Midwest Zebra and Society Finch Club

August 8  
Raymore, Missouri, Super 8 Motel  
Delegate: Nita Haas #816-331-5285  
Email: [TJHaas@OasisKC.net](mailto:TJHaas@OasisKC.net)

### Show: Aviary and Cage Bird Society of South Florida

August 21 and 22  
Ft. Lauderdale, Florida, War Memorial Auditorium  
Delegate: Carrie Efstathion [carrie2@juno.com](mailto:carrie2@juno.com)  
#954-432-3349  
Contact: Melba Wilkat [al\\_n\\_melba@juno.com](mailto:al_n_melba@juno.com)  
#954-792-6017, Marcia David 954-321-9229  
Email: [Marbilld@aol.com](mailto:Marbilld@aol.com)  
Information: Two shows---Fully Air-conditioned---Vendors---Famous  
Raffle Table Partial proceeds benefit Avian Veterinarian Scholarship at  
University of Florida

### Event: Feather Fair... Mid America Cage Bird Society

August 22  
Des Moines, Iowa, Des Moines Botanical Center  
Contact: Nat Strickland #515-278-9159

## *SEPTEMBER*

### Show/Event: Toledo Bird Association

September 25 – Show  
Toledo, Ohio, Holiday Inn Toledo West  
Judge: Conrad Meinert  
September 16 – 2<sup>nd</sup> Annual Bird Fair  
Lucas County Fair Grounds Maumee, Ohio  
Delegate: Rick Yunker #419-691-9432  
Email: [OPRRLY@UOFTO1.UTOLEDO.EDU](mailto:OPRRLY@UOFTO1.UTOLEDO.EDU)

Show: Durham Avicultural Society of Ontario

September 24, 25, 26  
Pickering, Ontario Canada, Pickering Recreation Centre  
Delegate: Bob Yake #905-433-3944  
Email: [smccullough@sprint.ca](mailto:smccullough@sprint.ca)  
Contact: Alyson Afermann [alferman@ican.net](mailto:alferman@ican.net)

Event: Fall Bird Fair... Missouri Cage Bird Club

September 26  
Fenton, Missouri, Stratford House  
Delegate: Rich/Rose Dickman #314-928-3444  
Email: [skdatl@inlink.com](mailto:skdatl@inlink.com)

**OCTOBER**

Show: MidAmerica Cage Bird Society

October 2 9am-5pm  
Des Moines, Iowa, Best Western Airport Inn  
Judge: Earl Courts  
Delegate: Rhoda Shirley #515-243-1511

Show: Fort Worth Bird Club

October 2  
Colleyville, Texas, Colleyville Community Center  
Judge: Paul Williams  
Delegate: Clarence Culwell #817-220-5568  
Email: [JaniceMillican@swccl.net](mailto:JaniceMillican@swccl.net)

Show: Society of Canary and Finch Breeders

October 2 and 3  
Livonia, Michigan  
Judge: Tom Rood  
Delegate: Patrick Vance #248-443-0643

Show/Event: Middle Tennessee Cage Bird Club

October 2 and 3  
Nashville, Tennessee, Tennessee State Fair Grounds  
Judge: Clarence Culwell  
Delegate: Darlene McDonnell #615-893-0690  
Contact: Joy Johnson [joy@hotcom.net](mailto:joy@hotcom.net)

**Show: Kaytee Great American Bird Show**

Organizacion Puertorriquena de Aves Exoticas

October 2 and 3

Isla Verda, Puerto Rico, San Juan Grand Hotel

Judges: (10/2) Marion Spartzak (10/3) Daren Decoteau

Delegate: Jacky Civitarese #787-752-4433

Email: [Lix4me@aol.com](mailto:Lix4me@aol.com)

**Show: Indiana Bird Fanciers**

October 9

Ft. Wayne, Indiana, Allen County Fair Grounds

Judge: Marion Spartzak

Delegate: Conrad Meinert #219-269-2873

Email: [BirdmanofWarsaw@kconline.com](mailto:BirdmanofWarsaw@kconline.com)

**Show: Sunshine State Cage Bird Society**

October 9

Orlando, Florida

Delegate: Dale Laird #407-657-7989

Email: [dalel@magicnet.net](mailto:dalel@magicnet.net)

**Event: Bird Fair... Society of Canary and Finch Breeders**

October 10

Livonia, MI

Delegate: Patrick Vance #248-443-0643

**Show: Essex-Kent Cage Bird Society**

October 15

Windsor, Ontario, Canada Fogolar Furlan Sports Complex

Delegate: Alfred Mion #519-949-6398

**Show: Badger Canary Fanciers**

October 16

Waukesha, Wisconsin, Waukesha Expo Center

Delegate: Sue Feldstein #414-968-4514

Contact: Evon Van Ornum #920-233-4362

Email: [Devanorum@aol.com](mailto:Devanorum@aol.com)

Email: Pat Holm [bpholm@webtv.net](mailto:bpholm@webtv.net)

Show: Massachusetts Cage Bird Association

October 16  
Bellingham, Massachusetts, Bellingham High School  
Delegate: Kathy Vieweg #617-730-4821  
Email: [kathy\\_vieweg@hphc.org](mailto:kathy_vieweg@hphc.org)

Show: Suncoast Avian Society, Inc.

October 16, 17  
St. Petersburg, FL, St. Petersburg Coliseum  
Judge: Dr. Al Decoteau  
Delegate: Stuart A. Sandler Email: [FLDOCSTU@aol.com](mailto:FLDOCSTU@aol.com)  
Contact: Joe Ventimiglia #727-392-9391 Email: [sas-club@usa.net](mailto:sas-club@usa.net)

Show/Event: Greater Kansas City Avicultural Society

October 16: Show: Grandview, Missouri  
Super 8 Motel 15201 S 71 Hwy Grandview, MO  
Judge: Martha Wigmore  
Delegate: Nita Haas #816-3313-5285  
Email: [TJHaas@OasisKC.net](mailto:TJHaas@OasisKC.net)  
October 17: Bird Fair  
Super 8 Motel Grandview, MO

Show: Florida West Coast Avian Society

October 23  
Palmetto, Florida, Manatee Convention & Civic Center  
Delegate: Joy Johnson #941-966-6238,  
Email: [joyfeathers@yahoo.com](mailto:joyfeathers@yahoo.com)

**NOVEMBER**

Show: Central California Cagebird Club

November 6  
Modesto, California, Sportsmen of Stanislaus Club  
45<sup>th</sup> Annual Show  
Judge: Clayton Jones  
Delegate: Richard Pizzurro (408) 927-0734  
Contact: Ben Jones/Show Manager #209-579-2530

Show: Missouri Cage Bird Club

November 6  
Eureka, Missouri, Days Inn  
Judge: Martha Wigmore  
Delegate: Rich/Rose Dickman 314-928-3444  
Email: [skdatl@inlink.com](mailto:skdatl@inlink.com)  
Contacts: Debbie Maneka 314-831-3843, Linda Kratky 314-296-4355

Show: Texas Bird Breeders & Fanciers Association

November 6  
Temple, Texas, Mayborn Convention Center  
Judge: Charlie Anchor  
Delegate: Clarence Culwell 817-220-5568  
Email: [culwell5@flash.net](mailto:culwell5@flash.net)

Show: Finch Society of San Diego County

November 6 and 7  
Del Mar, California, Del Mar Fair Grounds,  
Judge: (11/6) Joe Krader (11/7) Miki Sparzak  
Delegate: Sally Huntington 619-452-9423  
Email: [huntington-center@worldnet.att.net](mailto:huntington-center@worldnet.att.net)

Show: 1999 National Cage Bird Show

Hosted by: The International Canary Society

November 18, 19. 10  
Buffalo, New York  
Contact: John Bernacki Email: [iberjac1@rochester.rr.com](mailto:iberjac1@rochester.rr.com)

Show: Santa Clara Valley and Exotic Bird Club

November 7,8  
Santa Clara, CA. Wilcox School  
Judge: Clarence Culwell  
Delegate: Richard Pizzurro #408-927-0734 Email: Doreen Waugh  
[Doreen123@earthlink.net](mailto:Doreen123@earthlink.net)

**DECEMBER**

Show: Aviary Association of Kern

December 4  
Bakersfield, California, Harvest Hall, Kern County Fair Grounds  
Delegate: Leon Harris 661-588-4511 Email: [LHHARRIS@aol.com](mailto:LHHARRIS@aol.com)

Show: Organizacion Puertorriquena de Aves Exoticas

December 4  
Guaynabo, Puerto Rico  
Judge: Jacky Civitarese  
Delegate: Jacky Civitarese 787-752-4433 Email: [Lix4me@aol.com](mailto:Lix4me@aol.com)

## NFSS Board of Directors 1999-2000

<p style="text-align: center;"><b>President</b></p> <p>Mr. Ron Castaner                      5000 South Dixie Hwy.                      W. Palm Beach, FL 33405                      Phone(561) 585-2750                      Fax: (561) 586-3648                      Email                      finches@bellsouth.net</p>	<p style="text-align: center;"><b>1<sup>st</sup> Vice President</b>  <b>Regional V.P's</b></p> <p>Mr. Dale Laird                      P.O. Box 2459                      Goldenrod, FL 32733-2459                      Phone/Fax (407) 657-7989                      Email dalel@magicnet.net</p>	<p style="text-align: center;"><b>2<sup>nd</sup> Vice Pres./Publications</b></p> <p>Ms. Kerri Ann McCoy                      3412 Far Hill Circle                      Birmingham, AL 35243-5015                      Phone (205) 969-9177                      Fax: (205) 972-8984                      Email:                      jmccoy@nindspring.com</p>
<p style="text-align: center;"><b>3<sup>rd</sup> Vice President</b>  <b>FinchSave/Census Mgr.</b></p> <p>Mr. Daniel Almaguer                      P.O. Box 533015                      Orlando, FL 32853-3015                      Phone (407) 894-3808                      Fax (407)-894-6400                      Email DRAFinch@aol.com</p>	<p style="text-align: center;"><b>4<sup>th</sup> Vice President</b>  <b>Judge's Pnl, Stds/ Research</b></p> <p>Mr. Stephen Hoppin                      3836 Hidden Acres Cir.                      N. Ft. Myers, FL 33903                      Phone (941) 997-2237                      Fax: (941) 997-NFSS                      Email                      n2finchs@peganet.com</p>	<p style="text-align: center;"><b>Membership Director</b>  <b>ProTem</b></p> <p>Ms. Eileen Laird                      P.O. Box 2459                      Goldenrod, FL 32733-2459                      Phone/Fax (407) 657-7989</p>
<p style="text-align: center;"><b>Executive Secretary</b></p> <p>Paul Williams                      703 Donegal Drive                      Papillion, NE 68046                      Phone (402) 592-5488                      Email                      RolTide@ix.netcom.com</p>	<p style="text-align: center;"><b>Treasurer</b></p> <p>Ms. Martha Wigmore                      18913 Boston St. NW                      Elk River, MN 55330-1155                      Phone/Fax (612) 241-0071</p>	<p style="text-align: center;"><b>Liaison Officer</b>                      Club Delegates, Show Dates</p> <p>Ms. Dianna Rubly                      1102 Allen Street                      New Cumberland, PA 17070                      Email: FinchNut@aol.com</p>
<p style="text-align: center;"><b>Band Secretary</b></p> <p>Ms. Eileen Laird                      P.O. Box 2459                      Goldenrod, FL 32733-2459                      Phone/Fax (407) 657-7989</p>	<p style="text-align: center;"><b>President Emeritus</b></p> <p>Mr. William Parlee                      631 Talcottville Rd, Apt. 4N                      Vernon, CT 06066                      Phone (860) 569-0200                      Email:                      BillHTFDCT@aol.com</p>	<p style="text-align: center;"><b>Regional Vice President</b>  <b>Region 1 – Northeast</b></p> <p>Ms. Kris Kroner                      433 Houston Road                      Ambler, PA 19002                      Phone (215) 628-4143                      Email kkroner@Erols.com</p>
<p style="text-align: center;"><b>Regional Vice President</b>  <b>Region 2 – Southeast</b></p> <p>Mr. Armando Lee                      P.O. Box 831238                      Miami, FL 33283                      Phone (305) 270-1000                      Email ajlee@bellsouth.net</p>	<p style="text-align: center;"><b>Regional Vice President</b>  <b>Region 3 – Mid-Central</b></p> <p>Mr. Tom Rood                      313 N Broadway                      Shelbyville, IL 62565                      Phone (217) 774-5265                      Email                      tjrood@bmmhnet.com</p>	<p style="text-align: center;"><b>Regional Vice President</b>  <b>Region 4 – Midwest</b></p> <p>Clarence Culwell                      250 Horseshoe Drive                      Springtown, TX 76082                      Phone (817) 220-5568</p>



<p><b>Regional VP</b> Region 5 – Mountain Jim Norman 8303 Navajo Street Denver, CO Phone: (303) 427-6260 Email: JIMSP@aol.com</p>	<p><b>Regional VP</b> Region 6 – Pacific Coast Ms. Sally Huntington 5634 Carnegie Street San Diego, CA 92122 Phone/Fax (619) 452-9423 Email huntington-center@worldnet.att.net</p>	<p><b>Regional VP</b> Region 7 – Caribbean Mr. Rich Morales Urb. Valle San Luis Via San Luis #257 Caguas, PR 00725 Phone/Fax (787) 791-4500 Email sunshine@tropicweb.net</p>
<h3>Appointed Officers</h3>		
<p><b>FinchShop Manager</b> Ms. Julie Duimstra 4201 NE 125<sup>th</sup> Place #163 Portland, OR 97230 Phone: (503) 261-8788</p>	<p><b>Website Manager</b> Mr. Marc Riva 303 Elite Court Oshawa, Ontario, L1J7V3 Canada Phone: (905) 576-1901 Fax: (905) 436-9872 Email: riva@rogers.wave.ca</p>	<p><b>NFSS Editor</b> Ms. Kerri Ann McCoy 3412 Far Hill Circle Birmingham, AL 35243 Phone (205) 969-9177 Fax (205) 972-8984 Email jmccoy@mindspring.com</p>
<p><b>Advertising &amp; Promotions Manager</b> Mr. Daniel Almaguer P.O. Box 533015 Orlando, FL 32853-3015 Phone (407) 894-3808 Fax (407)-894-6400 Email DRAFinch@aol.com</p>	<p><b>Awards Manager</b> Ms. Ginny Allen 307 Brookwood Ct. Opelika, AL 36801-3657 Phone/Fax (334) 749-7168 Email gndallen@earthlink.net</p>	<p>Note: Please phone ahead to the desired party before telefaxing. Many individuals share phone/fax lines or have to set fax software or machine to receive.</p>

## FinchSave Application



Interested in joining FinchSave? Please fill out the below preliminary information and send to the FinchSave Manager, Mr. Daniel Almaguer. Upon receipt of this form you will receive a complete information package outlining all aspects of the FinchSave Program.

Name: \_\_\_\_\_ NFSS # \_\_\_\_\_

Address: \_\_\_\_\_

City: \_\_\_\_\_ State: \_\_\_\_\_ Zip: \_\_\_\_\_

Phone: \_\_\_\_\_ Fax: \_\_\_\_\_

Email: \_\_\_\_\_

What would you like to accomplish through FinchSave? \_\_\_\_\_

\_\_\_\_\_

\_\_\_\_\_

Send this completed form to:

FinchSave Manager

Mr. Daniel Almaguer

P.O. Box 533015

Orlando, FL 32853-3015

Phone: (407) 894-3808

Fax: (407) 894-6400

Email: DRAFinch@aol.com

**Thank you for supporting aviculture's foremost  
cooperative breeding program.  
You CAN make a difference!**

## The National Finch and Softbill Society

Welcomes Finch and Softbill Breeders & Enthusiasts!

Name: \_\_\_\_\_

Address: \_\_\_\_\_

City: \_\_\_\_\_

State: \_\_\_\_\_ Zip \_\_\_\_\_

Phone Number \_\_\_\_\_ Email: \_\_\_\_\_

New Member? \_\_\_\_\_ Renew NFSS #? \_\_\_\_\_

How did you hear about us? \_\_\_\_\_

### Annual Dues:

Single: \$25  Dual: \$30\*  Junior (under 16) \$12.50

\* 2<sup>nd</sup> name for Dual Membership: \_\_\_\_\_

U.S. (& Puerto Rico) 1<sup>st</sup> class mailing add \$5.00

Canadian add \$5, Foreign add \$10 (Please send US funds.)

Canadian and foreign subscriptions mailed 1<sup>st</sup> class.

NFSS thanks you for your support!

Mail Application and  
Check Payable to NFSS:

Eileen Laird  
Membership Director  
P.O. Box 2459  
Goldenrod, FL  
32733-2459



## The National Finch and Softbill Society

### Band Order Form

Mail form and  
payment payable to

NFSS:  
Eileen Laird  
NFSS Band  
Secretary  
P.O. Box 2459  
Goldenrod, FL  
32733-2459  
(407) 657-7989

NFSS offers to members only closed traceable aluminum bands, available only in the NFSS color of the year. The bands are engraved with the initials NFS, size code, year and number. There is no choice of numbers.

All orders are recorded for permanent reference. Bands are ordered in strings of ten, all the same size. New members may order before receiving their membership number. Write "New" for membership number on the order form.

Orders processed weekly as received. Please, no mail requiring signatures. \$1.00 handling fee effective 3/1/99.

Band Size	# of Strings	Price per String	Total Amount
A		\$2.75	
B		\$2.75	
C		\$2.75	
D		\$2.75	
E		\$2.75	
G		\$2.75	
J		\$2.75	
K		\$2.75	
L		\$2.75	
M		\$2.75	
R		\$2.75	
S		\$2.75	
T		\$2.75	
<b>Postal Insurance:</b> Under \$50 - \$.85 From \$50-\$100 - \$1.80 Over \$100 - \$2.75 If you choose not to include this sum NFSS will NOT be responsible for replacement of bands lost in shipment.			<b>Subtotal:</b> _____ <b>Insurance:</b> _____ <b>Handling Fee:</b> \$1.00 <b>Total:</b> _____
Name: _____		NFSS # _____	
Address: _____			
City: _____		State: _____	
Zip: _____		Phone: _____ Email: _____	






# Leg Banding Procedure

Courtesy of  
The National Finch and Softbill Society

The important thing to remember when banding chicks is to do it over a counter or table so if the chick is dropped it doesn't fall to the floor. The age to band varies between species but is generally between 5 and 10 days. You can tell by looking at the ankle joint (the joint where the toes come together) and the size of the band. Have the bands, a toothpick (or other small blunt instrument) and some lubricant ready. Be sure you have the bands "right side up" for easier reading. The band is generally placed on the bird's right leg. Banding just before the parents go to roost in the evening will prevent them from picking at the band. By the next morning they will have forgotten about it.

Hold the chick firmly but in such a way as to not cut off its breathing and so that you don't harm it. Remember their bodies cannot tolerate compression.



Put a little bit of lubricant on the chick's foot and slide the band over the three front toes and finally over the ankle joint.



The band now should be in the proper location between the ankle and the elbow joint.

The back toe will probably have to be gently pried out from under the band with a toothpick.



Check on the chick the next few days to be sure that the band has not slipped off and that there are no scrapes or irritations on the foot or the leg.

# THE CLASSIFIEDS

**FOR SALE:** Gouldians in several colors \$100 Pr. & up. Societies \$5 each or \$20/Proven Pair Ship USPS Express Mail. Call 504-876-4956, email: trinity1@cajun.net

**FOR SALE: OPEN ALUMINUM BANDS.** anodized in the same Color and quality as the NFSS closed bands. Each band has a unique number for accurate record keeping. Size b, c, d, e. \$3.50/string of 10. 209-869-2603  
Email: Carol@birds2grow.com

**FOR SALE: FinchSave Bluefaced** parrot finches and owl finches. In fine condition and ready to breed. I ship USPS Call 209-869-2603 or e-mail Carol@birds2grow.com

**FOR SALE: FinchSave Red Headed Parrot Finches and Owl Finches** ready to go. NFSS Close banded. Rose Gianferro #941-992-6331

**FOR SALE: Gouldian Finches** galore! Normals, yellows, blues, split blues and white breasted. Parent raised. Call Kerri Pettey, Oregon #503-761-2371

**FOR SALE: FinchSave Diamond Sparrows, NFSS closebanded normals \$50/each, fawns \$65/each.** Will ship. Call Rolando 305-828-3005, Florida

## NFSS Bulletin Advertising Rates

**Display (camera ready) Ads:**  
Full page: \$50/issue, \$200/year  
Half Page: \$30/issue, \$120/year  
Qtr. Page: \$20/issue, \$80/year  
Inside Cover: \$70/issue, \$300/year  
**Website Advertising:** \$100/year for all customers, \$50/year for all inside front and back cover customers. First month trial FREE!

## Classified Advertisements

FinchSave: FREE to participants  
NFSS members: \$.25 per word, per issue including website advertising  
Non-NFSS members: \$.30 per word, per issue including website advertising

## Deadlines:

1/1, 3/1, 5/1, 7/1, 9/1, 11/1  
for next bi-monthly issue

## Send ad and payment

(Payable to NFSS) to:

Kerri McCoy

NFSS Bulletin Editor

3412 Far Hill Circle

Birmingham, AL 35243-5015

Phone: (205) 969-9177

Fax: (205) 972-8984

Email: jmccoy@mindspring.com



**NFSS Panel of Judges 1998**  
**Page 1**

<p><b>Charles Anchor</b> 630 Lake Park Drive Addison, IL 60101 630-543-3757</p>	<p><b>Stephen Hoppin</b> <b>Panel Chairman</b> 3836 Hidden Acres Circle N. Fort Myers, FL 33903 Phone: 941-997-2237 Fax: 941-997-NFSS Email: n2finchs@peganet.com</p>	<p><b>Conrad Meinert</b> 1212 E. 300 South Warsaw, IN 46580-8736 Phone: 219-269-2873 Fax: 219-269-3142 Email: BirdmanofWarsaw@kconline.com</p>
<p><b>Laura Bewley</b> 3538 S. 65 W. Avenue Tulsa, OK 74107 918-446-3999</p>	<p><b>Cecil Gunby</b> 8121 Route 1, Hwy 54 Sharpsburg, GA 30277 Phone/Fax: 770-254-1261 effective 9/12/98</p>	<p><b>William G Parlee</b> 631 4N Talcottville Rd Vernon, CT 06066 860-569-0200 Email BillHFDCT@aol.com</p>
<p><b>Harold Bowles</b> 230 College Circle Cedartown, GA 30125 Phone: 770-748-4627 Fax: 770-748-3969</p>	<p><b>Ray Johnson</b> 175 Stoneridge Way Fayetteville, GA 30214 770-461-8675</p>	<p><b>Tom Rood</b> 313 N. Broadway Shelbyville, IL 62565 217-774-5265 Email: tjrood@bmmhnet.com</p>
<p><b>Jacky Civitarese</b> A-1 Calle 1 Quintas de Country Club Carolina, P.R. 00982 787-752-4433 Fax: 787-752-4433 Email: lix4me@aol.com</p>	<p><b>Clayton Jones</b> P.O. Box 266 Soquel, CA 95073 408-728-8676</p>	<p><b>Marion Miki Spartzak</b> 517 Old North Point Rd Baltimore, MD 21224 410-282-9233</p>
<p><b>Earl Courts</b> 1807 NE Colburn Lee's Summit, MO 64063 816-524-0921</p>	<p><b>Joseph Krader</b> 29831 Weatherwood Laguna Niguel, CA 92677 714-363-9725</p>	<p><b>Patrick Vance</b> 18175 Avilla Lathrup Village, MI 48076 248-443-0643</p>
<p><b>Clarence Culwell</b> 250 Horseshoe Drive Springtown, TX 76082 817-220-5568</p>	<p><b>Hal M. Koontz</b> 2604 Auburn Ct. Bakersfield, CA 93306 Phone: 805-872-1063 Fax: 805-634-1147 Email: hkoontz@atsecure.net</p>	<p><b>Christine Voronovitch</b> 38 Liberty Street Manchester, CT 06040 860-649-8220</p>
<p><b>Dr. Al Decoteau</b> P.O. Box 369 Groton, MA 01450 603-672-4568 Fax: 603-672-3120 Email: SPBF1@aol.com</p>	<p><b>Armando Lee</b> P.O. Box 831238 Miami, FL 33283 305-270-5000 Email: ajlee@bellsouth.net</p>	<p><b>Martha Wigmore</b> 18913 Boston St. NW Elk River, MN 55330 Phone/Fax: 612-241-0071</p>

**NFSS Panel of Judges 1998**  
**Page 2**

<b>Daren Decoteau</b> 89 Pleasantview Avenue Stratford, CT 06497 203-377-2049	<b>Brian Mandarich</b> 4743 E. Hedges Avenue Fresno, CA 93703 209-255-6508	<b>Paul S. Williams</b> 703 Donegal Drive Papillion, NE 68046 402-592-5488 Email: RoITide@ix.netcom.com
<b>Dennis J. Lewis</b> 7446 Glasgow Road Brooksville, FL 34613-7466 Phone: (352) 596-3376 Email: doveart@atlantic.net	<b>Nizam Ali</b> 135-11 114 <sup>th</sup> Street South Ozone Park, NY 11420 Email: VETE5@aol.com	

## Changing your Address?

Allow NFSS be the first to greet you at your new home!

Kindly send this form to:	Club Delegates also send to:
NFSS Membership Director	NFSS Liaison Manager
Ms. Eileen Laird	Ms. Dianna Rubly
P.O. Box 2459	1102 Allen Street
Goldenrod, FL 32733-2459	New Cumberland, PA 17070

Name \_\_\_\_\_  
New Address \_\_\_\_\_  
City \_\_\_\_\_ State \_\_\_\_\_ Zip \_\_\_\_\_  
Phone: \_\_\_\_\_ Membership # \_\_\_\_\_

# FINCHSHOP

The National Finch and Softbill Society Store

ITEM	Q T Y	SIZE / STYLE	EA.	TDI..
<i>NEW NFSS T-shirt Design!</i> Ten Colorful Finches in Stalks of Grass	➔	<input type="checkbox"/> M <input type="checkbox"/> L <input type="checkbox"/> XL <input type="checkbox"/> XXL ✓Check your choice. All T-shirts are '50/'50 blend - White	\$18.00	
<i>VIDEO</i> "The Wonderful World of Finches and Softbills: An Introduction"		Members & Affiliates	\$17.00	
		Non-Members	\$22.00	
NFSS Show Cage Plans	➔	<input type="checkbox"/> #1 <input type="checkbox"/> #2 <input type="checkbox"/> #3 ✓Check your choice	\$4.00	
Set of all 3 Show Cage Plans		SAVE \$2.00 by ordering all three!	\$10.00	
NFSS Plastic Water Bottle			\$6.00	
NFSS Zebra Pin			\$6.00	
NFSS Gouldian Pin			\$6.00	
Eric Peake Lithograph <i>The Diamond Firetails</i> - Signed by the artist			\$35.00	
NFSS Name Badge (Members Only) Comes with one line of engraving <i>print name clearly!</i>		Second line of engraving, add \$1.00. For optional magnetic backing, add \$1.50	\$7.50	
Past Bulletin Issues 1994 and later issues			\$4.00	
Past Bulletin Issues 1993 and earlier issues			\$3.00	
1998 NFSS Handbook (Membership Yearbook)		Includes Annual Census & much, much more! (Jul / Aug '98 issue)	\$4.00	
NFSS Judges Handbook and Official Standards		In handsome 3-ring binder!	\$15.00	
Shipping and Handling: Orders \$10 and under add \$2.00, Orders \$10.01 and over add \$3.00     \$ _____			Total: \$	
NFSS Member# _____ Name _____ Phone: _____ Address _____ City _____ State _____ Zip _____				
Mail form and payment (check or money order made payable to NFSS) to: FINCHSHOP, Attn: Ms. Julie Duimstra 4201 NE 125 <sup>th</sup> Place #163, Portland, OR 97230				
<b>NFSS SHOW CAGE PLANS</b>				
#1 Cage--Finches up to and including Zebras, #2 Cage--Finches larger than Zebras, #3 Cage - Softbills				

# Horizon Micro-Environments

## *Bird*

*Natural Environmentally-Secure Transporters*

# **N.E.S.T.**

Designed with comfort & safety a top priority. Makes it impossible for careless handlers to block air vents, lets heat rapidly escape and prevents CO<sup>2</sup> build-up.

Over 15 times more ventilation than our nearest competitor!

**1-800-443-2498**

<http://www.negia.net/~horizon>

You don't have to be a professional aviculturist to realize viruses and diseases are lurking everywhere, and that mental & physical stresses are overwhelming.

Give your birds that needed protection, and yourself some piece of mind.

*The "all new" OMNI N.E.S.T. for 1998 is finally here!  
and we still pay the freight\* on orders over \$ 98.00.*

Call for details and our free color brochure

Background photos: *Economy N.E.S.T. and the Mini N.E.S.T.*