


The NFSS Handbook

A yearbook Issue of *The NFSS Bulletin*



NATIONAL FINCH AND SOFTBILL SOCIETY

Vol. 14, No. 4

July—August 1997



THE NATIONAL FINCH AND SOFTBILL SOCIETY

OFFICERS

President	Frank Hudson	Phone and Fax (409) 364-2868
1st Vice President Regional V.P.s	Charles Anchor	(630) 543-3757
2nd Vice President Publications	Robert Petrie	(816) 459-9800
3rd Vice President FINCHSAVE & Census	Kristine Spencer	Phone (360) 253-4572 E-mail NTERNEST@pacifier.com
4th Vice President Judges Panel, Stds & Research	Dr. Al Decoteau	Phone (603) 672-4568 Fax (603) 672-3120
Membership Director	Lynda Bakula	(314) 394-3530
Executive Secretary	Patrick Vance	(810) 443-0643
Treasurer	Miki Sparzak	Phone (410) 282-9233 Fax (410) 288-1762
Liaison Officer Club Delegates, Show Dates	Jerry McCawley	(512) 858-4136
Band Secretary	Eileen Laird	(407) 657-7989
President Emeritus	William Parlee	(203) 569-0200

APPOINTED OFFICERS

Editor	Robert Petrie 4325 NE 53rd st Kansas City, MO 64119	(816)459-9800
Promotions Manager	Jerry McCawley	(512) 858-4146
Points Manager	Dr. Al Decoteau	(603) 672-4568
FINCHSHOP Manager	Julie Duimstra	(541) 757-3117
Awards Manager	Ginny Allen	(334) 749-7168
Advertising Manager	Lynda Bakula	(314) 394-3530
Non-Board Volunteer: Census Manager	Stephen Hoppin	Phone(941) 997-2237 Fax (941) 997- NFSS

REGIONAL VICE PRESIDENTS

Region 1 - Northeast	Kris Kroner	(215) 628-4143
Region 2 - Southeast	Dale Laird	(407) 657-7989
Region 3 - Mid-Central	Tom Rood	(217) 774-5265
Region 4 - Mid-West	Clarence Culwell	(817) 220-5568
Region 5 - Mountain	Julie Kern	(303) 753-6145
Region 6 - Pacific Coast	Cathy Knight	(510) 634-5068
Region 7 - Caribbean	Rich Morales	(809) 791-4500

The NFSS Bulletin

Home Office

4325 NE 53rd St., Kansas City, MO 64119

On the World Wide Web at: <http://www2.msstate.edu/~rbh2/NFSS.html>

Publisher

The National Finch and Softbill Society

Editor: Robert Petrie

Addresses/Advertising: Lynda Bakula

Assistant Typists: Susan De Busk,

Lynda Scott, Janice Trost

Thank you to you all!!

Editorial Policy/Disclaimer

The *NFSS Bulletin* is published bi-monthly by the National Finch and Softbill Society. The following deadlines normally apply to all aspects of the *Bulletin*: 2/01, 4/01, 6/01, 8/01, 10/01, 12/01. Question? Just call!

NFSS members are encouraged to submit articles, drawings and photographs. NFSS reserves the right to edit and/or reject all editorial, photographic and advertising material submitted to *The NFSS Bulletin* for publication. Photographs, when submitted, shall become the sole property of NFSS and shall be subject to use in any and all NFSS programs. We will return them to you after use, if requested.

Affiliated clubs have permission to reprint all articles unless marked "All Rights Reserved". "All Rights Reserved" articles must have the author's written permission and all "reprinted by permission of" articles require written permission from the originating source.

Opinions expressed in articles and published in the *Bulletin* do not necessarily reflect the opinions of the Editor, NFSS or its Board of Directors.

Advertisements in the *Bulletin* are not endorsed by NFSS unless stated otherwise. NFSS assumes no responsibility for advertisers' claims or the quality of their products or services.

Copyright © 1996, The National Finch and Softbill Society.

In this issue:

The Yearbook issue has returned. In this handbook there is the 1996 annual census. It also contains the NFSS's by-laws, FinchSave's purpose and definition, a map of the various NFSS regions, NFSS's Show Champions over the years, explanation of the Apprentice Judge Program, and much more. The 1997 NFSS Show Classifications were printed in the prior issue of the *Bulletin*. May/June 1997. The cumulative index for the *Bulletin* is published in the last issue of the year. Nov/Dec issue.

Also in this issue is the Official Standards for the Cutthroat Finch and Parson Finch. The Zebra Finch standard proposal is completed and included. This proposal is lengthy and detailed, I know that the Zebra Finch standards committee worked hard and long on the proposal.

For those like myself who can never get enough avian articles we still have a couple of those in this issue. The first article is from Tim Roche, our European Finch expert, who discusses the European Bullfinch. The second article is once again from one of our regular writers. Ron Castaner, this issue he is writing about finches' molting.

**Deadline for the next issue is
September 1st 1997**

The NFSS Bulletin

Vol. 14, No. 4
July—Aug 1997

Features

- | | |
|---------------------------------------|--|
| 8 An Open Letter to the Membership | <i>Ginny Allen</i> |
| 11 The European Bullfinch | <i>Tim Roche</i> |
| 13 The Molting Finch | <i>Ron Castaner</i> |
| 16 Proposed Zebra Finch Standard | <i>Zebra Finch standards committee</i> |
| 28 Official Cut-throat Finch Standard | |
| 30 Official Parson Finch Standard | |
| 32 1996 Annual Census | <i>Stephen Hoppin</i> |
| 43 The NFSS Bylaws | |
| 51 The NFSS FINCHSAVE Program | |
| 55 Maps of the NFSS Regions | |
| 56 Founder's Award Recipients | <i>William Parlee</i> |
| 57 NFSS Exhibition Champions | |
| 60 The NFSS Apprentice Judge Program | |

Cover Credit

NFSS Logo, adopted Fall 1994
by Steve Gianferrari, Boma Springs, Florida

Departments

In This Issue	1
Changing Your Address?	9
Affiliation Agreement	61
FINCHSHOP - The NFSS Store	69
NFSS Leg Band Sizes	70
NFSS Band Order Form	71
Classified Ads	72
Membership Application	74
Membership Benefits	75
Classified Ads	76

Directories

Board of Directors - Phone numbers	<i>Inside Front Cover</i>
- Mailing Addresses	42
Affiliates, Delegates and Shows	62
NFSS Panel of Judges	<i>Inside Back Cover</i>

VOTE FOR

LYNDA BAKULA

for

TREASURER

As NFSS Membership Chairman and Advertising Manager for the last 4 years, I have enjoyed talking and visiting with new and existing members. I am an experienced breeder of small african waxbills and have participated in the Finchsave program for many years. Although I do not exhibit, I have attended many NFSS bird shows which has afforded me an opportunity to meet many of the members I have talked to on the phone.

I have greatly enjoyed my position as Membership Chairman, but feel I have more to offer NFSS. I am a professional accountant with 20 years experience as comptroller for a major heating and electrical company; in the accounting department I am supervisor to seven employees. I am wholly familiar with accounts receivable, billing, dispersment, accounting reports and computer financial programs.

In my years as a NFSS Board Member, I have seen a lack of communication between the office of Treasurer and the Board and the membership. As Treasurer I will provide accurate and timely reports for discussion and publication. I will remain accountable to other committee chairman and department managers who are responsible for NFSS's financial condition. With your vote I will be allowed to continue to serve the NFSS and its valued members.

Thank you
Lynda Bakula

NFSS News & Notes

from the Executive Secretary

The NFSS Board of Directors has unanimously approved Jacky Civitarese as a Panel Judge. Ms. Civitarese has been in the winners circle many times, including Best in Show two consecutive years at the Kaytee Great American Show. Congratulations and a very warm welcome to this fine lady.

On another note, a nominating committee has been formed to accept nominations for this year's elections. Clarence Culwell is the committee chairman. Also serving on the committee are Ginny Allen and Charlie Anchor. Their names, addresses and phone numbers are listed on page 47 of the *Bulletin*. All elected offices are up for election. Terms are for two years and start January 1, 1998.

Please contact one of the committee members if interested in running for an office or to nominate someone else. NFSS is always in need of members willing to share their time, energies and ideas to keep this vibrant society moving forward. Please consider running for an office.

from the Judges Panel

To All Potential Apprentice Judges: Our *Judges Handbook* outlines the necessities to become an apprentice judge. Here is a synopsis of the necessary steps one might take to become an apprentice.

All potential apprentices must write a letter of intent to the Panel Chairman listing a complete history including the numbers of years breeding finches and softbills, number of years as a member of NFSS, number

of years as an exhibitor of finches and softbills and a complete listing of wins in the top ten. Each show, date of show and placings must be listed.

The potential apprentice must also indicate where he or she wishes to take the test. Most generally, the test is taken at the Kaytee Great American or the National. All test will be monitored and given at a specific time. Members previously not passing the test must again submit the letter.

The Cutthroat and Parson Finch Standard proposals, published in the Nov/Dec '96 *Bulletin*, have become the final standards and are reprinted in this issue.

Notice: Show Champion Correction Patrick Vance's Cinnamon Java Rice Bird (K58 '93) should also be on the list of **Champion Birds** in 1996.

Martha Wigmore has announced she will be an inactive judge as of July 1, 1997.

Ever Dreamed of Being a writer?

Now's your chance! The position of NFSS *Bulletin* editor is open. Anyone interested should submit a resume and several copies of their written work to the 2nd Vice President, Robert Petrie. All material will be reviewed by the NFSS Board of Directors.

Questions regarding this position should be addressed to the current Editor, Robert Petrie, phone (816) 459-9800
E-mail rspetrie@juno.com

From the Editor's Desk...



Unfortunately, I happen to be one of those people that can never remember someone's name. Even though they may have just told me their name seconds ago, I typically cannot recall it, even if my life depended on it. The names of animal species, and often those bizarre scientific names, stick in my head like bird poop on a perch. But peoples names fly through one ear and out the other, like the breeze on a summer's afternoon. I have found I need to use peoples' names about a dozen times right-a-way when I first meet them, if there is going to be even the slightest chance of any mental retention.

I guess as far as famous quotes go, it's better to remember what was said more than who said it. Or maybe I'm just trying to justify my inability to remember who was quoted for saying "We walk upon the shoulder's of giants". I cannot even remember where I picked it up, but I have definitely remembered the quote itself.

"We walk upon the shoulder's of giants." What I can remember, or atleast my interpretation, of what the author was meaning by the statement was that; what we are,

know and do, comes from people who came before us.

Just this year some scientists where capable of creating a clone of a sheep. Beyond your personal view points of what was done, you must admit it was an amazing feat. The people responsible for the cloning have got to be extremely intelligent to figure out a way to do what they did. But as intelligent as they are, they could not have done it without the work of other scientist before them. If those very same people that did the cloning were setn back in time and had to work with the knowledge and tools of the time of the beginning of mankind, or even 100 or 50 years ago, they could not have accomplished that same feat. It took Gregory Mendell, the monk who "played" with peas and founded the science of genetics, and many, many others, who made large and small advances, to make it possible for those scientists to do the cloning.

As I stare at this computer, I can't help but think what a bonehead I am when it comes to computers and the fact that there are kids in high school that can work these programs so easily. But, I am also aware that they would know nothing without the things my generation learned and what the generation before us learned and those before them an so on. Albert Einstein, arguably one of the most intelligent people ever, would not have been able to make his revolutionary and world changing theories in physics if it were not for the work of Isaac Newton and many other

physicist that come before Mr. Einstein.

All of us walk upon the shoulder's of all those people that came before us, dead and still living. Practically everything you know, most of who you are, and just about everything your able to do is because of the things learned from prior people.

Just like those that came before us, we all become part of the giants that others will ride. Things we have already done in our lives have become part of those collective giants. No matter how big are small, we all have and will contribute.


I hope that everyone has enjoyed the *Bulletin* for the past year and a half that I have been the Editor. I am proud of the *Bulletin*, but most of the credit for the *Bulletins* in '96 and '97 go to those members

who contributed to it during those years and especially those that contributed to it in the past. The most notably of those contributors were the past Editors, Martha Wigmore and Brenda Geesey. I would like to think the *Bulletin* is the best it has ever been. It should be, because I'm not only able to use what I know but I was able to use what Brenda and Martha already did. In essence it is as though there were three editors for the *Bulletin* over the last 18 months, Brenda, Martha and myself. I have been riding on those giants' shoulders.

At the end of this year, NFSS will have a new Board of Directors, probably made up of some old names and some new. If you have or are considering running for an office but are a little intimidated remember you will have those Giants to walk upon.

THE ESTRILDIAN

The Estrildian is produced for the purpose of relating the most up to date information on all species belonging to the family Estrildidae both in the wild and in captivity. Within its 124 species are all of the *Waxbills*, *Parrot-finches*, *Mannikins* and *Australian finches*. The aviculturist and the scientist have much to offer each other and the ESTRILDIAN



brings together like-minded enthusiasts from around the world. The magazine is sent to 13 different countries ranging from Australia to Puerto Rico and has many leading Zoo's, Aviculturists and Researchers as both members and contributors. With well over 100 members in the U.S.A. we have now been able to reduce our overseas subscription rates.

12 months subscription is £15 Sterling : U.S.A. - \$30 personal cheque accepted

'ESTRILDID FORUM'

10, Gable Terrace, Wheatley Hill, County Durham. DH6 3JT,
ENGLAND

An Open Letter to the NFSS Membership

by *Ginny Allen*
Awards Manager

The future of NFSS will soon rest on the shoulders of the entire NFSS membership. The upcoming election of officers for the 98/99 term is extremely important and will determine the direction of the Society as it approaches the next century.

While serving as Liaison Officer (94/95), Awards Manager (94/97), and currently a member of the nominating committee, it has been my privilege to speak with many members, including potential officers, club officers, and NFSS delegates. These conversations have been revealing.

A thought-provoking letter written by Martha Wigmore and published in the May/June '97 *Bulletin* was only the "tip of the iceberg". If there seems to be dissent in NFSS, it appears because members' concerns and the goals of NFSS are not being pursued as in the past. What about the unanswered letters and non-returned phone calls? What promotional activities have we had? Where is the breeder-recognition program? What contact have we had with other avicultural groups, whether it is on a local, state, or national level? All these questions are continuously being asked by the membership and remained unanswered.

NFSS is an organization composed of caring people who share a common interest in finches and soft-bills in particular and aviculture in general. The Society values its membership very much. We are a hobbyist, not a professional, organization. Within this large organization some members keep and/or breed pet birds. Many exhibit their stock or domestic offspring to compare breeding success and promote the fancy to interested aviculturists. The devoted breeders, large and small, continue to preserve finch and softbill species in captivity for all of us to enjoy in the years ahead. Our interest and facilities may vary, but we all share the love for, and welfare of, our birds. The wealth of informative articles in the *Bulletin*, shared by members and interested parties, help us collectively to maintain our birds and reach our goals. We appreciate the time and effort the contributing members have taken to prepare those articles.

You will receive information from the Election Committee approximately Sept. 1, 1997. It will contain the slate of nominees for which each office and brief statements (Bio's) made by each incumbent or nominee regarding their qualifications and desire to hold office. The job descriptions as they appear in the *Handbook* will also be included so each NFSS member can carefully read the responsibilities, make intelligent choices, and vote for the candidate that you feel will do the best job.

Ask yourself, "Which of the persons nominated for each position will promote the Society and the welfare of finches and softbills? Are they truly interested in NFSS, your concerns, and the pursuit of the Societies goals or are they just they just interested in board status?" All board members should be actively doing something to continue with the positive progression of the Society. How often have you seen the individual's reports on their activities in the *Bulletin*? If you are aware that an incumbent has not successfully fulfilled the obligations of a current position, can you honestly elect him/her to another

term of office? You will see many new names on the slate of nominees. Be assured that the nominating committee has discussed the responsibilities of each office with the nominee. Each realizes the necessary commitment of time and expertise their office will require.

After reading the information submitted by each candidate, you will make your choices. In the last election less than 10% of the membership voted. I wonder just how many of you broad shouldered members will make the effort to vote this time?

Changing Your Address?

Let NFSS be the first to greet you at your new address! Please send this form or this information to:

Lynda Bakula
NFSS Membership Director
P.O. Box 3232

Club Delegates should also send their change of address separately to:

Jerry McCawley
NFSS Liaison Manager
111 Barton Bnd
Dripping Springs, TX 78620

Name _____

New Address _____

City _____

State _____ Zip Code _____

Requesting Your Vote
for

4th Vice-President
Steve Hoppin

- * Past President of NFSS 1994-95
- * Regional Vice-President 1989-93
- * NFSS Board member 1989-95
- * 6 years Finchsavae participant
- * 4 years Finchsavae Committee member
- * Chairman of the Diamond Sparrow Standard
- * Chairman of the NFSS Elections Committee 1989
- * Chairman of the NFSS National Census 1996-97
- * 1997 Panel Judge Test Revision Committee Chairman
- * 20 years as breeder of exhibition quality birds
- * 16 years as exhibitor of finches and softbills
- * NFSS Panel Judge since 1987
- * Judging in Canada and the United States
 - *The KT Great American Bird Show 1991 & 1996
 - *The US National Cage Bird Show 1996

As 4th Vice-President, to the positions of Judges Panel Director and Chairman of the Standards and Research Committee, I will bring my enthnsiasm and dedication for the breeding and exhibiting of finches and softbills and continue to serve NFSS with experience, devotion and integrity.

Thank you for your vote
Steve Hoppin

The European Bullfinch

(*Pyrrhula pyrrhula*)

by *Tim Roche*
Tewksbury, MA

A jet black cap and chin patch, a back of grey, black wings and tail of glossy appearance, and a conspicuous white rump in flight, and a rich rosy red breast makes the European Bullfinch the most magnificent of the European finches. Females are shaded brown, following the lines of the males color varieties and possessing the same black cap, bib, wing and tail feathers. Young birds resemble the female but lack the black cap and chin patch.

The bird is common throughout most of Europe, being particularly visible in early spring as it flits from tree to tree feeding on its favorite food, budding tree leaves. In the wild, Bullfinches are rarely found ground-feeding and prefer whenever possible to acquire their nutrition from the trees and shrubs throughout their habitat. To this end, fruit and berries play a significant part in the well being of this species. Diced sweet apple (including the pits), soaked currants and raisins, split dried figs, and raspberries will all serve the daily needs of this majestic finch.

A dried seed mixture of canary, rape, niger, linseed, and a little hemp, a long with soaked pigeon conditioner/safflower mix, completes the basic out-of-breeding season requirements.

It has not been possible to cage breed these birds but there has been excellent success in aviaries of various sizes, provided that only one pair is kept to each enclosure as they become highly territorial, with death occurring if boundaries are crossed. Reproductive conditioning should start with the introduction to the enclosure of tree prunings, containing the leaves that are just about to open. To watch these birds devour the buds is to realize why they are considered the scourge of the commercial fruit grower.

The next available food source when breeding conditioning is being attempted is the seeding dandelion head, which should be picked and offered just after the bloom has closed and the seeding head has formed. Upon its introduction much piping and "chuckling" from the male and female with their tails swaying from side to side will alert the keeper to the onset of breeding. Once this condition is attained I have generally found that nest building is undertaken quicker if certain materials are provided. Thin twigs, plenty of dried plant roots, coconut fibers and animal hair for lining will do nicely.

If in a mixed collection they should be monitored for bullying.

which soon diminishes after egg laying. Four to six blue speckled eggs take thirteen days to hatch after which dietary requirements will change somewhat with inclusion of livefood, essential for the growth of the chicks in the early stages. Mealworms and wax moth larvae are the live foods used because they are easily obtained and are accepted readily by the birds. Any other creepy, crawly which can be collected locally will also be downed. Soaked seed and a commercially prepared eggfood mix (to which some pairs take a dislike) may also be offered. The inclusion of live food is more the rule than the exception, as to try and feed without it often leads to tears.

Unfortunately at the present time, the US aviculturist will only be able to read about how captivating this particular bird is. Due to some obscure sighting, some thirty or more years ago, in the Aleutian Islands, coupled with the lobbying from this countries fruit growers. only breeders in Europe, South America, Australia, Asia and the rest of the free world can experience the delights of having this bird in their collections. Perhaps petitioning the US Fish and Wildlife Service by NFSS, AFA and other knowledgeable avian organizations and the general populous can affect a positive change to what is an American avicultural tragedy.



“the quintessential singing finch”

come join us, contact:

**Clayton Beegle, Secretary
Studio-M
Rt. 1 Box 186-B
Ridgeley, WV 26753
(304)738-1689**

Your Bird's Health

The Molting Finch

by Ron Castaner
West Palm Beach, FL

Written specially for the "Aviary and Cage Bird Society of South Florida" All Rights Reserved.

Every year, after breeding, adult finches replace their feathers. During the molt the birds' behaviors change and sexual activities, which have dominated the birds' lives during the preceding months, cease within a matter of days. The birds become silent, they hide, become sluggish, and spend most of the day resting in the corners. At the same time the reproductive system and the various hormones, which controlled the breeding, are replaced in the blood by other hormones that are involved during a molt.

The thyroid hormone in particular raises the general metabolic rate of the bird and controls the growth of the new feathers. The latter are fed from the blood stream: and the skin, which for most of the year is thin and loose now becomes thicker and firmer with new blood vessels for blood to flow through. Slowly new feathers emerge and the process of replacement continues over several weeks.

In the majority of species of birds the molt is seasonal and in most cases occurs outside the breeding season. This can only happen when there is sufficient and plenty of food to support the growth of feathers. The bird's feathers are grouped into "tracks" which for the most part run along the length of the body separated by areas of bare skin. Typically when one feather is partially grown, the next is shed and so on through the series.

The molting bird thus has patches of growing feathers at several points on the body. The advantage of such sequential replacement is that the bird is never left naked or flightless. New feathers will also grow out of season if existing ones are knocked out accidentally, but the mere breakage of feathers will not result in fresh growth.

In all finches, the first feathers to be shed when the adults start molting are the innermost primaries of the wings. The last to complete their growth are either the outermost primaries or the innermost secondaries. All other feathers, both of the wings and the body, are replaced. In the meantime the nine large primaries of the wings are molted in order from the innermost to the wing tip. When

the first few have reached full length the molt of the six secondaries begins with the outermost and spreads inward to the body. The two wings molt in phases. The twelve large tail feathers are replaced in pairs from the central pair outwards and among the body feathers. Molt begins along the center of each feather's track and spreads out.

Food Requirements During the Molt

The primary nutritional demands of molting have not been decided for any bird: however, an attempt can now be made to define these needs.

The feathers themselves consist almost exclusively of keratins, which are proteins containing very large amounts of the sulfur amino acids, cystine and methionine. It is mainly these materials that make feathers so unbelievably durable and resilient for their weight. But these two amino acids are much more concentrated in feather keratins than in any other proteins.

A lot more protein is needed by birds in a molt than one might have imagined, just to get enough of these two limiting amino acids. For a successful molt, food must be available continuously because a shortage of only one essential amino acid is enough to cause the formation on the growing feathers of "fault bars" where the rachis is pinched and the

barbs on the vein are deficient in barbules. The feathers are later liable to break at such points. So even temporary food shortages may be enough to damage the birds flight feathers for the next year.

The requirements of a molt are not set just by the needs of feather growth, but the birds lose more heat than usual at this time. Not only do they have less insulation, but warm blood flows continu-

A lot more protein is needed by birds in a molt than one might have imagined

ously through the bases of the growing feathers. Anyone who has handled birds in a heavy molt may have noticed how hot they

feel, this results mainly from the greater ease with which heat is lost from the body. To maintain a high body temperature with increased heat loss there needs to be further increase in food consumption, otherwise the bird will lose weight.

So inclosing, the most important thing to remember is to give the birds a high protein diet, keep them warm, and make sure they do not breed during the molting period. Lastly, for baby Gouldians, they need to be kept extra warm, use a red bulb for heat, and feed them a very high protein diet fortified with vitamins during their coloring out period.

I hope this article will help in caring for your birds.

Oxyfresh®

For the health and well-being of our birds!

Your purchase supports IARF, Inc. (International Avian Research Foundation, Inc.)

Dent-A-Gene - Kit makes approximately 12 1/2 gallons

- Excellent disinfecting solution for cages, food/water bowls, brooders, handfeeding tools, counters, and other hard surfaces.
- Effective against Polyomavirus.
- EPA Registration #9804-1-53647.
- Mix 2 1/2 Tablespoons (38cc) concentrate with 3/4 Teaspoons (4 grams) of citric acid crystals. Let sit for 5-10 minutes then add 1 gallon of water.

Cleansing Gele' - 12 oz and 32 oz sizes

- Loosens dried fecal material and food from cages, food/water bowls, and walls/floors.
- Use as a cleaning solution for syringes, tubes, spoons, & other utensils.
- Effective against Polyomavirus.
- Mix 1 Tablespoon per quart of water.

Mouthrinse - 16 oz and 1 gallon sizes

- Cleans and deodorizes baby bird mouths after feeding.
This helps reduce infections from the residue of food left in the mouth.
- Mix 1 to 1 with water. Wipe out mouth with Q-Tip.

Pet Gel - 4 oz size

- Aids in some cases of "feather picking".
Use 1 part gel to 4 parts water in spray bottle. Spray on affected areas.
- Aids in wound healing and with minor burns, cuts, or insect bites.
- Use full strength in surgical incisions.

EasyQUIT™ - Smokers Support System

Help yourself and your birds! This program is an all natural herbal formula that is designed to support a person that truly wants to be smoke free. The herbal capsules are taken 3 times daily for only 7 days.

Oxyfresh* has products for people and other pets too!
Nutritional, Oral Health, Skin/Hair, Pet, and Home Care

We're looking for Oxyfresh* Distributors to introduce our products to new people and areas. Please contact us if you are interested.

Paul and Diana Hugo, Oxyfresh* Independent Distributors
1-800-999-9551 Extension 645601, E-Mail: hugo@iserv.net

Proposed Zebra Finch Standard Revision

(Poephila guttata)

CONFORMATION	50 POINTS
Head and Body	30 points
Wings	10 points
Tail	10 points
CONDITION	20 POINTS
DEPARTMENT & PRESENTATION	10 POINTS
COLOR & MARKINGS	10 POINTS

CONFORMATION (50 POINTS)

Head and Body: 30 Points. The ideal Zebra Finch will measure about 4" from the tip of the beak to the end of the tail. The head should be large and proportional to the body, broad from all angles, blending into the shoulders, back and front, with a slight nip at the neck when at rest. The eyes must be round, with the lower edge of the eye just above the line where the mandibles meet. There is a noticeable brow in the ideal bird, resulting from the slight indentation of the feathering at the eye.

The crown rises up from the top of the upper mandible in a rounded arc through to the neck. The neck should be broad and expand smooth, from the neck through the tip of the tail, except in the displaying bird (see Tail below).

The sides are slightly rounded from the shoulders through the tail. The bird is full-bodied, showing good substance. The bottom line bows outward deeply, smoothly rounded, from just below the chin through to the vent, the deepest and broadest point being between the chest and the stomach. The stomach feathers of the ideal bird are just above the perch because of the roundness of the bottom line, but not because of poor position.

From the perch the legs rise slightly from the horizontal. The thigh is not exposed. The feet grip the perch properly.

Wings: 10 points. The wings should be carried evenly, and should not droop nor entirely cover the flanking. They should blend into the back smoothly with the wing tips meeting at the root of the tail. Crossed wings, overlapping one another, or drooping wings are faulted.

Tail: 10 points The line of the tail shall continue the line of the back and must not droop or be carried high. The tail may rise slightly from the back line in the displaying bird. The tail will be proportional to the body.

CONDITION (20 POINTS)

Eyes should be bright and clear. There should be an overall sheen to the Zebra's feathering, and the feather condition should be immaculate, with no soiled, frayed or missing feathers. There should be no pin feathers. All toes and nails should be present, and the beak, legs, and nails must also be immaculate, with no scaling or overgrowth.

DEPORTMENT AND PRESENTATION (10 POINTS)

Deportment: 5 points. The angle of the Zebra Finch is between 40 and 45 degrees; its stance should not appear too upright, nor too low over the perch. It should display a bright personality, yet be calm on the perch; it should be active, yet confident. The ideal Zebra will easily and often times display in the show cage.

Presentation: 5 points. A National Finch and Softbill Society standard show cage, size #2 is recommended. Perches suitable to the size of a Zebra's feet need to be used. Perches should run from the cage front to rear and be positioned far enough from the sides so as not to injure the tail when the bird moves from perch to perch. Position perches to give the judge a full lateral view of the bird. The waterer should be placed to give the judge an unobstructed view of the bird.

COLOR AND MARKINGS (20 points)

Standard Zebra Finch Markings (Both Color and Melanin)

Exceptions are noted in the Standards and Descriptions which follow.

COCK: Eyes black or near black. The beak should be coral red. Lores are white, bordered by a thin dark line from the base of the bill to nostril and a heavier line dropping below the eye (the tear marking), creating a clear and distinct 'teardrop' effect. A distinct cheek patch of color covers the cheeks and ear-coverts.

The throat and upper chest area (to the breast bar) should be thinly and evenly striped. The breast bar should be clear, distinct and even, and not less than 1/8" wide

The side flanking should be prominent and should extend from the wing's greater coverts to the upper tail coverts, and contain numerous small round, clearly defined white spots. The center of the lower rump is white. The tail should be horizontally barred with white. The feet and legs should be pale coral red.

HENS: As for the cock, minus the cheek patches, throat stripes and breast bar. The lores and flanking will show the same color as the hen's throat. The beak should be a paler shade of red.

ZEBRA FINCH COLOR STANDARDS FOR STANDARD VARIETIES

The following Zebra Finch color varieties have color Standards, presented here:

Normal Gray	Fawn
Lightback Normal Gray	Lightback Fawn
Dominant Silver	Dominate Cream
Chestnut Flanked White	White
Pied	Penguin

Descriptions of less commonly exhibited and newer varieties are offered for informational purposes in the subsequent section.

Normal Gray Cock: The head, neck, back, and wings dark gray, even throughout. The throat should be pale gray. The cheek patch should be rich dark orange. The tear marking, throat and upper chest striping, breast bar and tail bars should be jet black. The flanking should be rich reddish brown with white spots. The underparts should be white, but may have some fawn shading near the vent and thighs. **SHOW FAULTS:** uneven or patchy color; "bleeding" of the cheek patches into the ground color.

NORMAL GRAY HEN: The head, neck, back and wings, tear marking and tail bars as for the cock. The throat and breast should be mid-gray. No cheek patches, throat stripes, breast bar or flanking. Underparts should be buff. **SHOW FAULTS:** uneven or patchy color; showing cock markings.

FAWN COCK: The head, neck, back and wings a deep fawn color, even throughout. The throat should be pale grayish brown. The cheek patch should be a rich dark orange. The tear marking, throat and upper chest striping, breast bar and tail bars should be blackish brown. The flanking should be rich reddish brown with white spots. The underparts should be white, but may have some fawn shading near the vent and thighs. **SHOW FAULTS:** uneven or patchy color; "bleeding" of the cheek patches into the ground color.

FAWN HEN: The head, neck, back and wings tear marking and tail bars as for the cock. The throat and breast should be buff. No cheek patches, throat stripes, breast bar, or flanking. Underparts should be buff. **SHOW FAULTS:** uneven or patchy color; showing cock markings.

LIGHTBACK NORMAL GRAY COCK: The head, neck, back and wings light gray, even throughout. The throat should be light silvery gray. The cheek patch should be pale orange. The tear marking, throat and upper chest striping, breast bar and tail bars should be black. The flanking should be pale or reddish brown with white spots. The underparts should be white with no shading. **SHOW FAULTS:** uneven or patchy color; "bleeding" of cheek patches into the ground color.

LIGHTBACK NORMAL GRAY HEN: The head, neck, back and wings, tear marking and tail bars as for the cock. The throat and breast should be light silvery gray. No cheek patches, throat stripes, breast bar, or flanking. Underparts should be white. **SHOW FAULTS:** uneven or patchy color; showing cock markings.

LIGHTBACK FAWN COCK: The head, neck, back and wings pale fawn, even throughout. The throat should be off-white. The cheek patch should be pale orange. The tear marking, throat and upper chest striping, breast bar and tail bars should be blackish brown. The flanking should be pale reddish brown with white spots. The underparts should be white with no shading. **SHOW FAULTS**: uneven or patchy color; "bleeding" of cheek patches into the ground color.

LIGHTBACK FAWN HEN: The head, neck, back and wings, tear marking and tail bars as for the cock. The throat and breast should be off-white. No cheek patches, throat stripes, breast bar, or flanking. Underparts should be white. **SHOW FAULTS**: uneven or patchy color; showing cock markings.

DOMINANT SILVER COCK: There are various shades of Dominant Silver. The head, neck, back and wings should be from light bluish gray to pale silvery gray. There may be some patchiness to the color. The throat should be from pale silvery gray to off-white. The cheek patch should from pale orange to cream. The tear marking, throat and upper chest striping, breast bar and tail bars should be a matching shade of gray. The flanking should be pale reddish orange with white spots. The underparts should be white, but may have some silver shading near the vent and thighs. **SHOW FAULTS**: Excessively uneven or patchy color, including fawn shading in the ground color; characteristic cock markings showing no dilution, or indistinct.

DOMINANT SILVER HEN: The head, neck, back and wings, tear marking and tail bars as for the cock. The throat and breast should be from pale silvery gray to off-white. No cheek patches, throat stripes, breast bar, or flanking. Underparts should be buff. **SHOW FAULTS**: Excessively uneven or patchy color, including fawn shading in the ground color; showing cock markings.

DOMINANT CREAM COCK: There are various shades of cream. The head, neck, back and wings should be from deep cream to pale cream. The throat should be from pale cream to off-white. The cheek patch should be from pale orange to cream. The tear marking, throat and upper chest striping, breast bar and tail bars should be a matching shade of fawn. The flanking should be pale reddish orange with white spots. The underparts should be white, but may have some cream shading near the vents and thighs. **SHOW FAULTS**: Excessively uneven or patchy color; characteristic cock markings showing no dilution, or indistinct.

DOMINANT CREAM HEN: The head, neck, back and wings, tear marking and tail bars as for the cock. The throat and breast should be from pale cream to off-white. No cheek patches, throat stripes, breast

bar, or flanking. Underparts should be pale cream. **SHOW FAULTS:** excessively uneven or patchy color; showing cock markings.

CHESTNUT FLANKED WHITE COCK: The head, neck, back and wings, throat and underparts as white as possible. The cheek patches should be rich dark orange. The tear marking, throat and upper chest striping, breast bar and tail bars should be as near black as possible. The flanking should be rich reddish brown with white spots. **SHOW FAULTS:** characteristic cock markings pale; "bleeding" of cheek patches into the ground color.

CHESTNUT FLANKED WHITE HEN: As near white as possible, with no cheek patches, throat stripes, breast bar, flanking. Remaining tear marking and tail bars as near black as possible. A small amount of gray wash or very light flecking on the head is acceptable. **SHOW FAULTS:** showing cock markings.

WHITE COCK AND HEN: Color to be pure white all over. As with other varieties, hen's beak to be a paler shade of red. **SHOW FAULTS:** any colored feathering, including flecking in the shoulder and back area.

PIED COCK AND HEN: The body should be approximately 50% white and 50% color with markings as symmetrical as possible. Cock to retain all characteristic cock markings, but all markings should be broken with white. Hen should show tear markings and tail bars, but broken with white. **SHOW FAULTS:** an excessive percentage of white feathering or colored feathering (from the 50/50 mix); cocks showing complete loss of characteristic cock markings; hens showing cock markings.

Note: Pieds can be exhibited in all recognized colors, except white.

PENGUIN COCK: Head, neck, back and wings light silvery gray with flights, secondaries and coverts edged with a paler shade of gray, giving a laced appearance. Older birds may display more lacing than younger birds. The throat and underparts to be white without a trace of barring. The cheek patch should be rich dark orange. Tear marking absent. The flanking to be reddish brown with white spots. The tail should match the back color, barred with white. **SHOW FAULTS:** Any trace of breast barring or tear markings.

PENGUIN HEN: Head, neck, back and wings as for the cock. The throat, breast, flanking and underparts should be absent. **SHOW FAULTS:** any trace of cock markings or tear markings.

Note: Penguins can be exhibited in other recognized colors.

ZEBRA FINCH COLOR DESCRIPTIONS FOR NON-STANDARD VARIETIES

NON-STANDARD VARIETIES

The following Zebra Finch color mutations are less commonly exhibited and/or newer varieties. Descriptions are provided here for informational purposes. Bear in mind that new mutations and combinations are always appearing (the result of which are sometimes variable), and that the descriptive nomenclature is also evolving.

Recessive Silver	Recessive Cream
Crested	Yellow Beaked
Black Breasted	Orange Breasted
Isabel	Phaeo
Florida Fancy	Agate
Black Cheeked	Gray Cheeked
Fawn Cheeked	Blacked Faced
Black	Saddleback

RECESSIVE SILVER COCK: The head, neck, back and wings are bluish gray. The throat is silvery gray. The cheek patch is orange. The tear marking, throat and upper chest striping, breast bar and tail bars are a matching shade of gray. The flanking is reddish brown with white spots. The underparts are white.

RECESSIVE SILVER HEN: The head, neck, back and wings, tear marking and tail bars as for the cock. The throat and breast are bluish gray. No cheek patches, throat stripes, breast bar or flanking. Underparts are from pale buff to pale gray.

RECESSIVE CREAM COCK: The head, neck, back and wings are pale fawn. The throat is cream. The cheek patch is orange. The tear marking, throat and upper chest striping, breast bar and tail bars are a matching shade of pale gray. The flanking is reddish brown with white spots. The underparts are white, but may have some fawn shading near the vent and thighs.

RECESSIVE CREAM HEN: The head, neck, back and wings, tear marking and tail bars as for the cock. The throat and breast are cream. No cheek patches, throat stripes, breast bar or flanking. Underparts are cream.

CRESTED COCK AND HEN: Crested can be exhibited in all recognized colors, and are the same as any other color variety except they have a crest. We should strive for a crest that has a full circular appearance, finishing level with top of eye.

YELLOW BEAKED COCK AND HEN: Yellow Beaks can be exhibited in all recognized colors, and are the same as any other color variety except the beak should be as near yellow as possible, not orange. The legs and feet are a very pale coral red.

BLACK BREASTED NORMAL GRAY COCK: The head, back and wings are as in Normal Gray, but with feathers outlined with reddish brown. The cheek patch has no definite outline and "bleeds" onto the neck and head. It has no tear marking, but retains the black edging along the beak. It displays a lighter throat under the beak mottled with black feathering. There are no Zebra throat striping. The black Breasted's breast bar tends to be blacker and broader than the normal breast bar. The side flanks are poorly defined and are marked with white ticks or slashes of white rather than spots. The underparts are white, with some fawn shading at the vent. The upper tail feathers are normally colored but outlined in white, creating a vertically barred effect.

BLACK BREASTED HEN: The head, neck, back and wings, tear marking, beak edging and tail barring as for the cock. It may show traces of a breast bar.

Note: The Black Breasted can be exhibited in all recognized colors, although the reddish brown outlining on the head, back and wing feathers will be less evident on some mutations, such as the Black Breasted Chestnut Flanked White.

ORANGE BREASTED NORMAL GRAY COCK: Color and markings are as in Normal Gray, except that most black markings are replaced or at least partially masked by orange. Tear markings are masked by orange. The throat striping and breast bar, while mostly orange with this mutation, may show some black coloration. The breast bar will have a less precise size and shape than in the Normal Gray. Orange is mixed in with the black and white tail bars.

ORANGE BREASTED HEN: Color and markings as for a Normal Gray hen, except that the Orange Breasted hen has no visible black tear marking, no evidence of chest barring, and must have visible orange on tail barring.

Note: The Orange Breasted can be exhibited in all recognized colors. In all, orange replaces most of the black on the tear marking, throat and upper chest striping, breast bar and tail bars.

ISABEL COCK: The head, neck, back and wings from cream to off-white, with pale orange lacing to the feathers. The throat and upper chest from buff to off-white. The cheek patch is a rich dark orange. The tear marking, throat and upper chest striping, and breast bar are absent. The flanking is a rich reddish brown with white spots. The underparts are white, with some pale orange shading near the vent and thighs. Tail bars from fawn to very pale fawn.

ISABEL HEN: The head, neck, back, wings and tail bars as for the cock. Tear marking absent. The throat and breast, extend through the underparts should be very pale buff. No cheek patches, throat stripes, breast bar or flanking.

PHAEO COCK: A combination of the Isabel x Black Breasted mutations, showing the effects of both. The head, neck, back, and wings are diluted to off-white. The orange lacing to the feathers is more evident. There is no chest barring. The check patch has no definite outline and "bleeds" onto the neck and head. The side flanks change to orange and are poorly defined and are marked with white ticks or slashes of white rather than spots. The underparts are white, with some cream shading at the vent. The upper tail feathers are cream colored but outlined in white, creating a vertically barred effect.

PHAEO HEN: Hens are very similar to Isabel hens, with orange lacing to the generally off-white head, neck, back and wings. Phaeo hens also lack the tear marking. Phaeo hens can be distinguished from Isabel hens by the tail: the Phaeo's tail has orange colored vertical striping; the Isabel's shows light fawn horizontal bars.

Note: The Phaeo is often combined with other mutations. When combined with the Orange Breasted, orange throat and upper chest striping and an orange breast bar appears, making a brightly colored bird.

FLORIDA FANCY COCK: A white bird (with some faint gray lacing of feathers on back and wings) with rich orange cheek patch and rich reddish brown flanking with white spots. No tear marking, throat and upper chest striping or breast bar,

and only a faint light gray tail bars. Appears to be a combination of Penguin and Chestnut Flanked White.

FLORIDA FANCY HEN: As for the cock, with no cheek patch flanking.

AGATE COCK: The normal Agate could be described as a bird with the head color and markings of a Normal Gray, but the body and wing color of a light fawn. The Agate also appears in other mutations, such as the Fawn and Lightback.

AGATE HEN: The hens are the same color minus the cock markings.

BLACK CHEEKED COCK: The cheek patch is black. Other color and markings are normal, but with complete absence of reddish brown in the flankings, which is replaced by black.

BLACK CHEEKED HEN: As in normal hen, but will have cock type black cheek patch. The hen's cheek patch color is patchier than the cock's.

GRAY CHEEKED COCK: The Gray Cheek is similar to the normal except that the cheek patch color is overlaid with gray.

GRAY CHEEKED HEN: As in Normal hen, but will have cock type orange cheek patch overlaid with gray. The hen's cheek patch color is patchier than the cock's.

FAWN CHEEKED COCK: The Fawn Cheeked is similar to the Normal except that the cheek patch color of rich dark orange is replaced with fawn.

FAWN CHEEKED HEN: As in Normal hen, but will have cock type cheek patch color. The hen's cheek patch color is patchier than the cock's.

BLACK FACED COCK: As for Normal cock, except that the lores (the normally white feathers between the beak and cheek patch) are black, and the underparts, normally white, are mottled dark brownish black. The flanking can be from the normal rich reddish brown to dark reddish brown, with the normal white spots.

BLACK FACED HEN: As for Normal hen, except that the lores are black, and the underparts are mottled dark brownish black.

BLACK ZEBRA COCK: The nearest thing to a solid black Zebra is produced when the Black Faced, Black Breasted and the Black Cheeked are combined. The cock will have a completely black head and will be black from beak to vent (or black near the beak changing to dark brownish black on the underparts), with only a trace of white ticks or slashes in the flanking.

BLACK ZEBRA HEN: Hens are darker than normal with visual cock markings.

SADDLEBACK COCK AND HEN: A nearly all-white pied with a triangle of the normal ground color across the back, as well as some ground color on the rump.

ZEBRA FINCH COLOR DESCRIPTIONS FOR NON-STANDARDIZED VARIETIES - ADDITIONS

Two additional Zebra Finch color mutations Descriptions for review:

Lightback Silver

Lightback Cream

LIGHTBACK SILVER COCK: The head, neck, back and wings are pale silvery gray. There may be some patchiness to the color. The throat is off-white. The cheek patch is near white. The tear marking, throat and upper chest striping, breast bar and tail bars are charcoal gray. The flanking is pale orange with white spots. The underparts are white.

LIGHTBACKED SILVER HEN: The head, neck, back and wings, tear marking and tail bars as for the cock. The throat and breast are off-white. No cheek patches, throat stripes, breast bars or flanking. Underparts are white.

LIGHTBACK CREAM COCK: The head, neck, back and wings are pale cream. There may be some patchiness to the color. The throat is off-white. The cheek patch is near white. The tear marking, throat and upper chest striping, breast bar and tail bars are pale chocolate. The flanking is pale orange with white spots. The underspots are white.

LIGHTBACK CREAM HEN: The head, neck, back and wings, tear marking and tail bars as for the cock. The throat and breast are off-white. No cheek patches, throat stripes, breast bar or flanking. Underparts are white.

Ron Castaner for **NFSS President**

Leadership

Board member Aviary and Cage Bird Association of South Florida * ACBASF Show Committee * 20 Years Owner and Operator of a successful business in West Palm Beach

Contributions to Aviculture

Active member of Finchsavé and the Red Siskin Project * Numerous publications in Bird Fancier Magazine, Finch and Canary World, Bird Breeder, the NFSS Bulletin as well as other Societies' Newsletters * Contributions to the Pekin Robin and Zebra Standards * Numerous Multi-media Club presentations

Personal Accomplishments in Aviculture

Developer of an International online Web Page "Ask the Expert" devoted to the care and breeding of Finches * 25 years experience in breeding of common, rare and endangered finches * Several years as an NFSS exhibitor

As President of NFSS I will devote the time necessary to meet the high goals of this society. I believe my expertise and experience will help to shape the National Finch and Softbill Society into an even stronger avicultural organization.

THANK YOU
Ron Castaner

Official Cut-throat Finch Standard

(Amadina fasciata)

CONFORMATION	50 POINTS
Head and Body	25 points
Wings	15 points
Tail	10 points
CONDITION	20 POINTS
COLOR AND MARKINGS	20 POINTS
DEPARTMENT AND PRESENTATION	10 POINTS

The Cut-throat Finch is 4 1/2 to 5 inches long and sexually dimorphic, a sparrow-type bird, slightly larger than a spice finch and broader bodied. It has a short bill of a horny-grey color; wings long and pointed. Tail should exhibit only slight roundness on the end. The iris is brown. Legs and feet are flesh colored. The ground color is a sand or fawn but more on the pink side of these colors. Two slightly curved black bars appear on each feather.

The Cut-throat's nape, forehead and crown should be the sand or fawn color. On the mantle and back the bars may be single and take on an arrowhead shape (more pointed than curved) sometimes they are just a dot of black and the ground color in this area has a pinker tinge than on the head. On the upper tail coverts and rump the barring is broader. Wing tips are creamy white. Wing coverts are a darker greyish brown. Under wings are pinkish fawn. Central tail feathers are brownish-black with outer feathers tipped in white. Upper throat and front of face creamy-white.

THE COCKS: The cock exhibits a broad red band or "ribbon" which extends from ear to ear under the chin, the band on its lower edge is bordered by a thin black line. The male's upper breast under the band is creamy and the abdomen is chestnut. Flanks are pink-fawn with narrow black fringes forming a "scaling pattern".

THE HENS: The hen is essentially the same as the cock, but there is no band under the chin which is a creamy-fawn in color. May have only a hint of color on the belly.

There are three known subspecies:

1. *Amadina fasciata fasciata* - described above.
2. *Amadina fasciata alexanderi* - found further south of the nominate subspecies. Tends to be duller in its colors with wider black markings.
3. *Amadina fasciata meridionalis* - very similar to *alexanderi* but darker still (without being melanistic) and smaller in size.

On the edges of the territories the varieties interbreed.

The Cut-throat Finch has a tendency to become melanistic in captivity. This is a common fault on the show bench and can be corrected by adding vitamins A&D to the birds diet and a better light program.

These are self-assured birds that will defend their mates, nest, and territory. On the show bench they should portray the confident, steadiness of that attitude. Their comical display of holding their beaks open, waving their heads and raising the feathers on their heads and backs and hissing at a perceived threat gives the impression of a great protector.

Official Parson Finch Standard

(Poephila cincta)

CONFORMATION	45 POINTS
Head and Body	25 points
Wings	15 points
Tail	10 points
CONDITION	25 POINTS
COLOR AND MARKINGS	20 POINTS
STANCE	10 POINTS

CONFORMATION (45 POINTS)

(Distributed as follows)

HEAD, BODY, LEGS, AND FEET: 25 POINTS The beak, head and body should equal three inches, excluding the tail. The body should appear trim and muscular with the cobbiest points on the chest and shoulders. The chest should have a smooth curve. The body should only taper slightly in width, and less in depth to the point where the legs appear from the feathering. From the back of the legs to the tail, the body should taper more gradually but should still appear full. A small portion of the thigh will show below the body and should be of some substance. The back should leave the contour of the neck and carry a straight line to the tail. It should be slightly rounded from shoulder to shoulder and continue a decreasing contour to the tail.

The upper and lower mandible should be smooth, clean, and meet evenly and be free of imperfections. The head should have a gently rounded crown. The broadest point should be just behind the ears. Eyes should be bright and set just above the point where the mandibles meet. From all views the neck should appear broader than the head, and should increase slightly as it approaches the shoulder. The head and neck, less the beak, should equal in length. Legs should be equal, parallel, clean and free of any scaling. Missing toes or nails should be faulted. Nails should be suitable in length to assure proper grip.

TAIL: 15 POINTS the tail should be no longer than two inches. it is short but with the tips of the two central feathers sharply pointed but only a little longer than the rest of the tail.

WINGS: 10 POINTS The wings should be neat and compact and be carried very close to the body. The tips should just meet over the center of the upper tail coverts without crossing or drooping. All flight feathers and coverts must be present, smooth and clean.

CONDITION (25 POINTS)

The Parson Finch should always appear very neat and clean and be in immaculate condition at all times. The feathers, skin, and beak must be clean, smooth and lustrous. The body feathering should be very smooth and look as one big feather, meaning that all feathers should be very tight to the body. Eyes should be bright and the bird should appear alert, vital, and agile.

COLOR AND MARKINGS (20 POINTS)

Head is silvery-gray. Beak, throat patch, and a streak from the base of the beak to the eyes are black. Back is fawn and more brown on the wings. A black bar is over the rump. Under tail coverts are white and tail black. Cinnamon is on the breast and under parts. Flanks have a black patch and under the tail is white. Feet are reddish. Overall length five inches. Three inch body and two inch tail.

STANCE (10 POINTS) **(INCLUDING CAGING AND PRESENTATION)**

The Parson Finch should stand at about 40 to 45 degrees and not crouch on the perch. It should not be faulted for taking an occasional head down and rump up position, as this is a natural curiosity position. The Parson Finch should be steady and stand looking at the judge, not showing any sign of fear or nervousness. A standard finch box is highly recommended when showing the Parson Finch.

1996 Annual Census Report

Census compiled and reported by Steve Hoppin,
NFSS Census Chairman

Unfortunately, the status of avian importation continues to have a detrimental effect on NFSS breeders trying to obtain diversified bloodlines or mates for single birds for breeding. Fortunately, the Annual NFSS Census continues to be a valuable tool and beneficial service to finch and softbill breeders by providing the communication link between it's members; it has done so for the past eleven years. Through this voluntary census NFSS is able to identify and recognize the important NFSS breeders and the finch and/or softbill species being kept and/or bred in this country. Census results, published annually in the NFSS Bulletin, provide the necessary information to assist the NFSS membership make contact with other interested parties, share knowledge, and locate needed avian stock and continue with their preservation efforts.

In the '97 Jan-Feb NFSS Bulletin a voluntary census form was published requesting the Society's members to contribute. The brief form requested names and numbers of species (including mutations) being kept in captivity, type of environment/ housing, breeding results, and methods of banding young chicks. In this '96 Census seventy one generous and talented NFSS members from 26 states and Canada volunteered information. A total of two hundred and nine (209) species of various types and mutations are recorded within the next few pages. I think you will find the published and shared census results to be 'user friendly'. I will attempt to report later in the year on other statistics obtained throughout the '96 census.

Thank you to all NFSS members who volunteered their time, information and contributed to this important membership service.

I would like to extend an invitation to all NFSS members to please contact me and share their suggestions, comments and enthusiasm regarding the current method of acquiring and supplying you this type information. It is through new ideas, yours, that this census will expand and grow. You can find my name, address, phone, fax, and e-mail elsewhere in this Bulletin under the listing of Panel Judges.

An important reminder to the entire membership that over the past year many area codes have changed across the country. In addition, individuals may relocate to a different geographical location from time to time. Should this census list an incorrect phone number for any participant please contact the Membership Chairman, Lynda Bakula, and provide her with your updated information

this census list an incorrect phone number for any participant please contact the Membership Chairman, Lynda Bakula, and provide her with your updated information for the NFSS membership roster. It is the responsibility of each NFSS member to keep Membership services updated with your current address and phone.

Now, please read on... I trust you will benefit from the information provided.

KEY	LAST	FIRST	MI	PHONE
AK-2626	Skidmore	Donna	G	(907)457-3785
AL-3113	Mc Cloy	Kerri		(205) 969-9177
AZ-2954	Pearce	Tammie		(602) 962-8454
CA-1053	Pizzurro	Richard		(408) 927-0734
CA-2238	Huntington	Sally		(619) 452-9423
CA-2271	Lloyd	Gordon		(510) 656-8412
CA-2402	Burge	Dylan		(916) 345-6878
CA-3045	Roulston	Gary		
3046	Harris	Robbie		(562) 691-2473
CT-1225	Morales	Daniel		(203) 579-1468
CT-3055	Hofer	Denise		(203) 227-1418
GA-3132	Kaitschuck	Gail	K	(706) 736-0105
FL-42	Hoppin	Stephen	L	(941) 997-2237
FL-194	Hurtado	Rolando		(305) 828-3002
FL-490	Laird	Dale		
2276	Laird	Eileen		(407) 657-7989
FL-1406	Piccola	Judy		(941) 939-3680
FL-1450	Lee	Amando		(305) 270-1000
FL-1837	Bennet	Harry		(904) 720-0691
FL-1876	Almaguer	Daniel		(407)648-5927
FL-2829	Abernathy	Hazel		(904)343-8248
FL-3273	Pelletier	Debi		(561) 336-3912
FL-2544	Schott	David		(941) 922-4581
FL-2735	Martin	Phyllis	K	(813) 737-2504
IL-43	Rood	Tom		(217) 774-5265
IL-1868	Meyers	Karen		(847) 699-0442
IL-2950	Actipes	Greg		(312) 951-6990
IL-3238	Ioannou	Demos	C	(773) 338-9013
IL-3242	Rowan	Richard		(815) 756-9566
KY-3170	Mains	Wayne		(no phone listed)
MA-661	Smith	Diana		(508) 540-3214

MA-3014	Marcotrigiano	Michael	(413) 367-9579
MA-3052	Vieweg	Kathleen	(617) 739-2733
MI-441	Rue	Mary	(517) 394-1047
MI-2903	Girling	Ronald	(810) 751-8265
MI-3096	Uhe	Andrew	(616) 834-7256
MN-2985	Norman	Jim	(612) 686-0273
MO-1668	Haas	Nita	(816) 331-5285
MO-2013	Bakula	Lynda	(314) 394-3530
MO-2559	Lee	Sterling	C (314) 647-5065
MO-2882	McVeigh	Deborah	J (314) 537-8710
NC-3131	Page	Cherie	(910) 497-3349
NJ-3294	Barber	Ani	
3295	Barber	Bill	(201) 385-3393
NY-1251	La Croix	Steven	(315) 429-7395
NY-2004	Contreras	Fernando	(718) 231-6729
NY-2687	Laney	Barbara	(518) 438-4335
NY-3274	Saperstein	F.M. & Jerry	(212) 245-2211
OH-354	Clark	Janis	(419) 825-2839
OH-1675	Bryant	Harry	T (216) 748-3637
OH-2391	Baum	Larry	(513) 868-9061
OH-2570	Endsley	Larry	
2571	Endsley	Beatrice	(419) 263-2795
ON-513	Moase	Vincent	(Canada) (905) 723-1978
OR-1620	Sears	Ursula	(503) 997-3607
OR-2233	Duimstra	Julie	(541) 757-3117
OR-2379	Combs	Brenda	(503) 388-3089
OR-2599	Perkins	Shirley	(503) 659-0229
PA-1845	Reba	Gene	
1846	Goodling	Gary	(717) 545-8141
SC-795	Georgi	Laura	(864) 654-8388
TN-3024	Blacock	Kara	(615) 832-9816
TN-3047	Rouse	Tammy	(423) 992-0626
TX-1813	Tidwell	Kenneth	(713) 686-5131
TX-3138	Bray	Carla	(817) 666-4314
TX-3149	Harris	Clint	(817) 770-1986
TX-3280	Ford	Linda	(512) 758-1640
TX-3309	Pierce	Barrett	
	Pierce	Carol	(803) 376-6814
VA-2905	Black	Lynn	(703) 369-9278
VA-3293	Spielman	Jillian	(804) 520-5687
WA-2581	Spencer	Kristine	(360) 253-4572
WI-1644	Cahow	Mary	(715) 635-2978
WI-2923	Belisle	Carolyn	(608) 565-6056

1996 NFSS CENSUS REPORT

- Aurora (Crimson Wing) Waxbill WI-1644
Bamboo Parrot Finch FL-42
Bearded Barbet OH-354
Bearded (Tit) Reedling CA-3045/3046
Black Bellied Firefinch CA-3045/3046
Blue Capped Waxbill CA-1053, CA-2238, FL-42, FL-490/2276, FL-2829,
MA-3052, MO-2013, MO-2882, OH-1675, OH-2391, TN-3047,
WA-2581
Black Cheek Waxbill IL-1868
Black Crowned (Capped) Waxbill OR-2379
Black Crested Finch FL-42, FL-490/2276
Black Hooded (Red) Siskin FL-42, FL-490/2276
Black Headed Siskin FL-42
Blue Faced Parrot Finch FL-1837, FL-1876, FL-3273, OH-2570/2571,
TN-3024, TX-3138, TX-3309
Blue Faced Parrot Finch, Lutino FL-1876, TX-3309, TX-3149
Brazilian (Red Crested) Cardinal CA-2238, CA-3045/3046, OH-354
Bronze Wing Mannikin FL-2735, IL-3238, MO-1668
Button Quail TX-3138
Cherry (Plumhead) Finch FL-194, OH-1675
Cherry (Plumhead) Finch, Fawn TX-3149, OR-2233
Chestnut Breasted Mannikin NY-2004, OR-2233
Chestnut Flanked White Eye (Zosterop) OH-354, ON-513
Cinnamon Breasted Bunting FL-490/2276
Collared Warbling Finch OH-354
Cordon Bleu (Red Cheeked) Waxbill CA-2238, CA-3045/3046, CT-3055,
FL-42, FL-1837, FL-3273, IL-1868, MO-2013, NY-2687, OR-2379,
PA-1845/1846
Combassou Wydah FL-490/2276, MO-1668
Crimson Crowned (Fire Crowned) Bishop Weaver CA-3045/3046
Crimson Pileated (Red Crested Finch) FL-490/2276
Crested Mynah (Chinese Crested Mynah) MI-441
Cuban Olive Finch (Yellow Faced Grassquit) CA-2402
Cutthroat (Ribbon) Finch GA-3132
Cuban Melodious Finch (Cuban Grassquit) FL-194, FL-1450
Diamond Dove AK-2646, CA-2402, IL-3242, MA-661, NJ-3294/3295,
NY-1251

- Diamond Sparrow (Firetail) CA-2238, CA-2402, FL-490/2276, FL-1450,
TX-1813, TX-3149, OR-2233
- Diamond Sparrow (Firetail), Fawn FL-1450, TX-1813, TX-3149, OR-2233
- Diamond Sparrow (Firetail), Yellow Rump TX-1813, OR-2233
- Dybowski Twinspot NY-2687, OR-2233
- European Goldfinch CA-3045/3046, NJ-3294/3295
- Fire Finch CA-2238, MI-2903
- Fischers (Straw tailed) Wydah CA-3045/3046
- Gold Breasted Waxbill AK-2646, CA-2238, CA-3045/3046, FL-42,
IL-1868, MA-3052, NY-1251, NY-2687, PA-1845/1846, WI-1644
- Gold Breasted Bunting NY-1251
- Golden Song Sparrow CA-3045/3046
- Gouldian CA-2238, CA-2271, IL-2950, MI-2903, MO-1668, OR-1620
- Gouldian, Normal AL-3113, FL-42, FL-194, FL-1450, IL-3242, MA-3014,
MA-3052, MO-2882, ON-513, TX-3309, WA-2581
- Gouldian, Black Head AZ-2954, AK-2646, CT-3055, FL-42, FL-1406,
FL-1837, FL-3273, GA-3132, NY-1251, NY-2004, OH-1675,
OH-2391, OH-2570/2571, OR-2599, PA-1845/1846, TX-3138,
TX-3149, WI-2923
- Gouldian, Orange Head FL-42, FL-1837, FL-3273, GA-3132, MA-3014,
NY-1251, NY-2004, OH-2570/2571, OR-2599, TX-3138, WI-2923
- Gouldian, Red Head AZ-2954, AK-2646, CA-2238, CT-3055, FL-42,
FL-1406, FL-2829, FL-3273, GA-3132, KY-3170, NY-1251,
NY-2004, OH-1675, OH-2391, OH-2570/2571, OR-2599,
PA-1845/1846, TX-1813, TX-3138, TX-3149, VA-2905,
WA-2581, WI-2923
- Gouldian, Red Head/Lavendar Breast TX-1813
- Gouldian, White Breast FL-194, MA-3014
- Gouldian, Black Head/White Breast FL-42, FL-1406, FL-3273, OH-1675,
OH-2391, OH-2570/2571, OR-2599, PA-1845/1846, TX-1813,
WA-2581
- Gouldian, Orange Head/White Breast AZ-2954, FL-42, FL-1406, FL-3273,
OH-2570/2571, OR-2599, WI-2923
- Gouldian, Red Head/White Breast FL-42, FL-1406, FL-1837, FL-3273,
KY-3170, NY-2004, OH-1675, OH-2391, OH-2570/2571,
OR-2599, PA-1845/1846, WA-2581
- Gouldian, Yellow Body AL-3113, FL-194, FL-1406, FL-1450, FL-3273,
MA-3014, NY-1251, OH-1675, TX-3138, TX-3309
- Gouldian, Black Head/Purple Breast/ Yellow Body CT-3055, OH-2391
- Gouldian, Black Head/White Breast/ Yellow Body CT-3055, FL-1837
- Gouldian, Orange Head/Purple Breast/Yellow Body CT-3055,
OH-2570/2571
- Gouldian, Orange Head/White Breast/Yellow Body OH-2391, FL-42

- Gouldian, Red Head/Lilac Breast/Yellow Body FL-42
Gouldian, Red Head/Purple Breast/Yellow Body CT-3055, NY-2004,
OH-2570/2571, OR-2599, OH-3170
Gouldian, Red Head/White Breast/Yellow Body FL-490/2276, FL-1406,
FL-1837, OH-2391, OH-2570/2571
Gouldian, Blue Body FL-194, FL-1450, FL-3273, MA-3014, ON-513,
TX-3309
Gouldian, Black Head/ Liliac Breast/Blue Body OH-2391
Gouldian, Black Head/Purple Breast/Blue Body OH-2391, OH-2570/2571,
OR-2599, WA-2581
Gouldian, Black Head/White Breast/Blue Body CT-3055, FL-1837,
OH-2570/2571, PA-1845/1846, WA-2581
Gouldian, Red Head/Purple Breast/Blue Body CT-3055, FL-490/2276,
OH-2391, OR-2599, TX-1813, WA-2581
Gouldian, Red Head/White Breast/Blue Body FL-490/2276, WA-2581
Gouldian, Silver Body OR-2599
Gouldian, Black Head/White Breast/ Silver Body OH-2391
Gouldian, Orange Head/White Breast/Silver Body FL-1837
Gouldian, White Body OH-2570/2571, TX-1813
Gouldian, Dilute CT-3055, FL-1406, FL-3273, TX-3149, TX-3309
Gouldian, Black Head/Dilute OH-2570/2571, MN-2985
Gouldian, Orange Head/Dilute CT-3055, FL-1837, OH-2570/2571
Gouldian, Red Head/Dilute CT-3055, KY-3170, OH-2391, OH-2570/2571
Gouldian, Orange Head/White Breast/ Dilute OH-2391
Gouldian, Red Head/Lavendar Breast TX-1813
Gray Singing Finch CA-3045/3046, OR-1620
Green Backed Twinspot IL-1868
Green Glossy Starling FL-490/2276
Green Singing Finch AK-2646, CA-3045/3046, FL-1837, FL-2544,
FL-2829, GA-3132, MO-2013, NY-3274, OR-1620, PA-1845/1846,
SC-795, TN-3047, WI-2923
Grey Plaintain-Eater OH-354
Jacarini (Blue Black Grassquit) CA-3045/3046
Jamesons Firefinch CA-3045/3046, ON-513
Java Sparrow (Rice Bird) FL-490/2276, FL-2829, FL-3273, MI-441,
MO-1668, OR-1620
Java Sparrow (Rice Bird), Pied FL-490/2276
Java Sparrow (Rice Bird), White FL-3273
Lavender Waxbill FL-490/2276, MO-2013, OR-2379
Lilac Breasted Roller OH-354
Magpie (Giant) Mannikin CA-3045/3046
Masked (Hex) Grass Finch OH-1675, OH-2570/2571, ON-513
Melba Waxbill (Green Winged Pytilia) FL-1876

- Moluccan (Munia) Mannikin CA-3045/3046, OR-2233
Napolean Weaver CA-3045/3046, FL-1876
Orange Cheek Waxbill AK-2646, CA-2238, CA-3045/3046, FL-42,
FL-490/2276, FL-1837, FL-2735, NJ-3294/3295, OR-2379,
PA-1845/1846, TN-3024, NY-2687
Orange Bishop (Red) Weaver FL-490/2276, FL-1876, FL-2735, GA-3132,
NY-1251, TX-3280
Orange Wing Pytilia CA-3045/3046
Owl (Bicheno) Finch AL-3113, CA-2238, CA-2402, FL-194, FL-1837,
FL-1876, GA-3132, KY-3170, MA-3052, MO-2882, NY-2004,
OH-1675, OH-2391, OH-2571/2570, ON-513, OR-2599,
PA-1845/1846, TN-3024, TX-1813, TX-2271, TX-3138, TX-3149,
TX-3309, VA-2905, WA-2581
Owl (Bicheno) Finch, Black Rump AL-3113, WA-2581
Pagoda (Black Capped) Mynah FL-490/2276
Painted Finch CA-1053
Pale Headed (Nun) Munia OR-2233
Paradise Wydah CA-3045/3046, FL-42, FL-490/2276
Parson (Black Throated) Finch CA-1053, FL-1450, MA-661, NY-2004,
TX-3149
Parson, Cream CA-1053
Pearl (Grey) Headed (Silverbill/Mannikin) Amadine CA-2238, FL-490/2276,
OR-2233, WI-1644
Pekin Robin (Nightingale) AK-2646, CA-2238, CT-3055, NJ-3294/3295,
OH-354, ON-513, WI-2923
Persa Touraco FL-490/2276
Peters Twinspot CA-3045/3046, FL-490/2276, FL-1837, NY-2687,
OR-2233
Pictorella (Mannikin) Finch FL-42, OR-2233
Pintailed Wydah CA-3045/3046, FL-2735, GA-3132
Purple Grenadier CA-3045/3046, FL-42, FL-194, MN-2985
Queen Wydah FL-490/2276
Red Crested Touraco FL-490/2276
Red Ear (Black Rumped) Waxhill AK-2646, CA-3045/3046, FL-490/2276,
MO-2013, PA-1845/1846
Red Faced (Niassa) Crimson Wing FL-42
Red Headed Finch CA-2238, CA-3045/3046, FL-42
Red Headed Parrot Finch CA-1053, CA-2238, CA-2402, CT-3055, FL-42,
FL-194, FL-490/2276, FL-1450, FL-1837, FL-1876, FL-2829,
KY-3170, MA-3052, MI-2903, OH-1675, OR-2599, TX-3149
Red Headed Parrot Finch, Pied FL-490/2276
Red Headed Parrot Finch, Sea Green FL-42
Ringneck (Barbary) Dove NJ-3294/3295

- Rosey Rumped Waxbills NY-2687
Rufous Back (Blue Billed) Mannikin CA-3045/3046, MA-661
Saffron Finch CA-3045/3046
Senegal (Red billed) Firefinch CA-3045/3046, FL-42, FL-490/2276,
GA-3132, MO-2013, PA/1845/1846
Shaftail AL-3113, CA-1053, CA-2271, FL-490/2276, FL-1450, MA-661,
OH-1675, OH-2391, PA-1845/1846, TX-3138, TX-3149
Shaftail, Cream FL-490/2276, OH-2391
Shaftail, Fawn CA-1053, FL-1450, TX-3138, TX-3309
Shaftail, White AL-3113, CA-1053, TX-3138, TX-3149
Shama Thrush ON-513
Silverbill, African CA-2402, KY-3170, SC-795
Silverbill, Indian CA-2402, OR-2233, PA-1845/1846
Silver-eared Mesia OH-354
Society Finch AL-3113, AK-2646, CA-2271, CA-3045/3046, CT-3055,
FL-490/2276, FL-1406, FL-2829, IL-3238, MA-3052, MI-2903,
MO-1668, NY-1251, ON-513, OR-1620, TN-3024, TX-3138,
TX-3280, TX-3309, WI-2923
Society Finch, Chestnut & White MA-661, MO-2559, OR-2233,
PA-1845/1846, WA-2581
Society Finch, Chestnut & White/Dilute MO-2559
Society Finch, Self Chestnut FL-42, MA-3014, WA-2581
Society Finch, Chocolate & White KY-3170, OH-2570/2571, OR-2233,
MA-661, MO-2559, NY-2004, OH-2391,
PA-1845/1846, TX-1813, WA-2581
Society Finch, Dilute Chocolate & White WA-2581
Society Finch, Chocolate & White/Crested MA-2661
Society Finch, Self Chocolate CA-1053, FL-42, FL-1406, MA-3014,
MN-2985, OH-2570/2571, PA-1845, 1846, VA-2905, WA-2581
Society Finch, Dilute Self Chocolate WA-2581
Society Finch, Fawn FL-1406, IL-3242, KY-3170
Society Finch, Fawn & White MA-3014, MO-2559, NY-2004, OH-2391,
OH-2570/2571, OR-2233, PA-1845/1846, WA-2581
Society Finch, Fawn & White/Dilute FL-42, MO-2559, OR-2233
Society Finch, Self Fawn FL-42, MA-3014, MN-2985, PA-1845/1846,
WA-2581
Society Finch, Self White CA-2238, MA-3014, OR-2233
Society Finch, Crested KY-3170, VA-2905, VA-3293
Society Finch, Chestnut & White Crested WA-2581
Society Finch, Self Chestnut Crested OR-2233, WA-2581
Society Finch, Chocolate & White Crested WA-2581
Society Finch, Dilute Chocolate & White Crested WA-2581
Society Finch, Self Chocolate Crested WA-2581

- Society Finch, Fawn & White Crested PA-1845/1846, WA-2581
 Society Finch, Fawn & White Dilute Crested PA-1845/1846
 Society Finch, Self Fawn Crested WA-2581
 Society Finch, Self Chocolate Crested PA-1845/1846
 Society Finch, Tri-color MA-661
 Spice (Nutmeg) Finch AK-2646, CA-2402, FL-2735, GA-3132
 Star Finch CA-2402, FL-42, FL-490/2276, FL-1837, IL-3238, MI-2903,
 NY-1251, NY-2004, OH-1675, OR-2379, TX-3138, TX-3149
 Star Finch, Yellow Face CA-2402, CT-3055, FL-42, FL-1837, NY-1251
 St. Helena (Common) Waxbill CA 3045/3046, FL-42, FL-490/2276,
 FL-1837
 Strawberry Waxbill (Red Avadavat) AK-2646, CA-1053, CT-3055,
 FL-490/2276, FL-3273, IL-1868, MI-2903, MI-3096, ON-513,
 OR-2379, SC-795, TX-3309, WI-1644
 Streaky Seedeater CA-3045/3046
 Superb (Spreo) Starling FL-490/2276
 Sydney (Red Browed) Waxbill ON-513
 Timor Sparrow CA-3045/3046
 Tri-colored Nun FL-490/2276, KY-3170, OR-2233
 Tri-coloured (Blue Breasted) Parrot Finch CA-1053, FL-1876
 Troupial FL-490/2276
 Violet Eared Waxbill NY-2004
 White Backed (Striated) Munia CA-2402
 White Hooded Nun FL-490/2276, GA-3132,
 White Eye (Oriental White Eye/Zosterop) FL-490/2276, Oh-354
 Yellow Eyed Canary CA-3045/3046
 Yellow Rumped Serin CA-3045/3046, FL-490/2276, OR-1620
 Yellow Throated Bunting CA-3045/3046
 Zehra Finch, Grey (Normal) AL-3113, FL-1450, FL-2829, FL-3273,
 IL-3238, MA-661, MA-3052, MI-2903, MN-2985, NC-3131,
 OR-1620, OR-2233, PA-1845/1846, TX-3138, TX-3280, VA-3293,
 WA-2581
 Zebra Finch, Orange Breasted Grey WA-2581, OR-2233
 Zebra Finch, Orange Breast Black Breast Grey WA-2581
 Zebra Finch, Black Breasted CT-1225, MA-661, MA-3052, WA-2581
 Zebra Finch, Black Breasted Lightback CT-1225
 Zebra Finch, Black Cheeked CA-3045/3046, MN-2985, WA-2581
 Zebra Finch, Black Faced MN-2985
 Zebra Finch, Cream CA-3045/3046, MA-661
 Zehra Finch, Cream Lightback MN-2985
 Zebra Finch, Chestnut Flanked White CT-1225, FL-2829, MA-661,
 MA-3052, NC-3131, OR-2233, VA-3293, WA-2581
 Zehra Finch, Orange Breasted Chestnut Flanked White WA-2581

- Zebra Finch, Crested MA-661, WA-2581
- Zebra Finch, Fawn CT-1225, IL-3242, MA-661, MA-3052, NC-3131,
WA-2581
- Zebra Finch, Black Breasted Fawn WA-2581
- Zebra Finch, Orange Breasted Fawn WA-2581
- Zebra Finch, Orange Breast Black Breast Fawn WA-2581
- Zebra Finch, Fawn Cheeked WA-2581
- Zebra Finch, Grey Cheeked WA-2581
- Zebra Finch, Florida Fancy MA-661, WA-2581
- Zebra Finch, Isabel MN-2985
- Zebra Finch, Penguin MA-661, WA-2581
- Zebra Finch, Penguin, Crest VA-3293
- Zebra Finch, Penguin Fawn, WA-2581
- Zebra Finch, Phaeo CT-1225, WA-2581
- Zebra Finch, Pied AL-3113, KY-3170, WA-2581
- Zebra Finch, Silver CA-3045/3046, MA-661, MA-3052, NC-3131
- Zebra Finch, Silver - Recessive OR-2233
- Zebra Finch, Silver Lightback MN-2985
- Zebra Finch, Silver - Pastel OR-2233
- Zebra Finch, White FL-3273, KY-3170, NC-3131, PA-1845/1846,
TX-3309, VA-3293
- Zebra Finch/English CA-2238, MO-1668, ON-513, WA-2581
- Zebra Finch/English, Chestnut Flanked White AL-3113, CA-2238,
FL-490/2276, ON-513, PA-1845/1846
- Zebra Finch/English, Orange Breasted Chestnut Flanked White CA-2238
- Zebra Finch/English, Cream IL-43
- Zebra Finch/English, Cream - Dominant AL-3113
- Zebra Finch/English, Grey (Normal) CA-2238, IL-43, IL-3242
- Zebra Finch/English, Orange Breasted Grey CA-2238
- Zebra Finch/English, Fawn AL-3113, IL-43, PA-1845/1846
- Zebra Finch/English, Black Breasted Fawn AL-3113
- Zebra Finch/English, Florida Fancy AL-3113
- Zebra Finch/English, Pied AL-3113
- Zebra Finch/English, Silver CA-2238, IL-43
- Zebra Finch/English, Silver - Dominant AL-3113, WA-2581

NFSS Board of Directors 1996-97

Frank Hudson
President

P.O. Box 328
Calvert, TX 77837
(409) 364-2868
Phone & Fax

Charles Anchor
1st Vice President
Regional V.P.'s
630 Lake Park Dr
Addison, IL 60101
(630) 543-3757

Robert Petrie
2nd Vice President
Publications
Editor
4325 NE 53rd St.
Kansas City, MO 64119
(816) 459-9800

Kristine Spencer
3rd Vice President
FINCHSAVE Manager
16420 MilGilvray
Suite 103-210
Vancouver, WA 98683
(360) 253-4572
E-mail- NTERNEST
@pacifier.com

Dr. Al Decoteau
4th Vice President
Judges Panel
Standards & Research
Points Manager
P.O. Box 369
Groton, MA 01450
Phone (603) 672-4568
Fax (603) 672-3120

Lynda Bakula
Membership Director
Advertising Manager
P.O. Box 3232
Ballwin, MO 63022
(314) 394-3530

Eileen Laird

Band Secretary
1166 Village Forest Place
Winter Park, FL 32792
(407) 657-7989
Phone & Fax

Patrick Vance
Executive Secretary
18175 Avilla
Lathrup Village, MI
48076
(810) 443-0643

Marion (Miki) Spzarak
Treasurer
517 Old North Point Rd.
Baltimore, MD 21224
(410) 282-9233
Phone & Fax

Jerry McCawley
Liaison Manager
Club Delegates
Show Dates
Awards Manager
111 Barton Bnd
Dripping Springs, TX
78620
(512) 858-4136

Jerry McCawley
Promotions Manager
111 Barton Bnd
Dripping Springs, TX
78620
(512) 858-4136
Phone & Fax

Julie Duimstra
FINCHSHOP Manager
4400 NW Walnut Blvd
#68 Corvallis, OR 97330
(541) 757-3117

William Parlee
President Emeritus
631 4N Talcottville Rd.
Vernon, CT 06066
(203) 569-0200

Kris Kroner

Regional Vice President
Region 1 - Northeast
433 Houston Rd.
Ambler, PA 19002
(215) 628-4143

Dale Laird
Regional Vice President
Region 2 - Southeast
1166 Village Forest Place
Winter Park, FL 32792
(407) 657-7989
Phone & Fax

Tom Rood
Regional Vice President
Region 3 - Mid-Central
and Foreign
313 N. Broadway
Shelbyville, IL 62565
(217) 774-5265

Clarence Culwell
Regional Vice President
Region 4 - Mid-West
250 Horseshoe Dr.
Springtown, TX 76082
(817) 220-5568

Julie Kern
Regional Vice President
Region 5 - Mountain
2749 S. Lafayette Circle
Denver, CO 80210
(303) 753-6145

Cathy Knight
Regional Vice President
Region 6 - Pacific Coast
P.O. Box 188
Byron, CA 94514
(510) 634-5068

Rich Morales
Regional Vice President
Region 7 - Caribbean
Villa Marina Calle 4 F-11
Carolina, Puerto Rico
00982
(809) 791-4500

NATIONAL FINCH AND SOFTBILL SOCIETY BYLAWS

Adopted by the Board of Directors on Sunday, March 15, 1987, amended February 1994, and replaces those adopted on November 10, 1983 and September 8, 1985.

These bylaws have been adopted by at least a two-thirds majority of those members responding to a ballot acceptance as published in the official *Bulletin* of the Society. These bylaws are on file with the Secretary of State's office in Hartford, Connecticut.

ARTICLE 1 - NAME OF THE ORGANIZATION

This organization shall be known as the National Finch and Softbill Society, Inc. It shall also be known in a more casual manner as "NFSS".

ARTICLE 2 - STATUS

The National Finch and Softbill Society, Inc. is a nonprofit organization incorporated under the laws of the State of Connecticut. All necessary data is on file at the Secretary of State's office, Arch Street, Hartford, Connecticut 06105.

ARTICLE 3 - HOME OFFICE

The principal office of the Society shall be 18913 Boston St. NW, Elk River, Minnesota, or other address as the Board of Directors may from time to time select.

ARTICLE 4 - PURPOSE OF THE SOCIETY

Recognizing a lack of organization amongst exhibitors and breeders of Finches and Softbilled birds, and in view of the increased interest in them, we propose to: encourage breeding programs, enhance the knowledge of our members in keeping and care of these birds, cooperate with organizations for the preservation of aviculture in this country, and introduce the enjoyment of keeping and breeding Finches and Softbills to all interested parties.

ARTICLE 5 - CALENDAR YEAR

The calendar year of this Society shall be January 1 through December 31.

ARTICLE 6 - OFFICERS

PARAGRAPH ONE

President: The President of the Society shall preside over all Board of Directors meetings of this Society. The President shall also preside at the National annual meeting. The President shall attend to the day-to-day operations of the Society, shall abide by the bylaws of the Society, and shall coordinate and delegate the activities of the other officers of this Society.

PARAGRAPH TWO

First Vice-President: Shall fill the position of the President in absentia. Shall be first in succession to fill the position of the President should the President be unable to fill his term. The First Vice-President shall coordinate the activities of, and be responsible for all Regional Vice-Presidents.

PARAGRAPH THREE

Second Vice-President: Shall be second in line to the Presidency and first in line to succeed the First Vice-President. The Second Vice-President shall chair the Education Committee and coordinate the educational programs of the Society. The Second Vice-President shall also chair the Publishing Committee as well as sit on all Committees of the Society.

PARAGRAPH FOUR

The Third Vice-President: Shall be in charge of "FINCHSAVE" the captive breeding program of the Society. He shall participate in the committee and guide the captains and breeders involved in the program.

PARAGRAPH FIVE

The Fourth Vice-President: Must be a NFS Panel Judge as he shall serve as the Panel Director. The Fourth Vice-President shall also chair the Research and Standards Committee and be in charge of Specie Classifications. He shall also be responsible for shows or exhibitions of the Society and member points arising therefrom.

PARAGRAPH SIX

Corresponding Secretary: Shall be responsible for all correspondence of the Society. The Corresponding Secretary shall also serve as the Membership Chairman for the Society.

PARAGRAPH SEVEN

Recording Secretary: Shall be responsible for the minutes of all Board of Directors meetings of the Society. Will further direct the recording of all minutes of special or national membership meetings that may be called from time

to time. Will present to the President or Bulletin Editor a copy of all meeting minutes of this Society.

PARAGRAPH EIGHT

Treasurer: Shall be responsible for the collection and keeping of all Society funds and assessments. Shall maintain a bank account, and deposit Society funds in the account under the name the National Finch and Softbill Society, Inc.. All funds, with the exception of the operating funds, are to be kept in a savings account. The Treasurer will pay with Society funds, kept in a checking account, all debts incurred by the Society at the directions of the Board of Directors. Society funds shall be used for the Society business only.

PARAGRAPH NINE

Leg Band Secretary: Shall be responsible for the ordering and issuance of official leg bands of the Society in accordance with the then policy of the Society. The Leg Band Secretary shall report to the Treasurer of the Society.

PARAGRAPH TEN

Chief Liaison Officer: Shall be responsible for the interrelationships between "NFS" and other national and local avicultural organizations. He will also assist Regional Vice-Presidents with club affiliations. The office of Liaison is an appointed office by the Board of Directors.

PARAGRAPH ELEVEN

Regional Vice-President: Shall be responsible for encouraging membership and club affiliation in the National Finch and Softbill Society within a given region. Regional Vice-Presidents are responsible to the First Vice-President. Regional Vice-Presidents are to encourage at least one membership meeting within their regions annually.

ARTICLE 7 - BOARD OF DIRECTORS

PARAGRAPH ONE

The Board of Directors shall consist of all elected and appointed officers of the Society. The Board may at its pleasure ask a past Director to serve a term of one year only, on the present Board for the purpose of a smooth and orderly transition of Society business.

PARAGRAPH TWO

All matters of business of the Society shall be conducted by the Board of Directors on a quarterly basis, on the first Sunday of each quarter, or at an alternative time, occasioned by a National Holiday or other necessity. Emergency meetings may be held at any time deemed necessary by at least four

Board members. The Fall Board Meeting shall be held in conjunction with the National Show of the Society. The Winter and Spring and Summer meetings may be held at a location as designated by the Board.

PARAGRAPH THREE

Any elected or appointed officer of the Society found by the Board to be injurious to the Society, may be removed from office by a two thirds vote of all Directors. To be injurious to the Society, a violation of the bylaws or a flagrant action against the good of the Society must have taken place. A written complaint against said officer must be signed by at least two Board members and must be received by the Corresponding Secretary by certified mail in order to be considered by the Whole Board.

PARAGRAPH FOUR

The Board of Directors may not occasion a meeting without first sending a notice to all Board members. Such a notice must be postmarked at least ten days prior to said meeting. Emergency meetings may take place when four members of the Board deem it necessary, without written notice. During an emergency meeting of the Board, no action may be taken on the removal of an officer or on an amendment to these Bylaws.

ARTICLE 8 - COMMITTEES

PARAGRAPH ONE

The President or Board of Directors may form a committee for the purpose of carrying out the goals and administration of the Society, without amendment.

PARAGRAPH TWO

Membership Committee: The Membership Committee shall conduct the membership affairs of the Society, and shall from time to time conduct drives to increase the membership of the Society. It shall promote the Society at any event held nationally or locally in the avicultural field unless such promotion should be contrary to the sponsoring organization's policy. The Membership Committee shall be chaired by the Treasurer of the Society.

PARAGRAPH THREE

Show Committee: The Show Committee, chaired by the Fourth Vice-President, shall be responsible for the annual show of the Society. It shall be responsible for the day-to-day activities required to achieve said exhibition, and shall be immediately responsible to the Board of Directors.

PARAGRAPH FOUR

Publishing Committee: The Publishing Committee, chaired by the Second Vice-President, shall be responsible for all publications of this Society. It shall produce and edit a bi-monthly bulletin for the membership of the Society. It shall produce a Handbook or yearbook for the Society, and any other publications as directed by the Board of Directors.

PARAGRAPH FIVE

Research Committee: Shall conduct research on a given subject at the pleasure of the Board of Directors, and will assist members of the Society with matters of avicultural interest.

PARAGRAPH SIX

Education Committee: This committee will assist its chairman, the Second Vice-President, in developing educational programs for the members of this Society.

PARAGRAPH SEVEN

Standards Committee: The Standards Committee shall work with the Judges Panel and other interested parties in an ongoing effort to establish Standards of Perfection for the individual species.

PARAGRAPH EIGHT

Judges Panel: Shall consist of all approved judges in accordance with the standards set forth by the Society. The procedure for nominating a judge for the Judges Panel shall consist of a written application by the potential judge, and nomination by at least two members of the Judges Panel. Nomination by the Judges Panel may not take place until the potential judge has completed apprenticeship and testing under the formula as then required by the Board of Directors of the society. Final approval of a new judge shall be by the Board of Directors with a majority vote of the Board.

PARAGRAPH NINE

Apprentice Judge: An Apprentice Judge is a member of the Society who has applied to the chairman of the Judges Panel for the apprenticeship program. A copy of the requirements and program are found in the NFS Judges Panel Handbook.

PARAGRAPH TEN

Finchsave Committee: The Finchsave Committee shall assist the Director of the program. It shall consist of members designated by the Director and the Board of Directors. This Committee shall help develop and preserve policy in regard to this captive breeding program. Only the Committee may request

funds for the administration of the program. All funds used for the program must be authorized by the Board of Directors.

ARTICLE 9 - MEMBERSHIP AND DUES

PARAGRAPH ONE

The dues for membership in the National Finch and Softbill Society shall be determined from time to time by the Board of Directors.

PARAGRAPH TWO

Membership is available to single members as well as dual members. Dual means any two individuals residing at the same address. Any dual membership will receive only one copy of an NFS publication; however, dual members will count as two individual votes in regard to NFS elections or other business.

PARAGRAPH THREE

Junior membership will be available at a reduced rate to any applicant under the age of sixteen.

PARAGRAPH FOUR

If a member's dues remain unpaid for a period exceeding sixty days beyond written or published notice, said member's privileges shall be suspended.

PARAGRAPH FIVE

Membership in the National Finch and Softbill Society is a privilege. Any member who misrepresents the Society, holds Society property without authorization, or in any other way is injurious to this Society as defined in, but not limited to, Article 7, Paragraph 3, may lose his privileges of membership, and receive a prorated refund of his unused dues. In order to cause action under this paragraph, a member must file a deposit of twenty-five dollars with the Society Treasurer, along with papers which shall support a claim against a member of this Society. Such claim shall be taken up by the Board of Directors. If the claim is ruled legitimate and results in the removal of a member, the claimant will receive his deposit back. If a claim is unfounded, the deposit shall be forfeited by the claimant.

ARTICLE 10 - ELECTIONS

PARAGRAPH ONE

Members elected to hold office in the Society shall serve for a period of two years.

PARAGRAPH TWO

Elections will be held every two years, or as may be occasioned by death or removal of an officer. A ballot, either separate or included in the official bulletin of the Society, shall be postmarked at least sixty days prior to elections. A majority of the ballots counted shall determine the outcome of the vote. A postmark as it pertains to this paragraph may be considered an official US bulk mailing facsimile certificate.

PARAGRAPH THREE

The Board of Directors shall appoint a Nominating Committee, consisting of at least three members, who must produce a slate of officers for the election. The committee shall produce at least one name, and not more than three names for each office. A write-in space must be allowed for each office on the ballot.

PARAGRAPH FOUR

All elections of this Society shall be by secret ballot only. Ballots will be counted by an appointee of the Board of Directors. Such appointee cannot be an elected officer of the Society.

ARTICLE 11 - QUORUM**PARAGRAPH ONE**

The Board of Directors, having sole authority to conduct the business of the Society, shall decide matters by a simple majority of those present at the Board meeting. A director's votes received by mail shall be considered as if the Board member were present.

PARAGRAPH TWO

At least four members of the Board must be present in order for the Board to conduct business at a meeting.

PARAGRAPH THREE

General membership votes on matters of the Society are only considered for the election of officers, the amendment of bylaws, or as otherwise set forth by the Board of Directors.

ARTICLE 12 - MEMBERSHIP MEETING**PARAGRAPH ONE**

The Society shall have an annual meeting held in conjunction with the National Show of the Society.

PARAGRAPH TWO

The annual meeting of the Society shall consist of a State of the Society report given by the President, an annual Treasurer's report, and a more casual discussion period when members may make their views known to the Board of Directors.

PARAGRAPH THREE

Regional meetings may be held at the direction of the Regional Vice-Presidents. Business is not conducted at regional meetings. These meetings are for the general membership of the Society and are primarily to discuss ideas which may be presented to the Board of Directors. These meetings may also sponsor educational programs for the membership.

ARTICLE 13 - AMENDMENTS TO THE BYLAWS

PARAGRAPH ONE

Amendments to the bylaws must be sponsored by at least two members of the Society and received by the Corresponding Secretary by certified mail.

PARAGRAPH TWO

Amendments to the bylaws must be published in a newsletter of the Society at least 30 days prior to the next Board of Directors meeting. Any general change in the bylaws must be approved by ballot of the general membership.

PARAGRAPH THREE

Urgent actions may be considered by the Board of Directors for earlier disposition. Such actions shall not constitute a change of bylaws in regard to paragraph two of this article.

PARAGRAPH FOUR

Any amendment to the bylaws of this Society must be approved by two thirds of those responding. Any such ballot may only be opened at a regularly scheduled meeting of the Board of Directors, or at any time designated by at least four Board Members.

ARTICLE 14 - ARTICLES OF INCORPORATION

The bylaws hereby set forth in Article 1 through 14 shall be considered the articles of incorporation of the National Finch and Softbill Society Inc., and may not be changed in any way, subject to the terms of Article 13 paragraphs 1 through 4, as included herein.

National Finch and Softbill Society

FINCHSAVE PROGRAM



FINCHSAVE— Definition and Purpose

Long term goal: To have an established consortium of breeders of finches and softbills dedicated to producing and maintaining a viable captive bred population of finches and softbills in the United States.

Short term goal: Consistent breeding success with participating species.

We hope to accomplish these goals through a cooperative effort of education, assistance and careful documentation of breeding results.

FINCHSAVE Requirements

Participants must meet the following requirements in order to participate in FINCHSAVE:

1. Participant must be an NFSS member.

2. Participant must agree to close band chicks with recommended size NFSS bands.

3. Participant must agree to complete a brief annual report.

Participants are no longer required to have a minimum number of pairs but are encouraged to start with at least 3 unrelated pairs of birds if possible.

All but the following finches and softbills will be accepted into the program: Zebra Finches, Gouldians, Shafttails, Java Rice Birds, Society (Bengalese) Finches, any hybridized bird. The above mentioned birds are excluded because of their known availability or questionable genetic purity. The Timor Zebra Finch will be accepted into the program if it can be documented as the distinct different Timor variety.

In return FINCHSAVE will assist participants in the following:

1. Provide benefits of NFSS membership including free FINCHSAVE ads, informative articles in *The NFSS Bulletin* and access to the NFSS census.
2. Assist participants by providing information on: where to obtain birds, I.D. bird bands, maintaining specific species.
3. Keep participants informed of program progress through newsletter or NFSS *Bulletin*.
4. Recognize participant accomplishments with their species.

FINCHSAVE Structure

Program Director: Administers program and handles routine issues as they arise. The Director will have a committee to assist with these responsibilities, so the workload can be distributed and better handled.

FINCHSAVE Committee: Appointed by the NFSS board. Will assist Director with setting policy and advise Director as needed.

Group Managers will supervise and provide assistance to Species Captains or performs the duties of Species Captains where needed. They will assist program director in developing management plans for species in their group. Criteria for Group Manager is to have had successful

breeding experience with two or more species in their group. Group Managers will head the following seven groups.

1. Australian and Parrot Finches
2. All Waxbills
3. All Mannikins
4. All other African Finches
5. All European Finches
6. All South American finches
7. All softbilled birds

Further changes in group setups may be made in the future as needed.

Species Captains are responsible for gathering information from participants, assisting in obtaining birds, monitoring bloodlines and communicating with and assisting the Director and participants as needed. Criteria for Species Captains is that they have successfully bred their species.

The original program structure has been maintained except for the addition of the Director's committee. Changes in the program will be made as the need arises. For information or input contact the FINCHSAVE Director.

Explanation of Requirements

1. FINCHSAVE is an official NFSS program for members. NFSS membership is also required to purchase the closed traceable bands. We welcome participation and cooperation with other groups.

2. Record keeping is extremely important in this type of program. Closed banding using NFSS bands enables the breeder to identify the bird's year of hatching. By using band numbers the breeder can accurately document the family background of each offspring. Since NFSS' band secretary records all band numbers, the breeder of a banded bird may be traced. NFSS has a size guideline for banding different species. If birds are properly banded and safely housed, losses due to banding problems are minimal. We have alternatives to banding chicks in the nest when disturbances are not tolerated by a species. We will explore alternatives to banding under exceptional circumstances.

3. We have eliminated the three pair minimum requirement but emphasize the need to preserve genetic diversity. With fewer birds it is important to use only unrelated birds to avoid inbreeding. Short of genetic testing of each bird, the best way to obtain different bloodlines is to purchase birds from a reliable source who can give background information. If purchasing wild caught

birds, try to pair them up with other birds you have, captive bred, if possible. We realize that diversity may not always be possible with very rare species.

It is advisable to periodically obtain new bloodlines due to short breeding life of most finches. New bloodlines are often needed for pairing up with newly produced offspring. We anticipate using the NFSS census as well as other sources to assist participants in locating breeders.

4. We need information from our breeder to learn more about keeping and breeding each species. This includes: number of birds raised, number of birds lost, breeding set ups, etc. We anticipate writing up species management plans for each species and sharing this information with all participants. Participants will be kept informed through the NFSS *Bulletin* or FINCHSAVE newsletter. Participants are encouraged to contact the Species Captains, Group Managers or Director for assistance when needed.

Birds are not purchased by the FINCHSAVE Program. Participants must obtain their own birds. We will help in locating them when possible. All offspring produced in the program belong to the participant.

Excluded Species

As previously mentioned, the excluded species are believed to be commonly raised in this country, hybrids or birds of questionable background. This does not mean that we don't care about these birds, there are just so many species to be bred. As a generalization, many of the Australian species were raised in captivity when Australia halted avian exports. There are some species that were not well established and are still quite rare in American aviculture.

On the other hand, there are many African, South American, European and Asian Species which have been readily available through importation and therefore were not being raised in this country in significant numbers. Their breeding presents more of a challenge with very little financial reward. These include but are not limited Waxbills, Weavers and Serins. the Wild Bird Conservation Act of 1992 has had a significant impact and emphasizes the need establish these species or lose them.

Since we do not have a way of knowing what finches and softbills are kept in this country, and are faced with the continuing problem of habitat destruction, our emphasis and exclusions may change as we learn more. We will keep all NFSS members informed of participating species in the program.

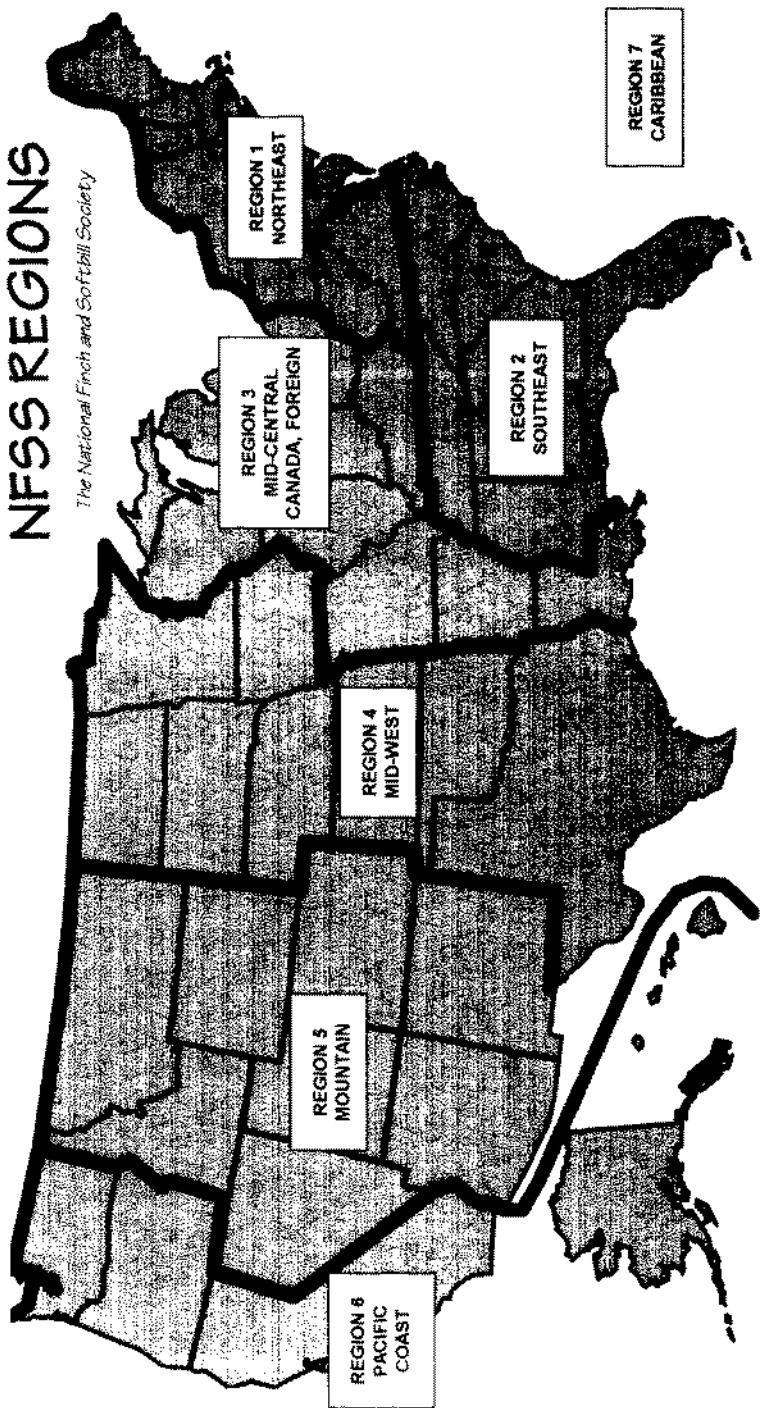
We encourage concentration on normal coloring as sometimes continued breeding of the normal variety is overlooked in favor of the newer color mutations. We are in no way discouraging breeding of the mutations, but are interested in maintaining a balanced breeding effort for all varieties. There may come a time when we will be called upon to provide species for repopulation of their natural habitats. In order to do this we must preserve their natural characteristics.

Club Participation

Bird clubs can and are encouraged to sponsor a species for participation in FINCHSAVE. It is required that the club and the species being representative be members of The National Finch and Softbill Society. One person (specific representative) can be assigned the task of gathering information needed for banding, annual reports and other feedback to FINCHSAVE. We are not requiring every individual involved in breeding the species to be an NFSS member. All birds should be closed banded and proper records kept. Contact program director for more information.

NFSS REGIONS

The National Finch and Softbill Society



Founder's Award Recipients

William Parlee, NFSS Founder

The Founder's Award was conceived by Bill Parlee to recognize individuals in our Society that have made outstanding contributions to the finch world. The awards are selected and sponsored by Bill. There is no input from the Board of Directors or any individual regarding these awards. The following are Bill's words about the Founder's Awards.

"Please understand that there are many out there that are deserving of an award for long-time service, holding office, working on projects and in many other areas. My selections are not intended to slight anyone but happen to strike me as people who have had an exciting influence on me and have at the same time made great contributions in their own way to the finch hobby."

Founder's Award - 1989 Russ Armitage, Jr.

"A long overdue award is presented to my friend Russ Armitage for his many, many years of devotion to NFSS and his personal service to me during my tenure as President. Words cannot say enough. Thank you, Russ."

Founder's Award - 1990 June and Gene Miller

"For their ever-cheerful appearance and demeanor; for their sharing of knowledge with the less knowledgeable; for their excellence on the show bench and their contributions to NFSS. A Founder's Award to June and Gene Miller."

Founder's Award - 1991 Tom Rood

"This year's Founder's Award goes to a GENTLEMAN (and that is in capitals) who tirelessly worked behind the scenes for NFSS with finch societies from all over the world to obtain and to offer patronage awards from and to many different clubs on many continents. To our NFSS Ambassador, Tom Rood."

"To all these recipients, and to all other NFSS officers and members who have contributed so much to NFSS over the years . . . I salute you!!"

*From 1984 to the present***NFSS Exhibition Champions***Honor Roll of Recipients of the***CHAMPION BIRDS***Through 1996 Show Season***EXHIBITOR OF
EXCELLENCE AWARD***Through 1996 Show Season*

Cecil Gunby	1,987
Hal Koontz	1,987
Brenda Geesey	1,988
Marty von Reasfeld	1,988
Steve Hoppin	1,989
Brian Mandarich	1,989
Gene and June Miller	1,989
Kris Kroner	1,990
Richard Lujan	1,990
Tom Rood	1,990
Marvin Yoder	1,990
John Dapas	1,991
Mary and Steve Payne	1,991
Pat and Mary Krichten	1,992
Alvin and Dixie Lea	1,992
Patrick Vance	1,992
Dennis Burhans	1,994
Frank and Sandy Hudson	1,995
Dale and Eileen Laird	1,995
Rick Szlachta	1,995
Chris Voronovitch	1,995
Jerri Wiesenfeld	1,996

1991

Normal Java Rice Bird (NFS-K-245-'90)	82 points Kris Kroner
--	--------------------------

Dilute Society Finch (NFS-E-87-'89)	56 points Tom Rood
--	-----------------------

Normal Zebra Finch (NFS-C-30-'87)	52 points Tom Rood
--------------------------------------	-----------------------

1994

Fawn Diamond Sparrow (NFS-D-87-'92)	61 points Gene & June Miller
--	---------------------------------

1995

Yellow-rumped Diamond Sparrow (NFS-E-112-'94)	Gene & June Miller
--	--------------------

Shafttail Finch (NFS-C-1552-'93)	Ellen Buchanan
-------------------------------------	----------------

1996

European Starling (SPBE-BRA-15-'93)	Jacky Civitarese
Persa Touraco (DJL-37-'93)	Dale & Eileen Laird
Java Rice Bird (NFS-K-493-'94)	Dale & Eileen Laird
Cinnamon Java Rice Bird (NFS-K-58-'93)	Patrick Vance

CHAMPION EXHIBITORS

Through 1994 Show Season

1985 (Champion achieved with 25 pts)

33 pts

Robert Travnicek

Robert & Tina Hemenway 26 pts

Dick Muench 26 pts

1986 (Champion achieved with 40 pts)

82 pts

Hal Koontz

Cecil Gunby 74 pts

Brian Mandrich 67 pts

Brenda Geesey 60 pts

Steve Hoppin 60 pts

Ann Hurst 48 pts

Gene & June Miller 43 pts

Robert & Tina Hemenway 41 pts

Tom Rood 40 pts

1987 (Champion achieved with 50 pts)

Hal Koontz 123 pts

Marty vo Raesfeld 108 pts

Cecil Gunby 106 pts

Brenda Geesey 79 pts

Gene & June Miller 79 pts

Brian Mandrich 65 pts

Robert & Tina Hemenway 59 pts

Richard Lujan 53 pts

1988

176 pts

Marty von Raesfeld

Cecil Gunby 82 pts

Brenda Geesey 81 pts

Chris Voronovitch 67 pts

Hal Koontz 60 pts

Gene & June Miller 54 pts

Tom Rood 51 pts

Steve Hoppin 50 pts

1989

90 pts

Marvin Yoder

Kris Kroner 75 pts

Richard Lujan 66 pts

Tom Rood 66 pts

Marty von Raesfeld 60 pts

Steve Hoppin 59 pts

Gene & June Miller 59 pts

1990

Gene & June Miller 131 pts

Kris Kroner 110 pts

Marvin Yoder 86 pts

John Dapas 75 pts

Tom Rood 71 pts

Brenda Geesey 54 pts

Richard Lujan 51 pts

<u>1991</u>		<u>1994</u>	
John Dapas	150 pts	Alvin & Dixie Lea	130 pts
Tom Rood	138 pts	Patrick Vance	99 pts
Dixie & Alvin Lea	135 pts	Dale Laird	96 pts
Pat & Mary Krichten	103 pts	Gene & June Miller	81 pts
Kris Kroner	88 pts	Pat & Mary Krichten	76 pts
Patrick Vance	86 pts	John Dapas	59 pts
Mary & Steve Payne	71 pts	Frank & Sandy Hudson	57 pts
Jim Hulsey	51 pts	Dennis Burhans	56 pts

<u>1992</u>		<u>1995</u>	
Virginia Patrick	117 pts	Dale & Eileen Laird	108 pts
Steve Hoppin	105 pts	Gene & June Miller	86 pts
Gene & June Miller	85 pts	Frank & Sandy Hudson	78 pts
Rick Szlachta	76 pts	Dennis Burhans	58 pts
Marvin Yoder	65 pts	Sally Huntington	56 pts
Brad & Deb Clark	56 pts	Alvin & Dixie Lea	52 pts
		Patrick Vance	50 pts


<u>1993</u>		<u>1996</u>	
Alvin & Dixie Lea	88 pts	Sally Huntington	130 pts
Steve Hoppin	74 pts	Dale & Eileen Laird	111 pts
Patrick Vance	73 pts	Alvin & Dixie Lea	101 pts
Dennis Burhans	71 pts	Margie & Harold Mc Brayer	74 pts
Pat & Mary Krichten	68 pts	Tom Rood	67 pts
Gene & June Miller	65 pts	Gene & June Miller	66 pts
Frank & Sandy Hudson	59 pts	Felipe Bonilla	55 pts
Tom Rood	54 pts		

The NFSS Apprentice Judge Program

*As approved by the NFSS Board of Directors, November 1990,
REVISED 8/94, 10/94, AND 7/95.*

1. Any new apprentice is required to write a letter of request to the Panel Director, listing her/his qualifications.
2. Qualifications **MUST** include:
 - a. Currently are and have been a member of NFSS for at least three years.
 - b. Have bred finches for five years.
 - c. Have exhibited under own name (or own aviary name) for three years.
 - d. Must have won points five (5) times in top ten in shows under (at least) three (3) NFSS Panel Judges.
3. Must take and pass a written test with 90% or better. If not passed, must study for one year and take the test again (not within one year). The test to be taken at the Kaytee Great American or the National Cage Bird Show, by pre-arrangement only, or at sites where Panel Chairman is judging with at least a 60 day advance notice to the Panel Chairman.
4. Cannot apprentice until the test is passed. Each of three apprenticeships to be pre-approved by the Panel Chairman, the Panel Judge involved and the Show Manager of the show involved.
5. Once three apprenticeships are completed and satisfactory reports are received from the judges involved, the apprentice must submit a request through the Panel Director for final Board approval.
6. The apprentice must appear before the Board (or submit a *notarized* statement) indicating she/he understands and agrees to the following:
 - a. When requested to write a report, it must be done immediately. (Example—reports of shows to be judged.)
 - b. All show reports must be in within two weeks.
 - c. All judges must respond to all inquiries and must participate on Standard committees.
 - d. NFSS Panel Judges must adhere to all NFSS Judges rules and must judge by current NFSS Standards.
7. All paperwork involved in the apprenticeship process, according to the current NFSS Apprentice Judge Program policy and procedure, excluding the test taken, will be presented to the Board to allow for complete review of the applicant.

For more information on becoming an
NFSS Apprentice Judge, contact
NFSS Judges Panel Chairman



The Canary & Finch Society
has been selected to host the
1997 NFSS Midwest Regional Show
on
November 8, 1997
at
LEAGUE CITY CIVIC CENTER
400 WEST WALKER
LEAGUE CITY, TEXAS 77573
Hotel

The Ramada Inn / NASA
Room Rates (Single or Double)
\$55.00 Per Night

includes two breakfast buffets each morning
specify you are with *The Canary & Finch Society*
(800) 228-2828 or (281) 488-0220

Hospitality Night - Nov. 7, 1997
Awards Banquet - Nov. 8, 1997

The Canary & Finch Society
is now accepting ads for our show catalogs
Full Page Ad - 7 1/4 h x 4 1/4 w - \$25.00
Half Page Ad - 3 1/2 h x 4 1/4 w - \$15.00
Business Card Ad - 2 h x 4 1/4 w - \$10.00
Contact : *Noma Johnson:*

4119 San Augustine
Pasadena, Texas 77503
281-930-9393

NFSS Affiliates, Delegates & Shows

(Listing as of May 1, 1997)

ALABAMA

Central Alabama Avicultural Society
Ginny Allen (334) 749-7168

Rocket City Cage Bird Club
June C. Hendrix

CALIFORNIA

Aviary Association of Kern
Willis & Velva Baker (805) 765-6110
Show December 6, 1997
Taft, CA

Capitol City Bird Society
Mariana Mejia (916) 452-2037
Roseville, CA

Finch Society of San Diego County
Sally Huntington (619) 452-9423
Show #1 November 1, 1997
Panel Judge: Joseph Krader
Show #2 November 2, 1997
Panel Judge: Hal Koontz
San Diego, CA

Fresno Canary and Finch Society
Dixie Lea (209) 584-3764
Show October 25, 1997
Region #6 Show
Panel Judge: Clayton Jones
Fresno, CA

Golden Gate Avian Society
Cathy Knight (510) 634-5068
Show November 8, 1997
Panel Judge: Clayton Jones
Tracy, CA

Santa Clara Valley Canary and Exotic
Bird Club
Neil Crowley (408) 258-4601
Show November 29, 1997
San Jose, CA

COLORADO

Rocky Mountain Society of Aviculture
Julie Kern (303) 753-6145
Show November 20, 21 & 22
The National Show
Denver, CO

CONNECTICUT

Connecticut Association for Aviculture
Chris Voronovitch (860) 649-8220
Show October 25, 1997
Panel Judge: Christine Voronovitch
Manchester, CT

Connecticut Canary and Finch Club
Alfredo Robles (860) 951-9438
Show December 1997

FLORIDA

Aviary & Cage Bird Society of South
Florida
Phil Barth (305) 426-5340
Show August 23, 1997
Panel Judge: Conrad Meinert
Ft. Lauderdale, FL

Colorbred Canary Club of Miami
Armando J. Lee
Show December 6, 1997
Panel Judge: Tom Rood
Miami, FL

Florida West Coast Avian Society
Todd Etzel (941) 322-2023
Show November 30, 1997
Sarasota, FL
Panel Judge: Stephen Hoppin

Florida State Fair Exotic Bird Show
Dale Laird (407) 657-7989
Double Show
February 15, 1997 *Saturday*
Panel Judge: Martha Wigmore
February 16, 1997 *Sunday*
Panel Judge: William Parlee
Tampa, FL

Greater Brandon Avian Society

John Floyd (813) 677-7679

Show September 30, 1997**Heartland**

Maxine June

Show January 1997**Sunshine State Cage Bird Society**

Dale Laird (407) 657-7989

Show October 11, 1997*Region #2 Show*

Panel Judge: Tom Rood

Orlando, FL

GEORGIA**Georgia Cage Bird Society**

Candy Wright (404) 633-4364

Show November 1, 1997

Mariette, GA

HAWAII**Honolulu Canary and Finch Club**

Kathy Perreira (808) 844-3629

ILLINOIS**Greater Chicago Cage Bird Club**

Jane Muscato (630) 305-9043

Show November 1, 1997

Panel Judge: Tom Rood

Rolling Meadow, IL

Illini Bird Fanciers

Jan Marcott (217) 347-9690

Show June 7, 1997

Panel Judge: Earl Courts

Shelbyville, IL

**National Institute of Red-Orange
Canaries (NIROC)**

Stephan V. Hopman (815) 469-8455

Show November 29, 1997

Elk Grove Village, IL

INDIANA**Indiana Bird Fanciers**

Conrad Meinert (219) 269-2873

Show October 11, 1997

Panel Judge: Miki Sparzak

Fort Wayne, IN

IOWA**Mid-America Cage Bird Society**

Dianna Smith (508) 540-3214

Show October 4, 1997

Panel Judge: Tom Rood

Des Moines, IA

KANSAS**Kansas Avicultural Society**

Sharon Mills (316) 687-2497

Show October 10, 1997

Panel Judge: Dr. Al Decoteau

Wichita, KS

KENTUCKY**Central Kentucky Cage Bird Society**

Ms. Boo Shea (606) 744-2551

LOUISIANA**Gulf South Bird Club, Inc.**

E. J. Nagel Jr. (504) 271-1840

Show October 18, 1997

Panel Judge: Miki Sparzak

Metairie, LA

MASSACHUSETTS**Massachusetts Cage Bird Assoc.**

Dianna Smith (508) 540-3214

Show October 18, 1997

Panel Judge: Charles Anchor

Haverhill, MA

MICHIGAN**Great Lakes Avicultural Society**

Diana Hugo (616) 842-0163

Show October 18, 1997

Panel Judge: Clarence Culwell

Grand Rapids, MI

Mid-West Cage-Bird Club, Inc.

Patrick Vance (810) 443-0643

Show September 6, 1997

Panel Judge: Clarence Culwell

Motor City Bird Breeders, Inc.

Ron Girling (810) 751-8265

Show October 25, 1997

Panel Judge: Dr. Al Decoteau

Warren, MI

**NFSS
INTERNATIONAL
AFFILIATES**

CANADA

**Budgerigar & Foreign Bird Society
of Ontario**

Jim Marks (416) 292-3852

Cage Bird Society of Hamilton

**Durham Avicultural Society of
Ontario**

Vincent Moase (905) 723-1978
Oshawa, Ontario, Canada

Essex-Kent Cage Bird Society

Alfred Mion (519) 948-6398
Windsor, Ontario, Canada

**NFSS
INTERNATIONAL
CORRESPONDENTS**

AUSTRALIA

Queensland Finch Society

Gavin Dietz, P.O. Box 1600,
Coorparoo DC 4151
Queensland, Australia

GREAT BRITAIN

The Estrildian

Howard Robinson
10, Gable Terrace, Wheatley Hill
County Durham DH6 3JT, England

The Waxbill Finch Society

Mr. Buzz Hope-Inglis,
10 Litchfield Close, Plympton, Plymouth
PL7 3UU, England

Zebra Finch Society, England

Margaret Binns, 97 Bent Lanes,
Davyhulme, Nr. Urmston, Manchester,
M31 8WZ, England

NEW ZEALAND

New Zealand Finch Breeders Assn.

293 Albany Highway
Albany, New Zealand

Society of Canary and Finch Breeders

Patrick Vance (810)443-0643

Show October 4, 1997

Panel Judge: Christine Voronovitch
Livona, MI

MISSOURI

Greater Kansas City Avic. Society

Nita Haas (816) 331-5285

Show October 18, 1997

Panel Judge: Paul Williams
Grandview, MO

**Heart of America Hookbill & Finch
Society**

Moses Linn (816) 523-4661

Show June 13, 1997

Grandview, MO

Missouri Cage Bird Association

Richard & Rose Dickman

(314) 928-3444

Show November 8, 1997

Region #3 Show

Panel Judge: Patrick Vance
Eureka, MO

NEW HAMPSHIRE

Birds of a Feather Avicultural Society

hosting the:

Kaytee Great American Bird Show

Show October 4, 1997

Region #1 Show

Holiday Inn Center of New Hampshire

Manchester, NH

Panel Judge: Daren Decoteau

NEW MEXICO

New Mexico Bird Club, Inc.
 Gail Ranshaw (505) 822-1483
Show #1 September 27, 1997
 Panel Judge: Ray Johnson
Show #2 September 28, 1997
 Panel Judge: Conrad Meinert
Region #5 Show
 Albuquerque, NM

NEW YORK

Finger Lakes Cage Bird Association
 Rena Rouse (315) 252-7673
Show September 28, 1997
 Waterloo, NY

New York Finch & Type Canary Club
 Barbara Kutak (718) 967-6899
Show October 18, 1997
 Brooklyn, NY

Rochester Cage Bird Club
 Patrick Goonan (716) 288-5653
Show August 6, 1997
 Rochester, NY

NORTH CAROLINA

Raleigh-Durham Caged Bird Society
 April Blazich (919) 851-8079

OHIO

Cleveland Cage Bird Society
 LaVerne Winfield (216) 886-1633
Show October 11, 1997
 M.B.H., OH

Fort Defiance Bird Club
 Bea Endsley (419) 263-2795
Show September 27, 1997
 Defiance, OH

**Toledo Bird Assn. & Zebra Finch Club
 of America**
 Rick Yunker (419) 691-9432
Show September 27, 1997
 Panel Judge: Patrick Vance
 Toledo, OH

OKLAHOMA

Bird Fanciers of Oklahoma
 Gene and June Miller (405) 382-7066
Show September 27, 1997
 Panel Judge: Paul Williams
 Oklahoma City, OK

Oklahoma Cage Bird Society
 Laura Bewley (918) 446-3999
Show October 25, 1997

OREGON

The Finch Connection
 Paula Hansen (503) 581-8208

PENNSYLVANIA

Central Pennsylvania Cage Bird Society
 Donald Strause (610) 926-5210

Chester County Bird Breeders
 Lorraine LaBoyne (610) 269-6003
Show September 13, 1997
 Downingtown, PA

Delaware Valley Bird Club
 Kris Kroner (215) 628-4143

Greater Pittsburgh Cage Bird Society
 June & Ralph Turkovich (412) 795-5819
Show November 1, 1997
 Monroeville, PA
 Panel Judge: Dr. Al Decotcau

Northeastern Penn. Cage Bird Club
 Gary Fino (717) 829-3891

Seven Mountain's Exotic Bird Club
 Kathy Temple (814) 832-2150

PUERTO RICO

**Organización Puertorriqueña de Aves
 Exóticas, Inc.**
 Jacky Civitares (787) 752-4433
Show #1 February 23, 1997
 Ponce, PR
Show #2 April 20, 1997
 Quebradillas, PR
Show #3 June 22, 1997
 Guaynabo, PR
Show #4 August 24, 1997
 Carolina, PR

Show #5 December 6, 1997
Region #7 Show
 Panel Judge: Dr. AL Decoteau
 Carolina, PR

TENNESSEE

Middle Tennessee Cage Bird Club
 Eva Duffey (615) 361-5939
Show October 4, 1997
 Antioch, TN

TEXAS

Alamo Exhibition Bird Club
 J. T. Payne (210) 695-8181

Canary & Finch Society
 Noma Johnson (281) 930-9393
Show November 8, 1997
Region #4 Show
 Panel Judge: Paul Williams
 Pasadena, TX

Fort Worth Bird Club
 Clarence Culwell (817) 220-5568
Show October 4, 1997
 Panel Judge: Stephen Hoppin
 Fort Worth, TX

Texas Bird Breeders and Fanciers Association
 Clarence Culwell (817) 220-5568
Show October 25, 1997
 Panel Judge: Cecil Gumbo
 Temple, TX

Texas Canary Club
 Chris Davis (713) 361-3364
Show November 1, 1997

VIRGINIA

Peninsula Cage Bird Society
 Marian "Bea" Rogers
 (757) 484-6001

WASHINGTON

Pacific Northwest Spring Bird Exhibition
Show #1 April 18, 1997
 Panel Judge: Miki Sparzak
Show #2 April 19, 1997
 Panel Judge: Conrad Meinert
Show #3 April 20, 1997
 Panel Judge: Dr. Al Decoteau
 Puyallup, WA

*Turn your breeding success into an even
 Bigger success*

Join FINCHSAVE

*Aviculture's foremost
 cooperative breeding
 program*



1997 Chronological Show List

There's a show for everyone

January

- 1/25 FL (34 entries)**
Heartland Avian Soc
(Stephen Hoppin)

February

- 2/15 FL (133 entries)**
Florida State Fair
Exotic Bird Show
Day 1
(Martha Wigmore)

- 2/16 FL (114 entries)**
Florida State Fair
Exotic Bird Show
Day 2
(William Parlee)

- 2/23 PR (46 entries)**
Organizacion Puer-
torriquena de Aves
Show #1
(Dr. Al Decoteau)
■ **PR (96 entries)**
Organizacion Puer-
torriquena de Aves
Show #2
(Dr. Al Decoteau)

April

- 4/18 WA**
Pacific Northwest
Bird Show
Show #1
(Miki Spazak)

- 4/19 WA**
Pacific Northwest

Bird Show
Show #2
(Conrad Meinert)

- 4/20 PR**
Organizacion
Puertorriquena
de Aves
Show #2

■ **WA**
Pacific Northwest
Bird Show
Day #3
(Dr. Al Decoteau)

June

- 6/7 IL**
Illini Bird Fanciers
(Earl Courts)

- 6/13 MO**
Heart of America
Hookbill and Finch
Soc.

- 6/22 PR**
Organizacion Puer-
torriquena de Aves
Show #3

August

- 8/16 NY**
Rochester Cage
Birds Club

- 8/23 FL**
Aviary and Cage
Bird Society of
South Florida

- 8/24 PR**
Organizacion Puer-
torriquena de Aves
Show #4

September

- 9/6 MI**
Midwest Cage Bird
Club
(Clarence Culwell)

- 9/13 CA**
Greater Brandon
Avian Society Inc.
■ **PA**
Chester County Bird
Breeders

- 9/27 OH**
Fort Defiance Bird
Club

■ **OH**
The Toledo Bird
Association
(Patrick Vance)

■ **OK**
Bird Fanciers of
Oklahoma
(Paul Williams)

■ **NM**
New Mexico Bird
Club
Day 1
(Ray Johnson)

- 9/28 NM**
New Mexico Bird
Club
Day 2
(Conrad Meinert)
■ **NY**
Finger Lakes Cage
Bird Associatin

October

10/4 IA

Mid America Cage
Bird Society
(Tom Rood)

■ MI

Society of Canary &
Finch Breeders
(Christine Voronovitch)

■ NH

Great American Bird
Show
(Daren Decoteau)

■ TX

Fort Worth Bird Club
(Stephen Hoppin)

10/11 FL

Sunshine State Cage
Bird Society
(Tom Rood)

■ OH

Cleveland Cage Bird
Society

■ IN

Indiana Bird
Fanciers
(Miki Spartzak)

■ KS

Kansas Avicultural
Society
(Dr. Al Decoteau)

10/18 LA

Gulf South Bird Club
(Miki Spartzak)

■ MA

Massachusetts Cage
Bird Association
(Charles Anchor)

■ MI

Great Lakes
Avicultural Society

■ MO

Greater Kansas City
Avicultural Society
(Paul Williams)

■ NY

New York Finch &
Type Canary Club

10/25 CA

Fresno Canary and
Finch Society
(Clayton Jones)

■ CT

Connecticut
Association for
Aviculture
(Christine Voronovitch)

■ OK

Oklahoma Cage Bird
Society

■ MI

Motor City Bird
Breeders
(Dr. Al Decoteau)

■ TX

Texas Bird Breeders
Fanciers Association
(Cecil Gumby)

November

11/1 CA

Finch Society of
San Diego
Day 1
(Joseph Krader)

■ OA

Georgia Cage Bird
Society

■ IL

Greater Chicago
Cage Bird Club
(Tom Rood)

■ PA

Greater Pittsburgh
Cage Bird Society
(Dr. Al Decoteau)

■ TX

Texas Canary Club

11/2 CA

Finch Society of
San Diego
Day 2
(Hal Koontz)

11/8 CA

Canary and Finch
Society
(Paul Williams)

■ CA

Golden Gate Avian
Society
(Clayton Jones)

■ MO

Missouri Cage Bird
Association
(Patrick Vance)

11/20, 21, & 22 CO

Rocky Mountain
Society of
Aviculture
The National Cage
Bird Show

11/29 IL

National Institute of
Red-orange Canaries

11/30 FL

Florida West Coast
Avian Society
(Stephen Hoppin)

December

12/6 FL

Colorbred Canary
Club of Miami
(Tom Rood)

■ PR

Organizacion
Puertorriquena de
Aves Exoticas
(Dr. Al Decoteau)

FINCHSHOP

the National Finch and Softbill Society store

ITEM	QTY	SIZE/ STYLE	PRICE EACH	TOTAL AMT
<i>NEW T-Shirt Design!</i> 10 Colorful Finches in Stalks of Grass w/NFSS		M•L•XL•XXL (circle size) All 50/50 White	\$18.00	
Video " <i>The Wonderful World of Finches and Soft- bills: An Introduction</i> "		Members & Affiliates: Non-Members:	\$17.00 \$22.00	
Show Cage Plans (see sizes below)			\$4.00	
All 3 Show Cage Plans (set of all three)			\$10.00	
NFSS Plastic Water Bottle			\$6.00	
NFSS Zebra Pin			\$6.00	
NFSS Gouldian Pin			\$6.00	
Eric Peake Lithograph <i>The Diamond Firetails</i> Signed by the artist			\$35.00	
Name Badge (Members only) *Print name clearly *Includes one line of engraving		2 lines - add \$1.00 Magnetic back add - \$1.00	\$7.50	
Past <i>Bulletin</i> Issues-1994 and later issues			\$4.00	
-1993 and earlier issues			\$3.00	
1995 NFSS Handbook (Membership Yearbook)		Includes Census, Index & much more (Jul/Aug '95 issue)	\$4.00	
NFSS Judges Handbook and Official Standards		In handsome small 3-ring binder. Updated in 1995!	\$15.00	

NFSS SHOW CAGE PLANS

1 Cage Finches up to and including Zebras

2 Cage Finches larger than Zebras

3 Cage Softbills

SHIPPING &

HANDLING \$ _____

under \$10 add \$2.00

over \$10 add \$3.00

TOTAL \$ _____

Name _____ Member # _____

Address _____

City _____

State _____ Zip _____

Mail form and payment
(check or money order
payable to **NFSS**) to
FINCHSHOP
c/o Julie Duinstra
4400 NW Walnut Blvd. #68
Corvallis, OR 97330

THE NATIONAL FINCH AND SOFTBILL SOCIETY

GUIDE TO ORDERING NFSS CLOSED LEG BANDS

NFSS welcomes comments and suggestions for this Guide. Contact the home office.

size "A"

Small Waxbills
Gold-breasted Waxbill
Orange-cheeked Waxbill
Bicheno (Owl) Finch
Quail Finch
Red-eared Waxbill
Strawberry Finch

size "B"

Black-cheeked Waxbill
Cordon Bleu Waxbill
Cuban Melodious Finch
Fire & Olive Finches
Lavender Finch
Rufous-backed Mannikin

size "C"

Black and White Mannikin
Blue-capped Waxbill
Bronze-winged Mannikin
Star & Cherry Finches
Green Singing Finch
Grey Singing Finch
Heck's Shafttail
Painted, Pileated Finches
Pytilias, Silverbills
Red-headed Parrot Finch
Shafttail Finch

size "D"

Blue-faced Parrot Finch
most other Parrot finches
Chestnut-breasted Finch
Gouldian Finch
Pictorella Finch
Pin-tailed Nonpareil
Yellow-rumped Finch
Zebra Finch
most smaller Mannikins
most Twinspots

size "E"

Black-crested Finch
Diamond Sparrow
Golden Song Sparrow

more size "E"

Nuns, Siskins
Peter's Twinspot
Society & Spice Finch

size "G"

European Goldfinch
Magpie Mannikin
other large Mannikins
small Tanagers

size "J"

Pekin Robin, Silver-eared Mesia
other small softbills

size "K"

Java Rice Bird
Red-crested Cardinal
Saffron, Shama Thrush

size "L"

Diamond Dove
other small doves
Quail, other softbills

size "M"

Pagoda Mynah, large Sunbirds
Leaf Birds

size "R"

Green/purple & Superb Starlings

size "S"

White-tailed Jay, Ring Neck Dove
Java & Indian Hill Mynalis
Toucanettes, Aracaris

size "T"

small Touracos, Plush-capped Jay
Small Toucans, small Hornbills

size "U"

Large Touracos, Large Toucans
Large Hornbills

THE NATIONAL FINCH AND SOFTBILL SOCIETY

BAND ORDER FORM

NFSS offers to members only closed traceable aluminum bands. Available only in the NFSS color of the year, the bands are engraved with the initials NFS, size code, year and number. No choice of numbers.

All orders are recorded for permanent reference. Bands are ordered in strings of ten, all the same size. New members may order before receiving membership number. Write "New" for membership # on order form.

Orders processed weekly as received.

Cashier's Check or Money Order will expedite your order.

Please, no mail requiring signatures.

BAND SIZE	# OF STRINGS	PRICE STRING	TOTAL AMT
A		\$2.75	
B		\$2.75	
C		\$2.75	
D		\$2.75	
E		\$2.75	
G		\$2.75	
J		\$2.75	
K		\$2.75	
L		\$2.75	
M		\$2.75	
R		\$2.75	
S		\$2.75	
T		\$2.75	
U		\$2.75	

POSTAL INSURANCE:

Under \$50 - \$.75

From \$50 to \$100 - \$1.60

Over \$100 - \$2.50

If you choose not to include this sum NFSS will not be responsible for replacement of bands lost in shipment.

SUBTOTAL _____

INSURANCE _____

TOTAL _____

Name _____ Membership # _____

Address _____

City _____

State _____ Zip _____


Phone _____

Mail form and payment payable to **NFSS** to:


Ms. Eileen Laird
NFSS Band Secretary
1166 Village Forest Pl.
Winter Park, FL 32792
(407) 657-7989

LEG BANDING PROCEDURE


courtesy of
The National Finch and Softbill Society




The most important thing to remember when banding chicks is to do it over a counter or table so if the chick is dropped it doesn't fall to the floor. The age to band varies between species but is generally between 5 and 10 days. You can tell by looking at the ankle joint (the joint where the toes come together) and the size of the band.




Have the bands, a toothpick (or other small blunt instrument) and some lubricant ready. Be sure you have the bands "right side up" for easier reading.



The band is generally placed on the bird's right leg. Banding just before the parents go to roost in the evening will prevent them from picking at the band. By the next morning they will have forgotten about it.



Hold the chick firmly but in such a way as to not cut off its breathing and so that you don't harm it. Remember, their bodies cannot tolerate compression. Put a little bit of lubricant on the chick's foot and slide the band over the three front toes and finally over the ankle joint. The back toe will probably have to be gently pried out from under the band with a toothpick. The band now should be in the proper location between the ankle and the elbow joints.




Check on the chick the next few days to be sure that the band has not slipped off and that there are no scrapes or irritations on the foot or leg.

KAYTEE

12TH ANNUAL

Great American Bird Show, Inc.
SATURDAY & SUNDAY OCTOBER 4 & 5, 1997

SANCTIONED JUDGING- SATURDAY 9 AM -6 PM
BIRD MART- SUNDAY 9 AM -5 PM



DRAWING TABLES

SALES & BIRD
RELATED PRODUCTS

CASH AWARDS FOR
SECOND AND THIRD IN SHOW
BEST BIRD IN EACH DIVISION

RAFFLES

JUDGES

ACS Cockatiels Bert McAulay, TX
ALBS Lovebirds Paul Crow, PA
NCA Canaries Gino Abbatte, FL
Lipochrome and Melanin
NCS Cockatiels Conrad Meinert, IN
NFSS Finches/Softbills Daren Decoteau, CT
SPBE Psittacines Miki Spartzak, MD
Type Canaries Regina McCarthy, MA

Admission

Adults	\$4.00
Seniors	\$3.00
Children under 12	\$2.00

**\$1,000
CASH AWARD
BEST BIRD IN SHOW**

HOSTED BY:

Birds of a Feather
Manchester, NH

FOR MORE INFORMATION CONTACT:

Local, Show, Hotel, Bird Mart, etc. info:

call: Denise Bourgault
(603) 893-8870

For Kaytee GABS info:

Call: David Dollar
Phone (813) 937-5447
Fax (813) 938-3893

Holiday Inn
CENTER OF
NEW HAMPSHIRE
Manchester, NH



the
**National Finch
and
Softbill
Society**

Welcomes Finch and Softbill Breeders and Enthusiasts!

- FINCHSAVE - aviculture's foremost cooperative breeding program •
 - Bi-monthly magazine - *The NFSS Bulletin* • Annual census •
 - Affiliated clubs worldwide • Show standards • Panel judges •
 - Awards • NFSS traceable bands in 9 sizes •

NAME _____

ADDRESS _____

CITY _____ STATE _____ ZIP _____

PHONE NUMBER _____ New _____ Renew _____
Member? _____ NFSS # _____

ANNUAL DUES: Single \$20 _____ Dual \$25* _____ (under 16 yrs) \$12.50 _____
Junior

* 2nd name for dual membership _____

U.S. (& Puerto Rico) 1st class mailing, add \$5.00.
Canadian & foreign subscriptions mailed 1st class. Please send US funds.
Canadian. add \$5.00 Foreign. add \$10.00



Mail application and check payable to NFSS
to Lynda Bakula - NFSS Membership Services
P.O. Box 3232
Ballwin, MO 63022

THE NATIONAL FINCH AND SOFTBILL SOCIETY

MEMBERSHIP BENEFITS

The National Finch and Softbill Society is dedicated to the preservation of all finch and softbill species.

- NFSS Bulletin** Our bi-monthly *Bulletin* connects you with other finch and softbill keepers around the country. It includes articles on diet, breeding, management and the experiences of other aviculturists. NFSS keeps you abreast of the news on legislation.
- FINCHSAVE** The goal of *FINCHSAVE* is to establish and maintain all finch and softbill species in American aviculture. All members are encouraged to enhance the propagation of finches and softbills.
- Census** The annual NFSS Census can connect you with other breeders for the purpose of exchanging information or breeding stock.
- Leg Bands** NFSS offers, to members, closed traceable leg bands, in 9 sizes.
- Affiliations** Your club can affiliate and receive plaques and rosettes as show awards. Non-show clubs, too, can affiliate and receive service awards for members. Speakers are available, with slide programs that feature finches and softbills.
- National Show** All members are encouraged to attend and participate in NFSS' National show. An International Patronage Exchange brings awards from foreign countries.
- Judges Panel** Composed of individuals who have completed the apprenticeship program, all NFSS Panel Judges judge by the NFSS Standard of Judging, are approved by the Board of Directors, and are available to local clubs.
- Standards** At mid-year 1995 NFSS had exhibition standards for twelve species, including the first standard for softbill species, and several more in the works.
- Champions** NFSS sponsors a "Champion Exhibitor" and "Champion Bird" awards program. Both reward high achievements on the show bench.
- FINCHSHOP** The sales division of NFSS offers various items for sale to members. The profits are used to support the Society's other programs.

Join with us...Send in your application...Today!

NFSS Classified Ads

Classified ads (except *FINCHSAVE* ads) are \$.15 per word, per issue.

FOR SALE

BREEDER OF QUALITY

Gouldians & other finches, all mutations available. Birds are NFSS banded. Will ship. Call FELIX at:
(305) 822-7214 so97

FIRE FINCHES FOR SALE

pairs & extra hens, Owls, Parsons, Peter's Twinspots. Will ship US Post Office. GENE MILLER
(405) 382-7066 ja97

FINCHSAVE Classifieds

FINCHSAVE classifieds run *FREE* of charge to FINCHSAVE participants. All readers are welcome to respond to Finchsavae ads.

FINCHSAVE- WANTED:

Black Rumped Owl Finch
Breeders to contact.

Note: these are not the common
White Rumped Owl Finch.

(360) 253-4572
CHRISTINE SPENCER ja97

**WANTED: BUY OR TRADE
PARROT FINCHES-** Blue-faced,
Red-headed, Lutino, Peale's,
Bamboo, and Mindanao. FL.
Call DANIEL RAY ALMAGUER
(407) 894-3808 or
DRAFinch@aol.com so97

NEEDED BULLETIN EDITOR

Due to time constraints of the current editor's new business and child, the position of Editor of The NFSS *Bulletin* will be open 12/31/97.

Anyone interested in giving back to our Society in a most rewarding way contact the current Editor:

Robert Petrie
phone (816) 459-9800
E-mail rspetrie@juno.com

NFSS Bulletin Advertising Rates New rates effective 1/01/95

Display (camera ready) Ads:

Full page \$50/issue: \$200/year
Half page \$30/issue; \$120/year
Qtr. page \$20/issue; \$80/year
Inside cover \$70/issue: \$300/year

Classified Advertisements

FINCHSAVE: free to participants
Others: \$.15 per word, per issue

Deadlines

12/1, 2/1, 4/1, 6/1, 8/1, 10/1
for next bi-monthly issue.

Send ad and payment (payable to NFSS) to

Robert Petrie
NFSS Bulletin Editor
4325 NE 53 rd St
Kansas City, MO 64119
(816) 459-9800

NFSS Panel of Judges 1997

Charles Anchor
630 Lake Park Drive
Addison, IL 60101
(630) 543-3757

Laura Bewley
3538 S 65 W Ave.
Tulsa, OK 74107
(918) 446-3999

Harold Bowles
230 College Circle
Cedartown, GA 30125
(770) 748-4627

Jacky Civitarese
PO Box 6771
San Juan, PR 00914
(410) 282-6189

Earl Courts
1807 N.E. Colburn
Lee's Summit, MO 64063
(816) 524-0921

Clarence Culwell
250 Horseshoe Dr.
Springtown, TX 76082
(817) 220-5568

Dr. Al E. Decoteau
Panel Chairman
P.O. Box 369
Groton, MA 01450
Phone (603) 672-4568
Fax (603) 672-3120

Daren Decoteau
89 Pleasantview Ave.
Stratford, CT 06497
(203) 377-2049

Stephen Hoppin
3836 Hidden Acres Circle
N. Fort Myers, FL 33903
Phone (941) 997-2237
Fax (941) 997- NFSS
E-mail-
n2finchs@peganet.com

Ray Johnson
175 Stoneridge Way
Fayetteville, GA 30214
(404) 461-8675

Clayton Jones
P.O. Box 266
Soquel, CA 95073
(408) 728-8676

Hal M. Koontz
2604 Auburn Ct.
Bakersfield, CA 93306
(805) 872-1063

Joseph Krader
29831 Weather wood
Laguna Niguel, CA 92677
(714) 692-8051

Armando Lee
6811 SW 89th Ct.
Miami, FL 33172
(305) 270-1000

Brian Mandarich
4743 E. Hedges Ave.
Fresno, CA 93703
(209) 255-6508

Conrad Meinert
1212 E. Cr. 300 S.
Warsaw, IN 46580
(219) 269-2873

William G. Parlee
631 4N Talcottville Rd.
Vernon, CT 06066
(203) 569-0200

Tom Rood
313 N. Broadway
Shelbyville, IL 62565
(217) 774-5265

Marion (Miki) Spartzak
517 Old North Point Rd.
Baltimore, MD 21224
(410) 282-9233

Patrick Vance
18175 Avilla
Lathrup Village, MI 48076
(810) 443-0643

Christine Voronovitch
38 Liberty street
Manchester, CT 06040
(860) 649-8220

Paul S. Williams
703 Donegal Drive
Papillion, NE 68046
(402) 592-5488

Inactive List
Martha Wigmore

FOR INFORMATION ON
THE NFSS JUDGES PANEL
CONTACT
DR. AL DECOTEAU
PANEL CHAIRMAN